


# Record Book



**ARIZONA BASKETBALL™**

# Individual Records

## Points Scored

**Game:** 46, Ernie McCray, vs. Cal St.-Los Angeles, 2/6/1960  
**Half:** 33, Al Fleming, vs. Detroit, 1/10/1976 (2nd);  
 33, Joe Skaisgir, vs. Hardin-Simmons,  
 1/4/1962 (2nd)  
 33, Damon Stoudamire, at Washington State,  
 3/2/1995 (2nd+2ot)  
**Season:** 848, Khalid Reeves, 1993-94 (35 games)  
**Career:** 2,555; Sean Elliott, 1985-89 (133 games)  
**Opponent, Game:** 50, Bob Beckel, at Air Force, 2/28/1959  
 (17 FG, 16 FT)  
**Opponent, Half:** 28, Ron Sanford, at New Mexico,  
 2/22/1968

## Points Per Game

**Season:** 24.2, Khalid Reeves, 1993-94, (848 in 35)  
**Career:** 23.9, Coniel Norman, 1972-74, (1194 in 50)

## Field Goals

**Game:** 19, Coniel Norman, at BYU, 1/25/1974, (31 att.)  
**Half:** 13, Damon Stoudamire, at Washington State,  
 3/2/1995 (2nd+2ot)  
**Season:** 276, Khalid Reeves, 1993-94  
**Career:** 896, Sean Elliott, 1986-89  
**Opponent, Game:** 19, Billy Shepard, vs. Butler,  
 12/5/1970 (32 att.)

## Field Goal Attempts

**Game:** 32, Bill Kemmeries, at Hardin-Simmons,  
 2/16/1952 (14 made)  
**Half:** 22, Damon Stoudamire, at Washington State,  
 3/2/1995 (13 made, 2nd+2ot)  
**Season:** 572, Khalid Reeves, 1993-94 (276 made)  
**Career:** 1750, Sean Elliott, 1986-89 (896 made)  
**Opponent, Game:** 35, Freeman Williams, Portland State,  
 1/27/1976 (16 made)

## Field Goal Percentage

**Game (Min. 10 Atts.):**  
 1.000, Al Fleming, vs. Midwestern, 12/1/1975  
 (10-of-10)  
 .933, Brian Williams, at UCLA, 2/10/1991 (14-of-15)  
 .929, Khalid Reeves, vs. Michigan, 12/30/1993  
 (13-of-14)  
**Half:** 1.000, Michael Dickerson, vs. Washington, 2/5/1998  
 (11-of-11, 2nd)  
**Season:** .667, Al Fleming, 1973-74 (136-of-204)  
 .690\*, Joseph Blair, 1995-96 (89-of-129/14 games)  
**Career:** .605, Pete Williams, 1983-85, (296-of-489)  
**Opponent, Game:** 1.000, Kresimir Cosic, at BYU,  
 2/26/1971 (12-of-12)

## 3-Point Field Goals

**Game:** 8, Jason Gardner, vs. Kansas, 12/1/2001 (16 att.)  
**Half:** 6, Matt Othick, vs. Temple, 2/23/1992 (2nd);  
 6, Chris Mills, vs. Delaware St., 12-28-92 (1st)  
**Season:** 114, Steve Kerr, 1987-88  
**Career:** 272, Damon Stoudamire, 1992-95  
**Opponent, Game:** 8, Jan-Michael Thomas,  
 vs. Washington State, 1/7/1999 (12 att.)  
 8, Mark Hull, vs. UC-Santa Barbara (NCAA),  
 3/14/2002 (11 att.)

## 3-Point Field Goal Attempts

**Game:** 16, Jason Gardner, vs. Kansas, 12/1/2001 (8 made)  
**Half:** 9, Craig McMillan, at Washington, 1/17/1987  
 (5 made/1st)  
**Season:** 276, Jason Gardner, 2001-02 (106 made)  
**Career:** 677, Damon Stoudamire, 1992-95 (272 made)  
**Opponent, Game:** 15, Bennie Seltzer, at Washington State,  
 2/1/1990 (6 made)

## 3-Point Field Goal Percentage

**Game (Min. 5 Atts.):**  
 1.000, Gilbert Arenas, at Washington State, 1/11/2001  
 (6-of-6)  
 1.000, Gilbert Arenas, at USC, 2/17/2001, (5-of-5)  
 1.000, Matt Muehlebach, vs. UCLA, 1/12/1991 (5-of-5);  
 1.000 Steve Kerr, at Oregon State, 1/14/1988 (5-of-5)  
 .857, Matt Othick vs. Oregon, 3-1-90, (6-of-7)  
**Game (Min. 10 Atts.):**  
 .700, Michael Dickerson, vs. North Carolina,  
 11/22/1996 (7-of-10)  
**Half:** 1.000, Steve Kerr, at Washington State,  
 12/22/1987 (4-of-4)  
**Season:** .573, Steve Kerr, 1987-88 (114-of-199)  
**Career:** .573, Steve Kerr, 1988 (114-of-199)  
**Opponent, Game:** 1.000, Dion Cross, Stanford, 3/7/1996  
 (7-of-7)

## Free Throws

**Game:** 17, Miles Simon, at Washington State (Spokane),  
 1/8/1998 (18 att.)  
**Half:** 14, Miles Simon, at Washington State (Spokane),  
 1/8/1998 (14 att.)  
**Season:** 211, Khalid Reeves, 1993-94 (264 att.)  
**Career:** 623, Sean Elliott, 1986-89 (786 att.)  
**Consecutive:** 39, Salim Stoudamire, 2001-02  
**Opponent, Game:**  
 16, Bob Jarrett, at New Mexico State, 1/11/1957 (16 att.)  
 16, Bob Beckel, at Air Force, 2/28/1959 (18 att.)  
 16, Kent Carso, vs. South Alabama, 12/20/1971 (19 att.)

## Free Throw Attempts

**Game:** 20, Bob Elliott, vs. Arizona State, 2/2/1974 (14 made)  
**Half:** 16, Bill Kemmeries, vs. San Diego Marines,  
 12/5/1952 (8 made/2nd)  
**Season:** 264, Khalid Reeves, 1993-94 (211 made)  
**Career:** 786, Sean Elliott, 1986-89 (623 made)  
**Opponent, Game:** 21, Don Meineke, vs. Dayton (N.I.T.),  
 3/13/1951 (15 made)

## Free Throw Percentage

**Game (Min. 12 attempts):**  
 1.000, Jason Gardner, vs. Arizona State, 3/7/2002  
 (12-of-12)  
 1.000, Jason Terry, vs. Washington, 1/9/1999  
 (12-of-12)  
 1.000, Dylan Rigdon, at USC, 1/22/1994 (12-of-12)  
 1.000, Warren Ridge, at Utah, 2/1/1956 (12-of-12)  
**Season (Min. 2.0 made per game):**  
 .904, Salim Stoudamire, 2001-02 (103-of-114)  
**Career:** .904, Salim Stoudamire, 2001-02 (103-of-114)  
**Opponent, Game:** 1.000, Bob Jarrett, at New Mexico State,  
 1/11/1957 (16-of-16)

## Rebounds

**Game:** 26, Bill Reeves, vs. UC-Santa Barbara, 2/1/1956;  
 26, Joe Skaisgir, vs. Cal St.-Los Angeles, 1/31/1962  
**Half:** 15, Kenny Davis, vs. Texas-El Paso, 2/11/1977 (2nd)  
**Season:** 373, Leo Johnson, 1950-51 (30 games)  
**Season Per Game:** 13.2, Bill Reeves, 1955-56 (343 in 26  
 games)  
**Career:** 1,190, Al Fleming, 1972-76  
**Career Per Game:** 11.2, Joe Skaisgir, 1960-62  
 (582 in 52 games)  
**Opponent, Game:** 26, Tony Cerkvenik, vs. Arizona State,  
 3/4/1963

## Personal Fouls

**Season:** 119, Rick Anderson, 2001-02 (34 games)  
**Season Per Game:** 4.3, Bill Reeves, 1956-57  
 (111 in 26 games)  
**Season Disqualifications:** 13, Bill Reeves, 1957-57  
**Career:** 357, Reggie Geary, 1992-96 (127 games)  
**Career Per Game:** 3.9, Bill Reeves, 1954-57 (298 in 77  
 games)  
**Career Disqualifications:** 34, Junior Crum, 1942-44,  
 1946-47 (101 games)

## Assists

**Game:** 19, Russell Brown, vs. Grand Canyon, 12/8/1979  
**Half:** 11, Russell Brown, vs. New Mexico, 12/22/1978 (2nd);  
 11, Russell Brown, at California, 1/6/1979 (1st)  
**Season:** 247, Russell Brown, 1978-79 (27 games)  
**Season Per Game:** 9.1, Russell Brown, 1978-79 (247 in 27  
 games)  
**Career:** 810, Russell Brown, 1977-81 (107 games)  
**Career Per Game:** 7.6, Russell Brown, 1977-81  
 (810 in 107 games)  
**Opponent, Game:** 20, Danny Tarkanian, at UNLV, 12/6/1982

## Steals

**Game:** 9, Bennett Davison, vs. Stanford, 2/28/1998  
**Season:** 85, Jason Terry, 1996-97  
**Season Per Game:** 2.8, Jason Terry, 1998-99  
**Career:** 245, Jason Terry, 1996-99  
**Career Per Game:** 1.9, Gilbert Arenas, 1999-2001  
 (136 in 70 games)

## Blocked Shots

**Game:** 14, Loren Woods, vs. Oregon, 2/3/2000  
**Season:** 102, Loren Woods, 1999-2000  
**Season Per Game:** 3.9, Loren Woods, 1999-2000  
**Career:** 278, Anthony Cook, 1986-89  
**Career Per Game:** 3.4, Loren Woods, 1999-2001  
 (186 in 55 games)

## Minutes Played

**Game:** 50, Steve Kerr, at California, 1/12/1986 (2 OT)  
**Season:** 1298, Jason Gardner, 2001-02  
**Season Per Game:** 38.1, Jason Gardner, 2001-02  
 (1298 in 34 games)  
**Career:** 4499, Sean Elliott, 1985-89  
**Career Per Game:** 35.6, Jason Gardner, 1999-2002  
 (3704 in 104 games)

## Single-Game Bests (Points/Rebounds/Assists)

### Points Scored (FG/3FG/FT)

46 Ernie McCray, vs. Cal State-LA, 2/6/1960 (16/1/14)  
 45 Damon Stoudamire, at Stanford, 1/14/1995 (14/7/10)  
 44 Joe Skaisgir, vs. Hardin-Simmons, 1/4/1962 (17/1/19)  
 Coniel Norman, at Brigham Young, 1/24/1974 (19/6/6)  
 41 Al Fleming, vs. Detroit, 1/10/1976 (14/1/13)  
 40 Khalid Reeves, vs. Michigan, 12/30/1993 (13/3/11)  
 Damon Stoudamire, at Washington St., 3/2/1995 (15/4/6)  
 39 Al Fleming, at San Diego State, 12/11/1974 (16/7/7)  
 Bob Elliott, vs. Utah, 2/15/1975 (16/7/7)  
 38 Larry Demic, at UCLA, 2/17/1979 (14/1/10)  
 Bob Elliott, vs. California (n), 12/27/1974 (15/8/8)  
 Bob Elliott, vs. Arizona State, 2/2/1974 (12/1/14)  
 Coniel Norman, vs. Brigham Young, 2/24/1973 (16/6/6)  
 Bill Warner, at New Mexico, 1/17/1970 (16/6/6)  
 Warren Rustand, vs. Brigham Young, 1/15/1965 (16/6/6)  
 Eli Lazovich, vs. Arizona State, 3/2/1955 (12/1/14)  
 Ron Davis, at UCLA, 2/12/1981 (14/1/10)  
 37 Jason Terry, at Oregon, 2/20/1999 (11/5/10)  
 Larry Demic, vs. Southwestern Louisiana, 12/23/1978 (17/3/3)  
 Coniel Norman, vs. Wyoming, 2/1/1973 (17/3/3)  
 Eric Money, vs. Cal St.-Bakersfield, 1/12/1972 (14/9/9)  
 Eric Money, vs. Arizona State, 2/17/1973 (13/1/11)  
 36 Sean Elliott, vs. Pittsburgh, 12/30/1988 (14/5/3)  
 Larry Demic, vs. Washington, 3/1/1979 (17/2/2)  
 Phil Taylor, vs. UNLV, 1/24/1978 (16/4/4)  
 35 Sean Elliott, vs. Stanford, 1/29/1989 (9/5/12)  
 Joe Nehls, vs. Stanford, 1/31/1980 (14/7/7)  
 Herman Harris, vs. Brigham Young, 1/22/1977 (16/3/3)  
 Herman Harris, vs. Utah, 1/20/1977 (12/1/11)  
 Ernie McCray, vs. Arizona State, 1/23/1960 (12/1/11)  
 Harold Tovrea, vs. New Mexico Tech, 2/28/1924  
 Sean Elliott, vs. Stanford, 1/9/1987 (11/3/10)

### Rebounds

26 Joe Skaisgir, vs. Cal State-LA, 1/31/1962  
 Bill Reeves, vs. UC-Santa Barbara, 2/1/1956  
 25 Kenney Davis, vs. Arizona State, 2/5/1977  
 Bob Elliott, vs. Arizona State, 2/2/1974  
 23 Al Fleming, vs. Old Dominion, 12/22/1975  
 Al Fleming, vs. San Diego, 12/12/1972  
 Leo Johnson, at San Jose State, 1/27/1951  
 22 Ernie McCray, vs. Cal State-LA, 2/26/19558  
 21 Al Fleming, at Columbia (n), 12/28/1974  
 Albert Johnson, vs. Idaho State, 12/19/1962

### Assists

19 Russell Brown, vs. Grand Canyon, 12/8/1979  
 17 Russell Brown, at California, 2/2/1979  
 15 Russell Brown, vs. Midwestern, 12/4/1979  
 Russell Brown, vs. SW Louisiana, 12/23/1978  
 Russell Brown, at Utah, 1/21/1978  
 14 Matt Othick, vs. Northern Arizona, 12/18/1991  
 Damon Stoudamire, vs. Oregon, 2/25/1995  
 13 Russell Brown, vs. Stanford, 1/4/1979  
 Russell Brown, at Wyoming, 2/24/1978  
 Eric Money, at Brigham Young, 1/24/1974  
 Gilbert Myles, vs. Purdue (n), 3/15/1975  
 Russell Brown, at Oregon State, 2/9/1980  
 Russell Brown, vs. UCLA, 1/17/1981  
 Reggie Geary, vs. Iowa (NCAA), 3/17/1996  
 Mike Bibby, vs. Morgan State, 11/30/1997

# Team Records

## Single Game

### Points Scored

**Ariz.:** 133, vs. Duquesne, 11/27/1987 (133-78)  
**Opp.:** 129, at New Mexico, 2/26/1979 (98-129)  
**Ariz., Half:** 69, vs. Utah, 2/23/1974 (2nd)  
**Opp., Half:** 74, at UCLA, 3/10/1983 (2nd)  
**Both Teams:** 227, at Utah, 1/19/1974 (106-121);  
 227, at New Mexico, 2/26/1979 (98-129)  
**Both Teams, Half:** 134, vs. Arizona State, 1954-55  
 (67-67, 2nd)\* includes overtime  
 130, vs. Utah, 2/23/1974 (69-61, 2nd)

### Victory Margin

**Home:** 64, vs. Robert Morris, 12/28/1996 (118-54)  
**Road:** 64, at New Mexico Tech, 1920-21 (75-11)

### Defeat Margin

**Home:** 41, vs. Santa Clara, 1/3/1959 (38-79)  
**Road:** 74, at Utah, 12/9/1955 (45-119)

### Field Goals

**Ariz.:** 54, vs. Duquesne, 11/27/1987 (86 att.)  
**Opp.:** 50, at Nevada-Las Vegas, 12/19/1978 (112 att.);  
 50, at Utah, 1/19/1974 (84 att.)  
**Ariz., Half:** 30, vs. Adams State, 12/8/1976 (53 att./1st)  
**Opp., Half:** 27, at Nevada-Las Vegas, 12/19/1978  
 (44 att./2nd)  
**Both Teams:** 94, at Utah, 1/19/1974 (Ariz. 44/Utah 50)

### Field Goal Attempts

**Ariz.:** 110, vs. Northern Arizona, 12/14/1963 (43 made)  
**Opp.:** 118, vs. Wichita State, 12/18/1951 (29 made)  
**Ariz., Half:** 57, vs. Northern Arizona, 12/14/1963  
 (24 made/2nd)  
**Opp., Half:** 64, vs. Utah, 2/23/1973 (25 made/2nd)  
**Both Teams:** 202, vs. Utah, 1/14/1967 (Ariz. 92/Utah 110)

### Field Goal Percentage

**Ariz.:** .714, vs. Oregon State, 2/25/1984 (25-of-35)  
**Opp.:** .711, vs. UCLA, 2/16/1980 (32-of-45);  
 .711, vs. Oregon, 1/31/1983 (27-of-38)  
**Ariz., Half:** .821, at Washington, 1/10/1998, (23-of-28/2nd)  
**Opp., Half:** .867, vs. Oregon, 1/31/1983 (13-of-15/2nd)

### 3-Point Field Goals

**Ariz.:** 16, at USC, 2/16/2002 (29 att.)  
**Opp.:** 17, vs. UCLA, 1/19/2002 (33 att.)  
**Ariz., Half:** 10, at Oregon, 1/30/1992 (14 att./1st)  
**Opp., Half:** 11, UCLA, 1/19/2002 (17 att./1st)  
 11, East Tennessee St. (NCAA), 3/20/1992  
 (19 att.)  
**Both Teams:** 31, vs. UCLA, 1/19/2002 (Ariz. 14, UCLA 17)

### 3-Point Field Goal Attempts

**Ariz.:** 38, vs. Kansas, 12/1/2001 (14 made)  
**Opp.:** 39, vs. LaSalle, 12/12/1994 (12 made)  
**Ariz., Half:** 23, vs. Kansas, 12/1/2001 (8 made/2nd)  
**Opp., Half:** 19, 3 times, last, Virginia (NCAA), 3/20/1994  
 (5 made/2nd)  
**Both Teams:** 68, UA (35) vs. UCLA (33) 1/19/2002

### 3-Point Field Goal Percentage

**Ariz.:** .857, vs. Arkansas-Little Rock, 12/16/1987 (6-of-7)  
**Opp.:** .800, at Stanford, 2/4/1988 (4-of-5);  
 .800, vs. Duquesne (n), 11/27/1987 (4-of-5)  
**Ariz., Half:** 1.000, at Washington St., 12/22/1987 (5-of-5/1st)  
**Opp., Half:** 1.000, vs. Iowa, 2/7/1987 (5-of-5/2nd)  
**Both Teams:** .769, at Stanford, 2/23/1990  
 (UA 7-of-9, SU 3-of-4)

### Free Throws

**Ariz.:** 43, vs. Illinois (NCAA), 3/25/2001 (56 att.)  
**Opp.:** 47, at New Mexico, 2/26/1979 (60 att.)  
**Both Teams:** 85, at New Mexico, 2/26/1979  
 (Ariz. 38, NM 47)

### Free Throw Attempts

**Ariz.:** 56, vs. Illinois (NCAA), 3/25/2001 (43 made)  
**\*Opp.:** 79, at Northern Arizona, 1/26/1953 (46 made)  
**\*Both Teams:** 130, at Northern Arizona, 1/26/1953  
 (Ariz. 51, NAU 79)

### Free Throw Percentage

**Ariz.:** 1.000, vs. USC, 12/7/1972 (13-of-13)  
**Min. 20:** .963, vs. San Diego Navy, 12/15/1951 (26-of-27)  
**Min. 30:** .868, vs. BYU, 1/12/1963 (33-of-38)  
**Opp.:** 1.000, at Arizona State, 2/4/1978 (19-of-19)  
**Min. 20:** .960, at Oregon, 3/4/2000 (24-of-25)  
**Min. 30:** .886, at Utah, 1/21/1978 (31-of-35)  
**Both Teams:** .906, vs. Midwestern, 12/1/1975  
 (Ariz. 29-of-32; MW 9-of-11)

### Rebounds

**Ariz.:** 102, at Northern Arizona, 1/20/1951  
**Opp.:** 79, at Nevada-Las Vegas, 12/19/78  
**Both Teams:** 137, at Utah, 3/3/1967 (Ariz. 66, Utah 71)  
**Margin For:** 84, at Northern Arizona, 1/20/1951  
 (Ariz. 102, NAU 18)  
**Margin Against:** 42, at New Mexico, 1/9/1965  
 (Ariz. 24, NM 66)

### Personal Fouls

**\*Ariz.:** 50, at Northern Arizona, 2/26/1953  
**Opp.:** 36 vs. Illinois (NCAA), 3/25/2001  
**Ariz., Fewest:** 6, at Bradley, 12/30/1963  
 6, at Washington State, 2/12/2000  
**\*\*Both Teams:** 84, at Northern Arizona, 2/26/1953  
 (Ariz. 50, NAU 34)  
**\*\*Disqualified:** 7, at West Texas State, 2/14/1952  
**\*Disqualified, Both Teams:**  
 12, at West Texas State, 2/14/1952 (Ariz. 7, WTSU 5)

### Turnovers

**Ariz. (Fewest):** 4, vs. Washington State, 2/13/1992;  
 4, at UCLA, 3/3/1986;  
 4, vs. UCLA 2/10/1990  
**Ariz. (Most):** 37, at New Mexico, 2/26/1979  
**Opp. (Fewest):** 4, vs. Temple (n), 12/3/1988  
**Opp. (Most):** 34, vs. Colorado 12/21/1974

### Steals

**Ariz.:** 19, vs. UCLA, 2/13/1997  
**Opp.:** 20, Louisiana State, 12/8/1990

### Season

#### Points Scored

**Ariz.:** 3234, 1987-88 (38 games)  
**Opp.:** 2642, 2001-02 (34 games)  
**Margin For:** 22.9, 1987-88 (85.1 to 62.2)  
**Margin Against:** 15.7, 1958-59 (63.2 to 78.9)

#### Average Points Per Game

**Ariz.:** 90.8, 1997-98 (3177 in 35 games)  
**Opp.:** 85.2, 1970-71 (2216 in 26 games)

#### Field Goals

**Ariz.:** 1147, 1987-88 (38 games)  
**Ariz. Per Game:** 36.4, 1973-74 (946 in 26 games)  
**Opp.:** 1038, 1975-76 (33 games)  
**Opp. Per Game:** 34.4 1972-73 (895 in 26 games)

#### Field Goal Attempts

**Ariz.:** 2350, 1997-98 (35 games)  
**Ariz. Per Game:** 67.8, 1975-76  
**Opp.:** 2336, 1975-76 (33 games)  
**Opp. Per Game:** 81.0, 1955-56 (2107 in 26 games)

#### Field Goal Percentage

**Ariz., High:** .545, 1987-88 (1147-of-2106)  
**Ariz., Low:** .317, 1954-55 (597-of-1880)  
**Opp., High:** .504, 1979-80 (777-of-1540)  
**Opp., Low:** .301, 1950-51 (586-of-1944)

#### 3-Point Field Goals

**Ariz.:** 279, 1993-94 (35 games)  
**Ariz. Per Game:** 8.0, 1993-94 (279 in 35 games)  
**Opp.:** 248, 2001-02 (34 Games)  
**Opp. Per Game:** 7.6, 1998-99 (223 in 29 games)

#### 3-Point Field Goal Attempts

**Ariz.:** 787, 1993-94 (35 games)  
**Ariz. Per Game:** 22.5 1993-94 (787 in 35 games)  
**Opp.:** 713, 2001-02 (34 games)  
**Opp. Per Game:** 21.4, 1994-95 (666 in 31 games)



Damon Stoudamire

### 3-Point Field Goal Percentage

**Ariz. High:** .483, 1987-88 (254-of-526)  
**Ariz. Low:** .322, 1999-2000 (155-of-482)  
**Opp. High:** .362, 1986-87 (132-of-365)  
**Opp. Low:** .310, 1989-90 (148-of-478)

### Free Throws

**Ariz.:** 703, 2000-01 (940 att.)  
**Ariz. Per Game:** 21.7, 1952-53 (585 made in 27 games)  
**Opp.:** 675, 1955-56 (26 games)  
**Opp. Per Game:** 26.0, 1955-56 (675 made in 26 games)

### Free Throw Attempts

**Ariz.:** 967, 1990-91 (35 games)  
**Ariz. Per Game:** 34.7, 1952-53 (938 in 27 games)  
**Opp.:** 958, 1952-53 (27 games)  
**Opp. Per Game:** 35.5, 1952-53 (958 in 27 games)

### Free Throw Percentage

**Ariz. High:** .748, 2000-01 (703-of-940)  
**Ariz. Low:** .578, 1945-46 (279-of-485)  
**Opp. High:** .734, 1955-56 (675-of-920)  
**Opp. Low:** .532, 1945-46 (322-of-605)

### Rebounds

**Ariz.:** 1786, 1950-51 (30 games)  
**Ariz. Per Game:** 59.5, 1950-51 (1786 in 30 games)  
**Opp.:** 1507, 1960-61 (26 games)  
**Opp. Per Game:** 58.0, 1960-61 (1507 in 26 games)  
**Margin For:** 19.3, 1950-51 (59.5 to 40.2)  
**Margin Against:** 7.2, 1960-61 (50.8 to 58.0)

### Most Personal Fouls

**Ariz.:** 720, 1950-51 (30 games)  
**Ariz. Per Game:** 24.0, 1950-51 (720 in 30 games)  
**Opp.:** 817, 2000-01 (36 games)  
**Opp. Per Game:** 22.8, 2001-02 (774 in 34 games)  
**Ariz. Disqualifications:** 39, 1952-53  
**Opp. Disqualifications:** 38, 1974-75

### Fewest Personal Fouls (Min. 24 games)

**Ariz.:** 461, 1967-68 (24 games)  
**Ariz. Per Game:** 14.5, 1999-2000 (496 in 34 games)  
**Opp.:** 361, 1967-68 (24 games)  
**Opp. Per Game:** 12.8, 1945-46 (385 in 30 games)  
**Ariz. Disqualifications:** 6, 1987-88  
**Opp. Disqualifications:** 9, 1963-64

# Team Records

## Turnovers

**Ariz. High:** 563, 1974-75 (26 games)  
563, 1975-76 (33 games)  
**Ariz. High Per Game:** 21.6, 1974-75 (563 in 26 games)  
**Ariz. Low:** 331, 1979-80 (27 games)  
**Ariz. Low Per Game:** 10.5, 1985-85 (337 in 32 games)  
**Opp. High:** 695, 1997-98 (35 games)  
**Opp. High Per Game:** 19.9, 1996-97 (678 in 34 games)  
**Opp. Low:** 409, 1983-84 (28 games)  
**Opp. Low Per Game:** 13.9, 1989-90 (444 in 32 games)

## Assists

**Ariz. High:** 677, 1997-98 (35 games)  
**Ariz. High Per Game:** 20.4, 1950-51 (613 in 30 games)  
**Ariz. Low:** 273 in 1951-52  
**Ariz. Low Per Game:** 10.1, 1950-51 (273 in 27 games)  
**Opp. High:** 537, 1996-97  
**Opp. High Per Game:** 16.4, 1978-79 (443 in 27 games)  
**Opp. Low:** 300, 1983-84  
**Opp. Low Per Game:** 10.7, 1983-84 (300 in 28 games)

## Steals

**Ariz. High:** 358, 1996-97  
**Ariz. High Per Game:** 10.5, 1996-97 (358 in 34 games)  
**Ariz. Low:** 170, 1981-82  
**Ariz. Low Per Game:** 5.6, 1984-85 (173 in 31 games)  
**Opp. High:** 257, 1995-96  
**Opp. High Per Game:** 8.7, 1998-99 (251 in 29 games)  
**Opp. Low:** 127, 1979-80  
**Opp. Low Per Game:** 4.7, 1979-80 (127 in 27 games)

## Blocked Shots

**Ariz. High:** 192, 1999-2000  
**Ariz. High Per Game:** 5.8, 1989-90 (185 in 32 games)  
**Ariz. Low:** 38, 1983-84  
**Ariz. Low Per Game:** 1.4, 1983-84 (38 in 28 games)  
**Opp. High:** 141, 1996-97  
**Opp. High Per Game:** 4.2, 1994-95 (130 in 31 games)  
**Opp. Low:** 49, 1981-82  
**Opp. Low Per Game:** 1.4, 1987-88 (52 in 38 games)

## General

**Most Victories:** 35, 1987-88  
**Best Record:** 35-3 (.921), 1987-88  
**Consecutive Victories:** 19, 1992-93 (Dec. 28-Feb. 27)  
19, 1997-98 (Dec. 28-Feb. 28)  
**Consecutive Home Court Victories (all games):**  
81, Began Dec. 14, 1945 (50-47 vs. Williams AFB),  
Ended Dec. 8, 1951 (57-76 vs. Kansas State)  
**Consecutive Home Court Victories (collegiate):**  
71, Began Dec. 4, 1987 (94-62 vs. Long Beach State),  
Ended Jan. 11, 1992 (87-89 vs. UCLA)  
**Consecutive Losses:** 16, 1958-59 (Dec. 19-Feb. 9)  
**Consecutive Home Court Losses:** 8, 1982-83 (Dec. 27-Feb. 19)  
**Consecutive Road Losses:**  
17, 1982-84 (Nov. 26, 1982-Feb. 13, 1984)

## Overtime Periods

**Most:** 3, vs. Utah, 2/23/1973 (W, 101-95)  
3, vs. Colorado, 12/20/1965 (L, 73-79)  
3, vs. Bradley, 2/3/1965 (W, 85-83)  
**Points:** 20, vs. Stanford, 1/31/1980 (W, 95-88)  
**Points, Opp.:** 14, vs. Utah, 2/23/1973 (W, 101-95)  
14 vs. UTEP, 2/10/1966 (L, 72-81)

## 100-Point Games

**Most, Season:** 8, 1990-91 (won 8, lost 0)  
**Consecutive, Season:** 3, 1972-73  
**Most, Season, Opps.:** 4, 1978-79 (won 0, lost 4)  
**Most, Season, Combined:** 9, 1973-74 (UA 6, Opps. 3)

# Pac-10 Records

## Points Scored

**Game:** 45, Damon Stoudamire, at Stanford, 1/14/1995  
**Half:** 33, Damon Stoudamire, at Washington State,  
3/2/1995 (2nd+2ot)  
27, Damon Stoudamire, at Arizona St., 3/12/1994 (2nd)  
**Season:** 417, Khalid Reeves, 1993-94  
**Career:** 1,331, Sean Elliott, 1986-89

## Points Per Game

**Season:** 23.2, Khalid Reeves, 1993-94  
**Career (Min. 2 years):** 20.2, Joe Nehls, 1978-80

## Field Goals

**Game:** 17, Larry Demic, vs. Washington, 3/1/1979 (27 att.)  
**Season:** 160, Ron Davis, 1980-81 (315 att.)  
**Career:** 463, Sean Elliott, 1986-89 (932 att.)

## Field Goal Attempts

**Game:** 31, Jason Terry at Washington, 2/4/1999 (12 made)  
**Season:** 315, Ron Davis, 1980-81 (160 made)  
**Career:** 932, Sean Elliott, 1986-89 (463 made)

## Field Goal Percentage

**Game (Min. 10 att.):** .933, Brian Williams at UCLA,  
2/10/1991 (14-of-15)  
**Half (Min. 5 att.):** 1.000, Larry Demic vs. Oregon State,  
2/8/1979 (10-of-10)  
**Season:** .694, Brian Williams, 1990-91 (102-of-147)  
**Career:** .622, Pete Williams, 1983-85 (179-of-288)

## 3-Point Field Goals

**Game:** 7, Damon Stoudamire, at Stanford, 1/14/1995 (12 att.)  
7, Craig McMillan, at Washington, 1/17/1987 (12 att.)  
**Season:** 66, Damon Stoudamire, 1994-95 (148 att.)  
**Career:** 164, Damon Stoudamire, 1992-95 (395 att.)

## 3-Point Field Goal Attempts

**Game:** 15, Damon Stoudamire, vs. California,  
2/12/1995 (4 made)  
**Season:** 148, Damon Stoudamire, 1994-95 (66 made)  
**Career:** 395, Damon Stoudamire, 1992-95 (164 made)

## 3-Point Field Goal Percentage

**Game (Min. 5 att.):**  
1.000, Gilbert Arenas, at Washington State,  
1/11/2001 (6-of-6);  
1.000, Gilbert Arenas, at USC, 2/17/2001 (5-of-5);  
1.000, Matt Muehlebach, vs. UCLA, 1/12/1991 (5-of-5);  
1.000 Steve Kerr, at Oregon State 1/14/1988 (5-of-5)  
**Half (Min. 3 Atts.):**  
1.000, Steve Kerr, at Washington State,  
12/22/1987 (4-of-4/1st)  
1.000, Gilbert Arenas, at Washington State,  
1/11/2001 (3-of-3/1stand 2nd)  
**Season:** .652, Steve Kerr, 1987-88 (60-of-92)  
**Career:** .652, Steve Kerr, 1988 (60-of-92)

## Free Throws

**Game:** 17, Miles Simon, at Washington State (Spokane),  
1/8/1998 (18 att.)  
**Half:** 14, Miles Simon at Washington State (Spokane),  
1/8/1998 (14 att.)  
**Season:** 112, Khalid Reeves, 1993-94 (143 att.)  
**Career:** 333, Sean Elliott, 1986-89 (421 att.)

## Free Throw Attempts

**Game:** 18, Ed Stokes, vs. Stanford, 3/7/1993 (14 made)  
18, Miles Simon, at Washington State (Spokane),  
1/8/1998 (17 made)  
**Season:** 143, Khalid Reeves, 1993-94 (112 made)  
**Career:** 421, Sean Elliott, 1986-89 (333 made)

## Free Throw Percentage

**Game (min. 10 att):**  
1.000, Jason Terry, vs. Washington, 1/9/1999  
(12-of-12)  
1.000, Damon Stoudamire, vs. Oregon, 2/25/1995  
(11-of-11);  
1.000, Dylan Rigdon, at USC, 1/22/1994 (12-of-12);  
1.000, Justin Wessel, vs. UCLA, 2/19/2000 (10-of-10);  
1.000, Michael Wright, at Oregon, 3/4/2000 (10-of-10)  
**Season:** .964, Dylan Rigdon, 1993-94 (53-of-55)  
**Career:** .967, Dylan Rigdon, 1992-94 (58-of-60)



A.J. Bramlett

## Rebounds

**Game:** 19, A.J. Bramlett, vs. Stanford, 2/28/1998  
**Season:** 200, Ben Davis, 1995-96  
**Season Per Game:** 11.1, Ben Davis, 1995-96  
(200 in 18 games)  
**Career:** 471, Anthony Cook, 1986-89

## Personal Fouls

**Season:** 71, Greg Cook, 1981-82 (18 games)  
**Season Per Game:** 3.9, Greg Cook, 1981-82  
(71 in 18 games)  
**Season Disqualifications:** 7, Greg Cook, 1981-82  
(18 games)  
**Career:** 185, Frank Smith, 1979-83 (72 games)

## Assists

**Game:** 17, Russell Brown, at California, 1/6/1979  
**Half:** 11, Russell Brown, at California, 1/6/1979 (1st)  
**Season:** 164, Russell Brown, 1978-79 (18 games)  
**Season Per Game:** 9.1, Russell Brown, 1978-79  
(164 in 18 games)  
**Career:** 410, Russell Brown, 1978-81 (63 games)

## Steals

**Game:** 8, Bennett Davison, vs. Stanford, 2/28/1998  
**Season:** 46, Mike Bibby, 1997-98 (18 games)  
**Season Per Game:** 2.5, Mike Bibby, 1997-98  
(46 in 18 games)  
**Career:** 116, Ken Lofton, 1986-89 (69 games)

## Blocked Shots

**Game:** 14, Loren Woods, vs. Oregon, 2/3/2000  
**Season:** 56, Loren Woods, 1999-2000  
**Career:** 161, Anthony Cook, 1986-89

# Career Top 10

## Points Scored

Rnk	Pts.	Player	Years
1.	2,555	Sean Elliott	1985-89
2.	2,125	Bob Elliott	1973-77
3.	1,925	Khalid Reeves	1990-94
4.	1,849	Damon Stoudamire	1991-95
5.	1,791	Michael Dickerson	1994-98
6.	1,765	Al Fleming	1972-76
7.	1,664	Miles Simon	1994-98
8.	1,619	Chris Mills	1990-93
9.	1,590	Anthony Cook	1985-89
10.	1,512	Jason Gardner	1999-pres.

## Scoring Average

Rnk	Avg.	Player	Years
1.	23.9	Coniel Norman	1973-74
2.	19.9	Joe Skaisgir	1960-62
3.	19.2	Sean Elliott	1986-89
4.	18.7	Bob Elliott	1974-77
	18.7	Bill Warner	1969-71
6.	18.6	Eric Money	1972-74
7.	17.8	Ernie McCray	1957-60
8.	17.2	Chris Mills	1991-93
9.	16.8	Joe Nehls	1977-80
10.	16.4	Bill Davis	1966-68

## Field Goals

Rnk	FG	Player	Years
1.	892	Sean Elliott	1986-89
2.	808	Bob Elliott	1974-77
3.	688	Al Fleming	1973-76
4.	668	Michael Dickerson	1994-98
5.	646	Khalid Reeves	1991-94
6.	629	Anthony Cook	1986-89
7.	615	Chris Mills	1991-93
8.	614	Damon Stoudamire	1992-95
9.	582	Bill Warner	1968-71
10.	569	Joe Nehls	1977-80

## Field Goal Attempts

Rnk	FGA	Player	Years
1.	1750	Sean Elliott	1986-89
2.	1512	Bob Elliott	1974-77
3.	1460	Michael Dickerson	1994-98
4.	1349	Khalid Reeves	1991-94
5.	1343	Damon Stoudamire	1992-95
6.	1263	Bill Warner	1968-71
7.	1250	Linc Richmond	1943-49
8.	1200	Joe Nehls	1977-80
9.	1194	Chris Mills	1991-93
10.	1181	Al Fleming	1973-76

## Field Goal Percentage

(Min. 4 made per game)

Rnk	Pct.	Player	Years
1.	.613	Joseph Blair (470-767)	1992-96
2.	.605	Pete Williams (296-489)	1984-85
3.	.591	Brian Williams (325-550)	1990-91
4.	.583	Al Fleming (688-1181)	1973-76
5.	.575	Anthony Cook (629-1094)	1986-89
	.575	Michael Wright (527-917)	1998-2001
7.	.558	Sean Rooks (550-986)	1988-92
8.	.553	Larry Demic (322-582)	1975-79
9.	.551	Steve Kerr (553-1004)	1984-88
10.	.547	Jud Buechler (439-802)	1987-90

## 3-Point Field Goals

Rnk	FG	Player	Years
1.	272	Damon Stoudamire	1992-95
2.	252	Jason Gardner	1999-pres.
3.	193	Jason Terry	1996-99
4.	191	Matt Othick	1989-92
5.	186	Khalid Reeves	1991-94
6.	176	Miles Simon	1994-98
7.	163	Matt Muehlebach	1988-91
8.	153	Michael Dickerson	1994-98
9.	144	Mike Bibby	1996-98
10.	140	Sean Elliott	1986-89

## 3-Point Field Goal Attempts

Rnk	FGA	Player	Years
1.	677	Damon Stoudamire	1992-95
2.	676	Jason Gardner	1999-pres.
3.	514	Jason Terry	1996-99
4.	489	Khalid Reeves	1991-94
5.	485	Matt Othick	1989-92
6.	470	Miles Simon	1994-98
7.	417	Michael Dickerson	1994-98
8.	389	Matt Muehlebach	1988-91
9.	369	Mike Bibby	1996-98
10.	331	Reggie Geary	1992-96

## 3-Point Field Goal Percentage

(Min.100 att.)

Rnk	Pct.	Player	Years
1.	.573	Steve Kerr (114-199)	1984-88
2.	.453	Salim Stoudamire (73-161)	2001-pres.
3.	.428	Sean Elliott (140-327)	1986-89
4.	.424	Harvey Mason (50-118)	1987-90
5.	.419	Matt Muehlebach (199-251)	1988-91
6.	.411	Craig McMillan (109-265)	1985-88
7.	.402	Damon Stoudamire (272-677)	1992-95
8.	.394	Matt Othick (191-485)	1989-92
9.	.390	Mike Bibby (144-369)	1996-98
10.	.385	Chris Mills (126-327)	1991-93

## Free Throws

Rnk	FT	Player	Years
1.	623	Sean Elliott	1986-89
2.	515	Bob Elliott	1974-77
3.	447	Khalid Reeves	1991-94
4.	436	Michael Wright	1998-2001
5.	402	Miles Simon	1994-98
	402	Jason Gardner	1999-pres.
7.	392	Sean Rooks	1988-92
8.	389	Al Fleming	1973-76
9.	351	Ed Nymeyer	1956-58
10.	349	Damon Stoudamire	1992-95

## Free Throw Attempts

Rnk	FTA	Player	Years
1.	786	Sean Elliott	1986-89
2.	767	Bob Elliott	1974-77
3.	590	Sean Rooks	1988-92
4.	586	Khalid Reeves	1991-94
5.	582	Michael Wright	1998-2001
6.	537	Ernie McCray	1957-60
7.	524	Miles Simon	1994-98
8.	522	Al Fleming	1973-76
9.	516	Jason Gardner	1999-pres.
10.	515	Anthony Cook	1986-89

## Free Throw Percentage

Rnk	Pct.	Player	Years
1.	.904	Salim Stoudamire (103-114)	2001-pres.
2.	.872	Dylan Rigdon (95-109)	1993-94
3.	.855	Joe Nehls (271-317)	1976-80
4.	.837	Bob Spahn (123-147)	1963-66
5.	.824	Mickey Foster (244-296)	1967-70
6.	.815	Steve Kerr (225-276)	1984-88
7.	.814	Warren Rustand (240-295)	1962-65
8.	.804	Damon Stoudamire (349-434)	1992-95
9.	.796	Loren Woods (214-269)	1999-2001
10.	.793	Sean Elliott (623-786)	1986-89
	.793	Matt Muehlebach (199-251)	1988-91

## Rebounds

Rnk	Reb.	Player	Years
1.	1190	Al Fleming	1973-76
2.	1083	Bob Elliott	1974-77
3.	861	Anthony Cook	1986-89
4.	837	Bill Reeves	1954-57
5.	832	Michael Wright	1998-2001
6.	824	Ernie McCray	1957-60
7.	817	A.J. Bramlett	1996-99
8.	808	Sean Elliott	1986-89
9.	755	Albert Johnson	1962-65
10.	737	Tom Lee	1969-71



Ernie McCray

## Rebound Average (Min. 250 rebounds)

Rnk	Avg.	Player	Years
1.	11.2	Joe Skaisgir	1960-62
2.	10.8	Ernie McCray	1962-65
3.	10.7	Bill Reeves	1954-57
4.	10.4	Al Fleming	1973-76
5.	9.9	Albert Johnson	1962-65
6.	9.5	Eddie Myers	1968-71
	9.5	Bob Elliott	1973-77
8.	9.2	Pete Williams	1983-85
9.	9.1	Bill Davis	1966-68
10.	8.4	Michael Wright	1998-2001

## Assists

Rnk	No.	Player	Years
1.	810	Russell Brown	1978-81
2.	663	Damon Stoudamire	1992-95
3.	560	Reggie Geary	1992-96
4.	552	Matt Othick	1989-92
5.	493	Jason Terry	1996-99
6.	464	Jason Gardner	1999-pres.
7.	458	Matt Muehlebach	1988-91
8.	455	Miles Simon	1994-98
9.	451	Sean Elliott	1986-89
10.	443	Steve Kerr	1984-88

## Steals

Rnk	No.	Player	Years
1.	245	Jason Terry	1995-99
2.	208	Reggie Geary	1992-96
3.	200	Ken Lofton	1985-89
4.	187	Khalid Reeves	1990-94
5.	177	Russell Brown	1977-81
6.	174	Damon Stoudamire	1991-95
7.	164	Mike Bibby	1996-98
	164	Jason Gardner	1999-pres.
9.	142	Matt Othick	1988-92
10.	138	Matt Muehlebach	1987-91

# Career Top 10

## Blocked Shots

Rnk	No.	Player	Years
1.	278	Anthony Cook	1985-89
2.	186	Loren Woods	1999-2001
3.	167	Ed Stokes	1989-93
4.	142	Sean Rooks	1988-92
5.	104	A.J. Bramlett	1995-99
6.	101	Joseph Blair	1992-96
7.	84	Frank Smith	1979-83
8.	80	Joe Turner	1984-88
	80	Brian Williams	1989-91
10.	72	Wayne Womack	1988-92

## Games Played

Rnk	GP	Player	Years
1.	133	Sean Elliott	1985-89
	133	Anthony Cook	1985-89
3.	131	Jud Buechler	1986-90
4.	130	Michael Dickerson	1994-98
	130	Eugene Edgerson	1996-2001
	130	Craig McMillan	1984-88
7.	129	Jason Terry	1995-99
	129	Sean Rooks	1988-92
	129	Matt Othick	1988-92
	129	Ken Lofton	1985-89
	129	Steve Kerr	1983-88

## Games Started

Rnk	GS	Player	Years
1.	133	Sean Elliott	1985-89
2.	123	Anthony Cook	1985-89
3.	109	Craig McMillan	1984-88
4.	103	Frank Smith	1979-83
	<b>103</b>	<b>Jason Gardner</b>	<b>1999-pres.</b>
6.	101	Reggie Geary	1992-96
	101	Steve Kerr	1983-88
8.	96	Russell Brown	1977-81
9.	95	Michael Wright	1998-2001
10.	94	Chris Mills	1990-93

## Minutes Played

Rnk	Min.	Player	Years
1.	4499	Sean Elliott	1985-89
2.	4136	Steve Kerr	1983-88
3.	4037	Anthony Cook	1985-89
4.	<b>3707</b>	<b>Jason Gardner</b>	<b>1999-pres.</b>
5.	3666	Damon Stoudamire	1991-95
6.	3552	Russell Brown	1977-81
7.	3551	Reggie Geary	1992-96
8.	3537	Frank Smith	1979-83
9.	3490	Miles Simon	1994-98
10.	3487	Craig McMillan	1984-88

## Average Minutes Per Game (Min. 50 games played)

Rnk	Avg.	Player	Min.	GP	Years
1.	<b>35.6</b>	<b>Jason Gardner</b>	<b>3707</b>	<b>104</b>	<b>1999-pres.</b>
2.	33.8	Sean Elliott	4499	133	1985-89
3.	33.2	Russell Brown	3552	107	1977-81
4.	32.4	Mike Bibby	2234	69	1996-98
	32.4	Frank Smith	3537	109	1979-83
6.	32.1	Steve Kerr	4136	129	1983-88
7.	30.9	Loren Woods	1699	55	1999-2001
8.	30.6	Miles Simon	3490	114	1994-98
	30.6	Chris Mills	2879	94	1990-93
10.	30.5	Gilbert Arenas	2137	70	1999-2001



Sean Elliott

# Single-Season Top 10

## Points Scored

Rnk	Pts.	Player	Year
1.	848	Khalid Reeves	1993-94
2.	743	Sean Elliott	1987-88
3.	735	Sean Elliott	1988-89
4.	<b>692</b>	<b>Jason Gardner</b>	<b>2001-02</b>
5.	684	Damon Stoudamire	1994-95
6.	677	Bob Elliott	1974-75
7.	642	Michael Dickerson	1996-97
8.	639	Damon Stoudamire	1993-94
9.	635	Jason Terry	1998-99
10.	630	Michael Dickerson	1997-98

## Scoring Average (20.0 ppg or better)

Rnk	Avg.	Player	Year
1.	24.2	Khalid Reeves	1993-94
2.	24.0	Coniel Norman	1972-73
3.	23.9	Ernie McCray	1959-60
4.	23.8	Coniel Norman	1973-74
5.	23.3	Bob Elliott	1974-75
6.	22.8	Damon Stoudamire	1994-95
7.	22.2	Sean Elliott	1988-89
8.	21.9	Jason Terry	1998-99
9.	20.9	Bob Warner	1970-71
10.	20.4	Chris Mills	1991-93
	<b>20.4</b>	<b>Jason Gardner</b>	<b>2001-02</b>

## Field Goals

Rnk	FG	Player	Year
1.	276	Khalid Reeves	1993-94
2.	273	Bob Elliott	1974-75
3.	264	Coniel Norman	1973-74
4.	263	Sean Elliott	1987-88
5.	242	Coniel Norman	1972-73
6.	241	Michael Dickerson	1997-98
7.	237	Sean Elliott	1988-89
	237	Anthony Cook	1988-89
9.	235	Herman Harris	1976-77
10.	233	Michael Dickerson	1996-97

## Field Goal Attempts

Rnk	FGA	Player	Year
1.	572	Khalid Reeves	1993-94
2.	565	Michael Dickerson	1996-97
3.	528	Leon Blevins	1949-50
4.	525	Coniel Norman	1973-74
5.	520	Joe Skaigir	1961-62
6.	510	Herman Harris	1976-77
7.	507	Bob Elliott	1974-75
8.	494	Sean Elliott	1988-89
9.	484	Damon Stoudamire	1993-94
10.	476	Coniel Norman	1972-73

## Field Goal Percentage

Rnk	Pct.	Player	Year
1.	.667	Al Fleming (136-204)	1973-74
2.	.629	Anthony Cook (237-377)	1988-89
3.	.619	Brian Williams (195-315)	1990-91
4.	.618	Anthony Cook (201-325)	1987-88
5.	.607	Joseph Blair (153-252)	1993-94
	.607	Pete Williams (145-239)	1984-85
	.607	Jud Buechler (139-229)	1988-89
8.	.604	Pete Williams (151-250)	1983-84
9.	.599	Ed Stokes (94-157)	1989-90
10.	.598	Sean Rooks (70-117)	1988-89

## 3-Point Field Goals

Rnk	FG	Player	Year
1.	114	Steve Kerr	1987-88
2.	112	Damon Stoudamire	1994-95
3.	<b>106</b>	<b>Jason Gardner</b>	<b>2001-02</b>
4.	93	Damon Stoudamire	1993-94
5.	85	Khalid Reeves	1993-94
6.	77	Mike Bibby	1997-98
7.	76	Jason Terry	1998-99
	<b>76</b>	<b>Jason Gardner</b>	<b>2000-01</b>
9.	<b>73</b>	<b>Salim Stoudamire</b>	<b>2001-02</b>
10.	71	Matt Othick	1991-92

## 3-Point Field Goal Attempts

Rnk	FGA	Player	Year
1.	<b>276</b>	<b>Jason Gardner</b>	<b>2001-02</b>
2.	265	Damon Stoudamire	1993-94
3.	241	Damon Stoudamire	1994-95
4.	224	Khalid Reeves	1993-94
5.	<b>207</b>	<b>Jason Gardner</b>	<b>2000-01</b>
6.	199	Mike Bibby	1997-98
7.	199	Steve Kerr	1987-88
8.	<b>193</b>	<b>Jason Gardner</b>	<b>1999-00</b>
9.	191	Jason Terry	1998-99
10.	176	Jason Terry	1997-98

## 3-Point Field Goal Percentage (Min. 40 att.)

Rnk	Pct.	Player	Year
1.	.573	Steve Kerr (114-199)	1987-88
2.	.483	Chris Mills (56-116)	1992-93
3.	.475	Harvey Mason (19-40)	1987-88
4.	.471	Sean Elliott (41-87)	1987-88
5.	.465	Damon Stoudamire (112-241)	1994-95
6.	.463	Khalid Reeves (31-67)	1990-91
7.	<b>.453</b>	<b>Salim Stoudamire (73-161)</b>	<b>2001-02</b>
8.	.449	Matt Othick (71-158)	1991-92
9.	.446	Miles Simon (29-65)	1994-95
10.	.437	Sean Elliott (66-151)	1988-89

## Free Throws

Rnk	FT	Player	Year
1.	211	Khalid Reeves	1993-94
2.	195	Sean Elliott	1988-89
3.	<b>192</b>	<b>Jason Gardner</b>	<b>2001-02</b>
4.	177	Ernie McCray	1959-60
5.	176	Sean Elliott	1987-88
6.	157	Michael Wright	2000-01
7.	152	Eddie Smith	1984-85
8.	151	Tom Tolbert	1987-88
9.	145	Michael Wright	1999-2000
	145	Bob Elliott	1975-76



Mike Bibby

**Free Throw Attempts**

Rnk	FTA	Player	Year
1.	264	Khalid Reeves	1993-94
2.	257	Ernie McCray	1959-60
3.	<b>240</b>	<b>Jason Gardner</b>	<b>2001-02</b>
4.	232	Sean Elliott	1988-89
5.	225	Bob Elliott	1975-76
6.	222	Sean Elliott	1987-88
7.	215	Sean Rooks	1991-92
8.	208	Bob Elliott	1974-75
9.	207	Eddie Smith	1984-85
10.	203	Michael Wright	1999-2000

**Free Throw Percentage**

(Min. 2.0 made per game)

Rnk	Pct.	Player	Year
1.	<b>.904</b>	<b>Salim Stoudamire (103-114)</b>	<b>2001-02</b>
2.	.899	Steve Kerr (71-79)	1985-86
3.	.891	Dylan Rigdon (82-92)	1993-94
4.	.885	Joe Nehls (108-122)	1979-80
5.	.859	Bob Spanh (73-85)	1965-66
6.	.855	Mickey Foster (100-117)	1969-70
7.	.841	Sean Elliott (195-232)	1988-89
8.	.839	Jason Terry (141-168)	1998-99
9.	.836	Chris Mills (92-110)	1992-93
10.	.833	Mickey Foster (85-102)	1968-69

**Rebounds**

Rnk	Reb.	Player	Year
1.	373	Leo Johnson	1950-51
2.	343	Al Fleming	1974-75
	343	Bill Reeves	1955-56
4.	341	Bob Elliott	1975-76
5.	329	Al Fleming	1975-76
6.	314	Joe Skaisgir	1961-62
7.	313	Ben Davis	1995-96
8.	297	Michael Wright	1999-2000
9.	292	Phil Taylor	1976-77
10.	290	Ernie McCray	1959-60

**Rebound Average**

Rnk	Avg.	Player	Year
1.	13.2	Bill Reeves	1955-56
2.	12.5	Leo Johnson	1950-51
3.	12.2	Ernie McCray	1959-60
4.	12.1	Joe Skaisgir	1961-62
5.	11.8	Al Fleming	1974-75
6.	11.0	Albert Johnson	1963-64
7.	10.8	Phil Taylor	1976-77
8.	10.7	Bill Reeves	1956-57
	10.7	Ernie McCray	1957-58
	10.7	Bob Elliott	1973-74

**Assists**

Rnk	No.	Player	Year
1.	247	Russell Brown	1978-79
2.	231	Reggie Geary	1995-96
3.	220	Damon Stoudamire	1994-95
4.	208	Damon Stoudamire	1993-94
5.	200	Russell Brown	1979-80
6.	199	Mike Bibby	1997-98
7.	197	Russell Brown	1977-78
8.	<b>194</b>	<b>Luke Walton</b>	<b>2001-02</b>
9.	182	Matt Othick	1990-91
10.	181	Matt Muehlebach	1989-90

**Steals**

Rnk	No.	Player	Year
1.	87	Mike Bibby	1997-98
2.	85	Jason Terry	1996-97
3.	80	Jason Terry	1998-99
4.	76	Mike Bibby	1996-97
5.	71	Gilbert Arenas	1999-2000
6.	67	Ken Lofton	1988-89
	67	Reggie Geary	1995-96
8.	65	Gilbert Arenas	2000-01
9.	64	Khalid Reeves	1993-94
10.	61	Jason Terry	1997-98

**Blocked Shots**

Rnk	No.	Player	Year
1.	102	Loren Woods	1999-2000
2.	84	Loren Woods	2000-01
3.	84	Anthony Cook	1988-89
4.	75	Anthony Cook	1987-88
5.	69	Anthony Cook	1986-87
6.	50	Anthony Cook	1985-86
	<b>50</b>	<b>Channing Frye</b>	<b>2001-02</b>
8.	49	Ed Stokes	1989-90
	49	Sean Rooks	1989-90
10.	43	Sean Rooks	1990-91

**Games Played**

Rnk	GP	Player	Year
1.	38	Sean Elliott	1987-88
	38	Tom Tolbert	1987-88
	38	Anthony Cook	1987-88
	38	Steve Kerr	1987-88
	38	Craig McMillan	1987-88
	38	Ken Lofton	1987-88
	38	Joe Turner	1987-88
8.	36	Gilbert Arenas	2000-01
	36	Michael Wright	2000-01
	36	Jason Gardner	2000-01
	36	Luke Walton	2000-01



Brian Williams

**Games Started**

Rnk	GS	Player	Year
1.	38	Sean Elliott	1987-88
	38	Tom Tolbert	1987-88
	38	Steve Kerr	1987-88
	38	Craig McMillan	1987-88
5.	37	Anthony Cook	1987-88
6.	36	Michael Wright	2000-01
	36	Jason Gardner	2000-01
8.	35	Michael Dickerson	1997-98
	35	Mike Bibby	1997-98
	35	Miles Simon	1997-98
	35	A.J. Bramlett	1997-98
	35	Khalid Reeves	1993-94
	35	Damon Stoudamire	1993-94
	35	Ray Owes	1993-94
	35	Chris Mills	1990-91
	35	Matt Muehlebach	1990-91
	35	Matt Othick	1990-91

**Minutes Played**

Rnk	Min.	Player	Year
1.	<b>1298</b>	<b>Jason Gardner</b>	<b>2001-02</b>
2.	1249	Sean Elliott	1987-88
3.	<b>1244</b>	<b>Jason Gardner</b>	<b>1999-2000</b>
4.	1239	Steve Kerr	1987-88
5.	1228	Steve Kerr	1985-86
6.	1169	Anthony Cook	1987-88
7.	<b>1165</b>	<b>Jason Gardner</b>	<b>2000-01</b>
8.	1164	Damon Stoudamire	1993-94
9.	<b>1138</b>	<b>Luke Walton</b>	<b>2001-02</b>
10.	1125	Sean Elliott	1988-89

**Average Minutes Per Game**

Rnk	Avg.	Player	Min.	GP	Years
1.	38.4	Steve Kerr	1228	32	1985-86
2.	<b>38.2</b>	<b>Jason Gardner</b>	<b>1298</b>	<b>34</b>	<b>2001-02</b>
	38.2	Jason Terry	1107	29	1998-99
4.	37.4	Russell Brown	1011	27	1978-79
5.	37.3	Joe Nehls	1007	27	1978-79
6.	37.0	Frank Smith	1000	27	1981-82
7.	<b>36.7</b>	<b>Luke Walton</b>	<b>1138</b>	<b>31</b>	<b>2001-02</b>
8.	<b>36.6</b>	<b>Jason Gardner</b>	<b>1244</b>	<b>34</b>	<b>1999-2000</b>
9.	36.4	Damon Stoudamire	1092	30	1994-95
10.	36.4	Eddie Smith	1018	28	1983-84

# Arizona's Career Top-10 Scorers



## 1. Sean Elliott

Year	G	FG-FGA	Pct.	3FG-FGA	Pct.	FT-FTA	Pct.	Pts.	Avg.
1985-86	32	187-385	.486	--	--	127-167	.760	499	15.6
1986-87	30	209-410	.510	33-89	.371	127-165	.770	578	19.3
1987-88	38	263-461	.570	41-87	.471	176-222	.793	743	19.6
1988-89	33	237-494	.480	66-151	.437	195-232	.841	735	22.3
<b>Career Totals</b>	<b>133</b>	<b>896-1750</b>	<b>.512</b>	<b>140-327</b>	<b>.428</b>	<b>625-786</b>	<b>.795</b>	<b>2555</b>	<b>19.2</b>



## 2. Bob Elliott

Year	G	FG-FGA	Pct.	3FG-FGA	Pct.	FT-FTA	Pct.	Pts.	Avg.
1973-74	26	158-323	.489	--	--	113-157	.720	429	16.5
1974-75	29	273-507	.538	--	--	131-208	.630	677	23.3
1975-76	33	225-406	.554	--	--	145-225	.644	595	18.0
1976-77	26	152-276	.551	--	--	126-177	.712	430	16.5
<b>Career Totals</b>	<b>114</b>	<b>808-1512</b>	<b>.534</b>	<b>--</b>	<b>--</b>	<b>515-767</b>	<b>.671</b>	<b>2125</b>	<b>18.6</b>




## 3. Khalid Reeves

Year	G	FG-FGA	Pct.	3FG-FGA	Pct.	FT-FTA	Pct.	Pts.	Avg.
1990-91	35	104-229	.454	31-67	.463	78-113	.690	317	9.1
1991-92	30	148-311	.476	44-119	.370	78-99	.788	418	13.9
1992-93	28	118-237	.498	26-79	.329	80-110	.727	342	12.2
1993-94	35	276-572	.483	85-224	.379	211-264	.799	848	24.2
<b>Career Totals</b>	<b>128</b>	<b>646-1349</b>	<b>.479</b>	<b>186-489</b>	<b>.380</b>	<b>447-586</b>	<b>.763</b>	<b>1925</b>	<b>15.0</b>



## 4. Damon Stoudamire

Year	G	FG-FGA	Pct.	3FG-FGA	Pct.	FT-FTA	Pct.	Pts.	Avg.
1991-92	30	76-167	.455	28-69	.406	37-48	.771	217	7.2
1992-93	28	99-226	.438	39-102	.382	72-91	.791	309	11.0
1993-94	35	217-484	.448	93-265	.351	112-140	.800	639	18.3
1994-95	30	222-466	.476	112-241	.465	128-155	.826	684	22.8
<b>Career Totals</b>	<b>123</b>	<b>614-1343</b>	<b>.457</b>	<b>272-677</b>	<b>.402</b>	<b>349-434</b>	<b>.804</b>	<b>1849</b>	<b>15.0</b>




## 5. Michael Dickerson

Year	G	FG-FGA	Pct.	3FG-FGA	Pct.	FT-FTA	Pct.	Pts.	Avg.
1994-95	29	50-93	.538	10-19	.526	28-41	.683	138	4.8
1995-96	32	144-329	.438	31-91	.341	62-84	.738	381	11.9
1996-97	34	233-565	.412	55-166	.331	121-170	.712	642	18.9
1997-98	35	241-473	.510	57-141	.404	91-120	.758	630	18.0
<b>Career Totals</b>	<b>130</b>	<b>668-1460</b>	<b>.458</b>	<b>153-436</b>	<b>.351</b>	<b>302-415</b>	<b>.727</b>	<b>1791</b>	<b>13.8</b>



## 6. Al Fleming

Year	G	FG-FGA	Pct.	3FG-FGA	Pct.	FT-FTA	Pct.	Pts.	Avg.
1972-73	26	130-242	.537	--	--	74-98	.755	334	12.8
1973-74	26	136-204	.667	--	--	58-78	.744	330	12.7
1974-75	29	215-381	.564	--	--	144-194	.742	574	19.8
1975-76	33	207-354	.586	--	--	113-152	.743	527	16.0
<b>Career Totals</b>	<b>114</b>	<b>688-1181</b>	<b>.583</b>	<b>--</b>	<b>--</b>	<b>389-462</b>	<b>.842</b>	<b>1765</b>	<b>15.5</b>



## 7. Miles Simon

Year	G	FG-FGA	Pct.	3FG-FGA	Pct.	FT-FTA	Pct.	Pts.	Avg.
1994-95	23	66-137	.482	29-65	.446	43-56	.768	204	8.9
1995-96	33	135-303	.446	45-139	.324	120-157	.764	435	13.2
1996-97	23	142-312	.455	45-111	.405	95-126	.754	424	18.4
1997-98	35	200-420	.476	57-155	.368	144-185	.778	601	17.2
<b>Career Totals</b>	<b>114</b>	<b>543-1172</b>	<b>.463</b>	<b>176-470</b>	<b>.374</b>	<b>402-524</b>	<b>.767</b>	<b>1664</b>	<b>14.6</b>



## 8. Chris Mills

Year	G	FG-FGA	Pct.	3FG-FGA	Pct.	FT-FTA	Pct.	Pts.	Avg.
1990-91	35	206-397	.519	42-122	.344	91-122	.746	545	15.6
1991-92	31	198-391	.506	28-89	.315	80-103	.777	504	16.3
1992-93	28	211-406	.520	56-116	.483	92-110	.836	570	20.4
<b>Career Totals</b>	<b>94</b>	<b>615-834</b>	<b>.737</b>	<b>126-327</b>	<b>.385</b>	<b>263-335</b>	<b>.785</b>	<b>1619</b>	<b>17.2</b>



## 9. Anthony Cook

Year	G	FG-FGA	Pct.	3FG-FGA	Pct.	FT-FTA	Pct.	Pts.	Avg.
1985-86	32	73-146	.500	-	-	48-73	.658	194	6.1
1986-87	30	118-246	.480	0-0	.000	54-100	.540	290	9.7
1987-88	38	201-325	.618	0-1	.000	126-176	.716	528	13.9
1988-89	33	237-377	.629	0-1	.000	104-166	.627	578	17.5
<b>Career Totals</b>	<b>133</b>	<b>629-1094</b>	<b>.575</b>	<b>0-2</b>	<b>.000</b>	<b>332-515</b>	<b>.645</b>	<b>1590</b>	<b>12.0</b>



## 10. Jason Gardner

Year	G	FG-FGA	Pct.	3FG-FGA	Pct.	FT-FTA	Pct.	Pts.	Avg.
1999-2000	34	118-312	.378	70-193	.363	121-166	.729	427	12.6
2000-01	36	114-299	.381	76-207	.367	89-110	.809	393	10.9
2001-02	34	197-463	.425	106-276	.384	192-240	.800	692	20.4
<b>Career Totals</b>	<b>104</b>	<b>429-1074</b>	<b>.399</b>	<b>252-676</b>	<b>.373</b>	<b>402-516</b>	<b>.779</b>	<b>1512</b>	<b>14.5</b>

# Scoring Leaders

## Career Scoring Leaders

Rank	Name	Years	G	FG-FGA	3FG-A	FT-FTA	Points	Avg.
1.	Sean Elliott	1986-89	133	896-1750	140-327	623-786	2555	19.2
2.	Bob Elliott	1974-77	114	808-1512	--	515-767	2131	18.7
3.	Khalid Reeves	1991-94	128	646-1349	186-489	447-586	1925	15.0
4.	Damon Stoudamire	1992-95	123	614-1343	272-677	349-434	1849	15.0
5.	Michael Dickerson	1994-98	130	668-1460	153-436	302-415	1791	13.8
6.	Al Fleming	1973-76	114	688-1181	--	389-522	1765	15.5
7.	Miles Simon	1994-98	114	543-1172	176-470	402-524	1664	14.6
8.	Chris Mills	1991-93	94	615-1194	126-327	263-335	1619	17.2
9.	Anthony Cook	1986-89	133	629-1094	0-2	332-515	1590	12.0
10.	Jason Gardner	1999-2002	104	429-1074	252-676	402-516	1512	14.5
11.	Sean Rooks	1988-92	129	550-986	5-9	392-590	1497	11.6
12.	Michael Wright	1998-2001	99	527-917	1-6	436-582	1491	15.1
13.	Bill Warner	1969-71	78	582-1263	--	298-428	1462	18.7
14.	Jason Terry	1996-99	129	489-1105	193-514	290-370	1461	11.3
15.	Steve Kerr	1984-88	129	553-1004	114-199	225-276	1445	10.4
16.	Joe Nehls	1976-80	84	569-1200	--	271-317	1409	16.8
17.	Ernie McCray	1958-60	76	510-1175	--	329-537	1349	17.8
18.	Frank Smith	1980-83	109	530-992	--	269-448	1329	12.2
19.	Linc Richmond	1943-49	118	525-1250		196-(n/a)	1246	10.6
20.	Ed Nymeyer	1956-58	78	437-953	--	351-495	1225	15.7
21.	Coniel Norman	1973-74	50	506-1001	--	182-235	1194	23.9
22.	Ray Owes	1992-95	120	459-912	32-90	228-369	1178	9.8
23.	Craig McMillan	1985-88	130	414-876	109-265	211-268	1174	8.4
24.	Herman Harris	1974-77	93	521-1129	--	116-176	1158	12.5
25.	Jud Buechler	1987-90	131	439-802	40-105	226-304	1144	8.7
26.	Phil Taylor	1975-78	106	482-926	--	163-274	1127	11.1
27.	Gilbert Arenas	1999-2001	70	395-847	107-296	208-282	1105	15.8
28.	A.J. Bramlett	1996-99	127	435-828	0-1	228-416	1098	8.6
29.	Joseph Blair	1992-96	104	470-767	0-1	146-316	1086	10.4
30.	Mike Bibby	1996-98	69	360-789	144-369	197-270	1061	15.4
31.	Matt Othick	1989-92	129	298-700	191-485	268-350	1055	8.2



Loren Woods



Anthony Cook



Michael Dickerson



Gilbert Arenas



Al Fleming



Michael Wright

## Scoring Leaders

### 800 Points In One Season

Season	Name	Pos.	G	FG-FGA	3FG-A	FT-FTA	Pts	Avg.
1993-94	Khalid Reeves	G	35	276-572	85-224	211-264	848	24.2

### 700 Points In One Season

Season	Name	Pos.	G	FG-FGA	3FG-A	FT-FTA	Pts	Avg.
1987-88	Sean Elliott	F	38	263-461	41-87	176-222	743	19.6
1988-89	Sean Elliott	F	33	237-494	66-151	195-232	735	22.2

### 600 Points In One Season

Season	Name	Pos.	G	FG-FGA	3FG-A	FT-FTA	Pts	Avg.
2001-02	Jason Gardner	G	34	197-463	106-276	192-240	692	20.4
1994-95	Damon Stoudamire	G	30	222-466	112-241	128-155	684	22.8
1974-75	Bob Elliott	F	29	273-507	--	131-208	677	23.3
1996-97	Michael Dickerson	F	34	233-565	55-166	121-170	642	18.9
1993-94	Damon Stoudamire	G	35	217-484	93-265	112-140	639	18.3
1998-99	Jason Terry	G	29	209-472	76-191	141-168	635	21.9
1997-98	Michael Dickerson	F	25	241-473	57-141	91-120	630	18.0
1973-74	Coniel Norman	F	26	264-525	--	90-124	618	23.8
1997-98	Mike Bibby	G	35	209-450	77-199	108-143	603	17.2
1997-98	Miles Simon	G	35	200-420	57-155	144-185	601	17.2

### 500 Points In One Season

Season	Name	Pos.	G	FG-FGA	3FG-A	FT-FTA	Pts	Avg.
1975-76	Bob Elliott	C	33	225-406	--	145-225	595	18.0
2000-01	Gilbert Arenas	G	36	208-434	69-166	97-134	582	16.2
1988-89	Anthony Cook	C	33	237-377	0-1	104-166	578	17.5
1986-87	Sean Elliott	F	30	209-410	33-89	127-165	578	19.3
1972-73	Coniel Norman	F	24	242-476	--	92-111	576	24.0
1974-75	Al Fleming	F	29	215-381	--	144-194	574	19.8
1959-60	Ernie McCray	C	24	198-431	--	177-257	573	23.9
1992-93	Chris Mills	F	28	211-406	56-116	92-110	570	20.4
2000-01	Michael Wright	F	36	202-340	0-3	157-197	561	15.6
1990-91	Chris Mills	F	35	206-397	42-122	91-122	545	15.6
1976-77	Herman Harris	F	27	235-510	--	73-96	543	20.0
1970-71	Bill Warner	F	26	209-459	--	125-187	543	20.9
1987-88	Tom Tolbert	C	38	192-351	1-2	151-186	536	14.1
1980-81	Ron Davis	F	27	228-457	--	73-107	529	19.6
1969-70	Bill Warner	F	26	216-445	--	97-130	529	20.3
1961-62	Joe Skaisgir	F	26	208-520	--	113-156	529	20.3
1987-88	Anthony Cook	F	38	201-325	0-1	126-176	528	13.9
1975-76	Al Fleming	F	33	207-354	--	113-152	527	16.0
1999-00	Michael Wright	F	34	190-334	1-1	145-203	526	15.5
1999-00	Gilbert Arenas	G	34	187-413	38-130	111-148	523	15.4
1979-80	Joe Nehls	G	27	207-425	--	108-122	522	19.3
1978-79	Larry Demic	C	27	213-373	--	96-151	522	19.3

1978-79	Joe Nehls	G	27	203-458	--	109-133	515	19.1
1960-61	Joe Skaisgir	F	26	199-457	--	107-169	505	19.4
1991-92	Sean Rooks	C	31	181-323	3-5	140-215	505	16.3
1991-92	Chris Mills	F	31	198-391	28-89	80-103	504	16.3
1984-85	Eddie Smith	F	31	174-322	--	152-207	500	16.1

### 400 Points In One Season

Season	Name	Pos.	G	FG-FGA	3FG-A	FT-FTA	Pts	Avg.
1985-86	Sean Elliott	F	32	187-385	--	127-167	499	15.6
1972-73	Eric Money	G	26	197-415	--	98-122	492	18.9
1990-91	Brian Williams	F	35	195-315	0-0	99-147	489	14.0
2001-02	Luke Walton	F	34	174-370	17-60	122-179	487	15.7
1989-90	Jud Buechler	F	32	182-338	25-66	88-115	477	14.9
1987-88	Steve Kerr	G	38	151-270	114-199	6174	477	12.6
1995-96	Ben Davis	F	33	171-313	0-0	127-184	469	14.2
1994-95	Ray Owes	F	31	173-359	14-29	108-164	468	15.1
1949-50	Leon Blevins	F	31	185-528	--	92-117	462	14.9
1985-86	Steve Kerr	G	32	195-361	--	71-79	461	14.4
1996-97	Mike Bibby	G	34	151-339	67-170	89-127	458	13.5
1971-72	Jim Huckestein	G	26	182-395	--	87-113	451	17.3
1993-94	Ray Owes	F	35	178-355	17-53	77-120	450	12.9
1995-96	Miles Simon	G	33	135-303	45-139	120-157	435	13.2
2001-02	Salim Stoudamire	G	34	129-291	73-161	103-114	434	12.8
1977-78	Phil Taylor	C	26	185-366	--	62-108	432	16.6
1976-77	Phil Taylor	C	27	185-349	--	61-97	431	16.0
1976-77	Bob Elliott	F	27	152-276	--	126-177	430	15.9
1973-74	Bob Elliott	C	26	158-323	--	113-157	429	16.5
1965-66	Ted Pickett	G	26	154-312	--	121-163	429	16.5
1946-47	Linc Richmond	F	24	180-	--	68-107	428	17.9
1999-00	Jason Gardner	G	34	118-312	70-193	45-63	427	12.6
1996-97	Miles Simon	G	23	142-312	45-111	95-126	424	18.4
1967-68	Bill Davis	F	24	161-313	--	99-161	421	17.5
2001-02	Rick Anderson	F	34	150-305	35-83	85-120	420	12.4
1991-92	Khalid Reeves	G	30	148-311	44-119	78-99	418	13.9
1990-91	Sean Rooks	F	35	159-283	2-4	98-149	418	11.9
1986-87	Tom Tolbert	C	30	156-305	8-18	98-139	418	13.9
1958-59	Ernie McCray	C	26	174-414	--	66-129	414	15.9
1998-99	A.J. Bramlett	C	29	160-299	0-0	91-158	411	14.2
1956-57	Ed Nymeyer	F	26	153-298	--	104-172	410	15.7
1957-58	Ed Nymeyer	F	26	146-332	--	116-146	408	15.6
1955-56	Ed Nymeyer	F	26	138-323	--	131-177	407	15.6
1983-84	Pete Williams	C	28	151-250	--	105-163	407	14.5
1999-00	Loren Woods	C	26	154-286	0-2	97-128	405	15.6
1998-99	Michael Wright	F	29	135-243	0-2	134-182	404	13.9

# McKale Center Records

## Individual Records

### Points Scored

**Game:** 41, Al Fleming, vs. Detroit, 1/10/1976  
**Game (Non-UA):** 45, Eric Murdock, Providence, 12/23/1990  
**Half:** 33, Al Fleming, vs. Detroit, 1/10/1976 (2nd)

### Field Goals

**Game:** 17, Coniel Norman, vs. Wyoming, 2/10/1973;  
 17, Alan Cunningham, Colorado State, 2/24/1977;  
 17, Larry Demic, vs. S.W. Louisiana, 12/23/78;  
 17, Larry Demic, vs. Washington, 3/1/1979  
**Half:** 12, Al Fleming, vs. Detroit, 1/10/1976 (2nd);  
 12, Bob Elliott, vs. Utah, 2/15/1975 (2nd)

### Field Goal Attempts

**Game:** 35, Freeman Williams, Portland State, 1/27/1976 (16 made)  
**Game (UA):** 29, Herman Harris, vs. San Diego State, 1/6/1977 (9 made)  
**Half:** 20, Freeman Williams, Portland State, 1/27/1976 (2nd)

### Field Goal Percentage

**Game (Min. 10 att.):** 1,000, Al Fleming, vs. Midwestern, 12/1/1975 (10-of-10)  
**Game (10+ Att.):** .929, Khalid Reeves, vs Michigan, 12/30/1993 (13-of-14)  
**Half:** 1,000, Michael Dickerson, vs. Washington, 2/5/1998 (11-of-11)

### 3-Point Field Goals

**Game:** 8, Jason Gardner, vs. Kansas, 12/1/2001 (8-of-16)  
**Game (non UA):** 8, Jan-Michael Thomas, Washington State, 1/7/1999 (12 att.)

### Free Throws

**Game:** 15, Sean Elliott, vs. Stanford, 3/12/1988 (16 att.)  
**Game (Non-UA):** 13, Eric Murdock, Providence, (18 att.)  
**Half:** 11, Herman Harris, vs. Utah, 1/20/1977 (2nd, 12 att.)

### Free Throw Attempts

**Game:** 20, Bob Elliott, vs. Arizona State, 2/2/1974 (14 made)  
**Game (Non-UA):** 19, Butch Hayes, California, 1/30/1982 (11made)  
**Half:** 13, Bob Elliott, vs. Arizona State, 2/2/1974 (2nd/9 made);  
 13, Sean Elliott, vs. UNLV, 12/10/1988 (2nd/10 made)

### Free Throw Percentage

**Min. 10 Attempted:** 1,000, Jason Terry, vs. Washington, 1/1/1999 (12-of-12)  
 1,000, Damon Stoudamire, vs. Oregon, 2/25/1995 (11-of-11)  
 1,000, Justin Wessel, vs. UCLA, 2/19/2000 (10-of-10)

### Rebounds

**Game:** 25, Bob Elliott, vs. Arizona State, 2/2/1974;  
 25, Kenny Davis, vs. Texas-El Paso, 2/11/1977  
**Game (Non-UA):** 22, Mark McNamara, California, 1/30/1982  
**Half:** 15, Kenny Davis, vs. Texas-El Paso, 2/11/1977 (2nd)

### Assists

**Game:** 19, Russell Brown, vs. Grand Canyon, 12/8/1979  
**Game (Non-UA):** 12, Guy Williams, San Francisco vs. BYU, 3/10/1979  
**Half:** 12, Russell Brown, vs. Grand Canyon, 12/8/1979 (2nd)

### Steals

**Game:** 9, Bennett Davison, vs. Stanford, 2/28/1998  
**Game (Non-UA):** 9, Robert Shepherd, Arkansas 12/6/1992

### Blocked Shots

**Game:** 14, Loren Woods, vs. Oregon, 2/3/2000

## Team

### Most Points Scored

**Game:** 127, Arizona vs. Arizona State (99), 1/5/1998  
**Game (Non-UA):** 110, Arizona State vs. UA (105), 2/17/1973  
**Half:** 70, Arizona State vs. Arizona (49), 2/17/1973 (2nd)  
**Half (UA):** 69, Arizona vs. Utah (61), 2/23/1974 (2nd)  
**Overtime:** 20, Arizona vs. Stanford, 1/31/1980



Ben Davis

### Fewest Points Scored

**Game:** 37, Northern Arizona vs. UA (84), 12/6/1989  
**Half:** 11, twice, last, Arizona State (1st) vs. Arizona (28), 2/13/1991  
**Half (UA):** 16, vs. Nevada-Las Vegas (31), 12/3/1981 (2nd)

### Point Margin

**Game:** 64, Arizona vs. Robert Morris (118-54), 12/28/1996  
**Half:** 41, Arizona (67) vs. Adams State (26), 12/8/1976 (1st)  
**Game (Non-UA):** 28, Oregon State (92) vs. UA (64), 3/5/1982

### Most Field Goals

**Game:** 55, Arizona vs. Midwestern, 12/1/1975 (79 att.)  
**Game (Non-UA):** 51, UCLA vs. Dayton, 3/14/1974 (97 att.)  
**Half:** 30, Arizona vs. Adams State, 12/8/1976 (1st)

### Fewest Field Goals

**Game:** 13, Northern Arizona vs. Arizona, 12/6/1989 (64 att.)  
**Half:** 4, twice, last, Arizona State vs. Arizona, 2/13/1991 (1st)  
**Half (UA):** 7, vs. Oregon, 2/21/1985

### Most Field Goal Attempts

**Game:** 106, Utah vs. Arizona, 2/23/1974 (42 made)  
**Game (UA):** 102, vs. Adams State, 12/8/1976 (52 made)  
**Half:** 64, Utah vs. Arizona, 2/2/1973 (2nd)  
**Half (UA):** 53, vs. Adams State, 12/8/1976 (1st)

### Fewest Field Goal Attempts

**Game:** 35, Arizona vs. Oregon State, 2/25/84 (25 made)  
**Game (Non-UA):** 41, Washington State, 1/14/1984 (20 made)  
**Half:** 15, Oregon, 1/31/1983 (2nd)  
**Half (UA):** 16, vs. Oregon State, 2/25/1984

### Highest Field Goal Percentage

**Game:** .714, Arizona vs. Oregon State, 2/25/1984 (25-of-35)  
**Game (Non-UA):** .711, UCLA, 2/16/1980 (32-of-45);  
 .711, Oregon, 1/31/1983 (27-of-38)  
**Half:** .867, Oregon, 1/31/1983 (13-of-15/2nd)  
**Half (UA):** .750, vs. Arkansas-Little Rock, 12/16/1987, (9-of-12/1st)

### Lowest Field Goal Percentage

**Game:** .203, Northern Arizona, 12/6/1989 (13-of-64)  
**Game (UA):** .320, vs. Oregon, 1/20/1980 (24-of-75)  
**Half:** .138, California, 1/7/1988 (4-of-29/1st)

### Most 3-Point Field Goals

**Game:** 18, Florida vs. Robert Morris, 12/30/1996 (Att. 35)  
**Game (UA):** 15, Arizona vs. Oregon, 1/30/1992 (Att.24)  
**Half:** 11, UCLA vs. Arizona, 1/19/2002 (1st/Att. 17)  
 11, Pepperdine vs. West Virginia, 12/30/2001 (1st/Att. 14)  
**Half (UA):** 10, Arizona vs. Oregon, 1/30/1992 (1st/Att.14)

### Fewest 3-Point Field Goals

**Game:** 0, California vs. Arizona, 1/2/1997 (Att. 7)  
 0, Washington vs. Arizona, 2-15-92 (Att. 6)  
 0, Southwest Missouri State vs. Seton Hall, 3/17/1989 (Att. 4)  
 0, Oregon State vs. Arizona, 2/14/1987 (Att. 9)  
**Game (UA):** 1, Arizona vs. Washington, 2/8/2001 (Att. 14)  
 1, Arizona vs. Western Illinois, 11/26/1990 (Att. 6)  
 1, Arizona vs. West Virginia, 12/30/1992 (Att. 8)  
**Half:** 0, Many, last, Arizona vs. Washington, 2/8/2001 (1st/Att. 8)

### Most 3-Point Field Goal Attempts

**Game:** 39, LaSalle vs. Arizona, 12/1/1994 (Md. 12)  
**Game (UA):** 38, Arizona vs. Kansas, 12-1-01 (Md. 14)  
**Half:** 23, Arizona vs. Kansas, 12/1/2001 (2nd/Md. 8)  
 23, LaSalle vs. Arizona, 12/12/1994 (2nd/Md. 6)

### Fewest 3-Point Field Goal Attempts

**Game:** 4, West Virginia vs. LaSalle, 12/28/1992 (Md. 2)  
 4, Penn State vs. Wake Forest, 12/28/1989 (Md. 2)  
**Game (UA):** 5, Arizona vs. Utah, 12/6/1986 (Md. 3)  
**Half:** 0, UCLA vs. Iowa State, 3/19/1993 (1st)  
 0, Penn State vs. Wake Forest, 12/28/1989 (2nd)  
**Half (UA):** 1, Arizona vs. Western Illinois, 11/25/1990 (1st/Md. 1)  
 1, Arizona vs. UCLA, 1/11/1987 (2nd/Md. 0)

### Highest 3-Point Field Goal Percentage

**Game:** 1.000 (5-5), Texas Tech vs. UNC Charlotte, 12/27/1986  
**(Min. 10 att.):** .727 (8-11), Arizona vs. usc, 1/10/1991  
 .727 (8-11), Arizona vs. Northern Arizona, 12/18/1991  
**(Min. 15 att.):** .667 (10-15), Arizona vs. California, 3/11/1988  
**(Min. 20 att.):** .650 (13-20), Arizona vs. UCLA, 1/20/1996  
**Half:** 1.000 (5-5), Iowa vs. Arizona, 2/7/1987 (2nd)  
**Half (UA):** 1.000 (3-3), Arizona vs. Oregon State, 1/14/1989 (1st)  
**(Min. 5 made):** .889 (8-9), Arizona vs. USC, 1/21/1995 (1st)  
 (Min. 10 made): .714 (10-14), Arizona vs. Oregon, 1/30/1992 (1st)

### Lowest 3-Point Field Goal Percentage

**Game:** .000 (0-7), California vs. Arizona, 1/2/1997  
 .000 (0-6), Washington vs. Arizona, 2/15/1992  
 .000 (0-4), Southwest Missouri State vs. Seton Hall, 3/17/1989  
**(Most att.):** .000 (0-9), Oregon State vs. Arizona, 2/14/1987  
**(Min. 20 att.):** .100 (2-20), Winthrop vs. Oklahoma, 3/16/2000  
**Game (UA):** .071 (1-14), Arizona vs. Washington, 2/8/2001  
**Half:** .000 (0-8), Many, last, Arizona vs. Washington, 2/8/2001 (1st)  
**(Most att.):** .000 (0-15), Oregon vs. Arizona, 3/9/1991 (2nd)

### Most Free Throws

**Game (UA):** 35, vs. Washington, 12/20/1988 (48 att.)  
**Game:** 35, Oregon State, 2/8/1979 (42 att.);  
 35, California, 2/7/1993 (42 att.)  
**Half:** 25, Arizona vs. BYU, 2/21/1974 (2nd)  
**Half (Non-UA):** 22, Oregon State, 2/8/1979 (1st)

### Fewest Free Throws

**Game:** 3, Wyoming, 2/11/1973 (9 att.);  
 3, Utah, 2/15/1975 (6 att. 6);  
 3, Oregon, 2/21/1985 (5 att.)  
**Game (UA):** 3, vs. Marquette, 1/8/1994 (6 att.)  
**Half:** 0, Seven times, Last, Arizona State, 1/22/1992 (2 att./1st); Last time by Arizona vs. USC, 1/6/1983 (3 att. 3/1st)

### Most Free Throw Attempts

**Game:** 48, Arizona vs. Washington, 12/20/1988 (35 made)  
**Game (Non-UA):** 46, Utah vs. Michigan State, 3/17/1991 (28 made)  
**Half:** 33, Arizona vs. Stanford, 1/31/1980 (24 made/2nd)



Khalid Reeves

**Fewest Free Throw Attempts**

**Game:** 5, Cal State-Fullerton, 11/29/1976 (4 made);  
5, Oregon, 2/21/1985 (3 made)  
**Game (UA):** 8, vs. Utah, 2/16/1978 (7 made)  
**Half:** 0, Washington, 1/12/1984 (1st);  
0, San Francisco vs. New Mexico, 3/14/1974 (1st)

**Highest Free Throw Percentage**

**Game:** 1.000, Kansas State, 12/19/1973 (8-of-8);  
1.000, Wyoming, 2/9/1974 (8-of-8)  
**Game (Min. 20 att.):** .952, Midwestern, 12/2/1975 (20-of-21)  
**Game (UA):** .900, vs. Arizona State, 12/24/1978;  
.900, vs. Arizona State, 1/26/1980 (18-of-20)

**Lowest Free Throw Percentage**

**Game:** .278, vs. Nevada-Las Vegas, 12/3/1981 (5-of-18)

**Most Rebounds**

**Game:** 75, Arizona vs. Adams State, 1/8/1976  
**Game (Non-UA):** 60, San Diego State, 1/6/1977  
**Half:** 42, Arizona vs. Utah, 2/23/1973 (2nd)

**Fewest Rebounds**

**Game:** 19, Arkansas-Little Rock, 12/16/1987;  
19, Arizona vs. Oregon State 2/8/1979  
**Game (Non-UA):** 20, Oregon, 1/31/1983  
20, Colorado State, 1/30/1976  
**Half:** 7, vs. Oregon State, 2/8/1979 (2nd);  
7, New Mexico, 12/22/1978 (2nd)

**Rebound Margin**

**Game:** 40, Arizona (64) vs. Northern Arizona (24),  
1/19/1974

**Most Personal Fouls**

**Game:** 35, Arizona State, 2/17/1973  
35, Duke, 2/24/1991 (2 ot)  
**Game (UA):** 31, vs. California, 1/30/1982  
**Half:** 24, Stanford, 1/31/1980  
24, Duke, 2/24/1991  
**Half (UA):** 21, vs. Arizona State, 2/17/1973 (2nd)

**Fewest Personal Fouls**

**Game:** 6, Arizona vs. New Mexico, 11/10/1988  
**Game (Non-UA):** 10, three times, last, Wisconsin-Green Bay  
& Michigan State, 3/15/1991  
**Half:** 2, Arizona vs. Tennessee, 12/23/1983 (1st);  
2, Utah vs. St. John's, 3/12/1977 (1st)

**Players Disqualified**

**Game:** 4, Five times, last, by Maryland vs. Rutgers, 12/28/1991

**Both Teams**

**Most Points Scored**

**Game:** 226, Arizona (127) vs. Arizona State (99), 1/15/1998  
**Half:** 130, Arizona (69) vs. Utah (61), 2/23/1974 (2nd)  
**Overtime:** 33, Arizona (20) vs. Stanford (13), 1/31/1980

**Fewest Points Scored**

**Game:** 83, Oregon (43) vs. Arizona (40), 2/21/1985  
**Half:** 37, Oregon (20) vs. Arizona (17), 2/21/1985

**Most Field Goals**

**Game:** 91, UCLA (51) vs. Dayton (40), 3/14/1974  
**Half:** 51, UCLA (23) vs. Dayton (28), 3/14/1974 (2nd)

**Fewest Field Goals**

**Game:** 36, Arizona (18) vs. San Diego State (18), 12/23/1982  
**Half:** 13, Arizona (9) vs. Arizona State (4), 2/13/1991 (1st)

**Most Field Goal Attempts**

**Game:** 185, Arizona (95) vs. Portland State (90), 1/30/1976  
**Half:** 110, Arizona (46) vs. Utah (64), 2/23/1973

**Fewest Field Goal Attempts**

**Game:** 81, Arizona (36) vs. USC (45), 2/27/1984  
**Half:** 36, Arizona (12) vs. Arkansas-Little Rock (24), 12/16/1987  
(1st)

**Highest Field Goal Percentage**

**Game:** .663, Arizona (32-of-51) vs. Oregon (27-of-38),  
1/31/1983, (57-of-89)  
**Half:** .733 Arizona (20-of-31) vs. Oregon (13-of-15),  
1/31/1983 (33-of-45)

**Most Free Throws**

**Game:** 57, Arizona (29) vs. Arizona State (28), 2/27/1973  
**Half:** 37, Arizona (15) vs. Oregon State (22), 2/8/1979 (2nd)

**Most Free Throw Attempts**

**Game:** 82, Arizona (45) vs. Arizona State (37), 2/17/1973  
**Half:** 54, Arizona (30) vs. Arizona State (24), 2/17/1973 (2nd)

**Free Throw Percentage**

**Highest:** .928, Wisconsin-Green Bay (7-of-7) vs. Michigan State (6-of-7),  
3-15-91 (13-of-14)  
**Lowest:** .454, Arizona (7-of-18) vs. Stanford (8-of-15), 2-1-82  
(15-of-33)

**Most Rebounds**

**Game:** 118, Arizona (65) vs. Detroit (53), 1/10/1976  
**Half:** 76, Arizona (42) vs. Utah (34), 2/23/1973

**Fewest Rebounds**

**Game:** 41, Arizona (21) vs. Oregon (20), 1/31/1983  
**Half:** 19, Arizona (11) vs. Arkansas-Little Rock (8),  
12/16/1987 (1st)

**Most Personal Fouls**

**Game:** 65, Arizona (30) vs. Arizona State (35), 2/17/1973  
**Half:** 42, Arizona (21) vs. Arizona State (21), 2/17/1973 (2nd)

**Fewest Personal Fouls**

**Game:** 20, Wisconsin-Green Bay (10) vs. Michigan State (10),  
3/15/91  
**Half:** 7, Arizona (3) vs. Colorado State (4), 1/27/1978 (1st);  
7, Arizona (2) vs. Tennessee (5), 12/23/1983 (1st)

**Longest Game**

**3 Overtimes:** Arizona (101) vs. Utah (95), 2/23/1973;  
UCLA (111) vs. Dayton (100), 3/14/1974

**Year-By-Year Leaders**

**Scoring**

Year	Player	G	Points	Avg.
2001-02	Jason Gardner	36	692	20.4
2000-01	Gilbert Arenas	36	582	16.2
1999-2000	Loren Woods	26	405	15.6
1998-99	Jason Terry	29	635	21.9
1997-98	Michael Dickerson	35	630	18.0
1996-97	Michael Dickerson	34	642	18.9
1995-96	Ben Davis	33	469	14.2
1994-95	Damon Stoudamire	30	684	22.8
<b>1993-94</b>	<b>Khalid Reeves</b>	<b>35</b>	<b>848</b>	<b>24.2</b>
1992-93	Chris Mills	28	570	20.4
1991-92	Sean Rooks	31	505	16.3
1990-91	Chris Mills	35	545	15.6
1989-90	Jud Buechler	32	477	14.9
1988-89	Sean Elliott	33	735	22.2
1978-88	Sean Elliott	38	743	19.6
1986-87	Sean Elliott	30	578	19.3
1985-86	Sean Elliott	32	499	15.6
1984-85	Eddie Smith	31	500	16.1
1983-84	Pete Williams	28	407	14.5
1982-83	Frank Smith	28	384	13.7
1981-82	Greg Cook	27	392	14.5
1980-81	Ron Davis	27	529	19.6
1979-80	Joe Nehls	27	522	19.3
1978-79	Larry Demic	27	522	19.3
1977-78	Phil Taylor	26	432	16.6
1976-77	Herman Harris	27	510	20.0
1975-76	Bob Elliott	33	595	18.0
1974-75	Bob Elliott	29	677	23.3
1973-74	Coniel Norman	26	618	23.8
1972-73	Coniel Norman	24	576	24.0
1971-72	Jim Huckestein	26	451	17.3
1970-71	Bill Warner	26	543	20.9
1969-70	Bill Warner	26	529	20.3
1968-69	Bill Warner	26	390	15.0
1967-68	Bill Davis	24	421	17.5
1966-67	Bill Davis	25	284	15.4
1965-66	Ted Pickett	26	429	16.5
1964-65	Warren Rustand	26	368	14.2
1963-64	Albert Johnson	26	395	15.2
1962-63	Albert Johnson	26	336	12.9
1961-62	Joe Skaisgir	26	529	20.3
1960-61	Joe Skaisgir	26	505	19.4
1959-60	Ernie McCray	24	573	23.9
1958-59	Ernie McCray	26	414	15.9
1957-58	Ed Nymeyer	26	408	15.7
1956-57	Ed Nymeyer	26	410	15.7
1955-56	Ed Nymeyer	26	407	15.6
1954-55	Hadie Redd	25	339	13.6
1953-54	Hadie Redd	24	316	13.2
1952-53	Bill Kermmeries	26	359	13.8
1951-52	Bill Kermmeries	27	389	14.1
1950-51	Bob Honea	30	385	12.8
1949-50	Leon Blevins	31	462	14.9
1948-49	Leon Blevins	28	390	13.5
1947-48	Morris Udall	28	371	13.2
1946-47	Linc Richmond	24	428	17.9
1945-46	Linc Richmond	21	312	14.8
1944-45	Jimmy Steele	18	217	12.1
1943-44	George Genung	13	177	13.6
1942-43	Bob Ruman	22	240	11.4
1941-42	Vince Cullen	22	228	10.4
1940-41	Vince Cullen	18	198	11.0
1939-40	George Jordan	25	231	9.2
1938-39	George Jordan	22	191	8.7
1937-38	Lorry DiGrazia	21	211	10.0
1936-37	Lorry DiGrazia	25	209	8.4
1935-36	Lorry DiGrazia	23	191	8.3
1934-35	Walt Scholtzhauer	17	197	11.6
1933-34	Vince Byrne	27	276	10.2
1932-33	Jack Raffety	23	182	7.9
1931-32	Howard Abbott	20	223	11.2
1930-31	Jack Raffety	9	98	10.9
1929-30	Neal Goodman	21	175	8.4
1928-30	Neal Goodman	23	221	9.6
1927-28	Larry Edwards	14	111	7.9
1926-27	Charles Miller	16	142	8.9

# Year-By-Year Leaders

1925-26	Byron Drachman	13	117	9.0
1924-25	Clarence Skousen	11	92	8.4
1923-24	Harold Tovrea	17	294	17.3
1922-23	Harold Tovrea	20	316	15.8
1921-22	A.L. Slonaker	8*	140	7.5
1920-21	A.L. Slonaker	7*	163	23.7

\* Statistics unavailable for 4 games

## Field Goal Percentage

Year	Player	FGM	FGA	Pct.
2001-02	Channing Frye	122	205	.595
2000-01	Michael Wright	202	340	.594
1999-2000	Michael Wright	190	334	.569
1998-99	Michael Wright	135	243	.556
1997-98	Bennett Davison	111	188	.590
1996-97	A.J. Bramlett	108	204	.529
1995-96	Ben Davis	171	313	.546
1994-95	Joseph Blair	142	254	.559
1993-94	Joseph Blair	153	252	.607
1992-93	Chris Mills	211	406	.520
1991-92	Sean Rooks	181	323	.560
1990-91	Brian Williams	195	315	.619
1989-90	Ed Stokes	94	157	.599
<b>1988-89</b>	<b>Anthony Cook</b>	<b>237</b>	<b>377</b>	<b>.629</b>
1987-88	Anthony Cook	201	325	.618
1986-87	Tom Tolbert	156	305	.511
1985-86	Steve Kerr	195	361	.540
1984-85	Pete Williams	145	239	.607
1983-84	Pete Williams	151	250	.604
1982-83	Frank Smith	148	282	.535
1981-82	Frank Smith	156	275	.587
1980-81	Frank Smith	123	230	.535
1979-80	Ron Davis	136	269	.506
1978-79	Larry Demic	213	373	.571
1977-78	Joe Nehls	159	313	.508
1976-77	Bob Elliott	152	276	.551
1975-76	Al Fleming	207	354	.585
1974-75	Al Fleming	215	381	.564
1973-74	Al Fleming	136	269	.506
1972-73	Al Fleming	130	242	.537
1971-72	Lynard Harris	125	256	.488
1970-71	Tom Lee	144	292	.493
1969-70	Bill Warner	216	445	.485
1968-69	Tom Lee	122	239	.468
1967-68	Bill Davis	161	313	.514
1966-67	Bill Davis	141	302	.467
1965-66	Ted Pickett	154	312	.493
1964-65	Warren Rustand	137	372	.504
1963-64	Warren Rustand	120	275	.436
1962-63	Warren Rustand	99	219	.452
1961-62	Joe Skaisgir	208	520	.400
1960-61	Joe Skaisgir	199	457	.435
1959-60	Ernie McCray	198	431	.459
1958-59	Ernie McCray	174	414	.419
1957-58	Ed Nymeyer	146	332	.439
1956-57	Ed Nymeyer	153	298	.513
1955-56	Ed Nymeyer	138	323	.427
1954-55	Jim Brower	92	248	.371
1953-54	Hadie Redd	118	318	.371
1952-53	Jim Brower	93	274	.339
1951-52	Bill Kemmeries	150	370	.408
1950-51	Bob Honea	152	382	.408
1949-50	Bob Honea	148	357	.415
1948-49	Leon Blevins	156	433	.360

## 3-Point Field Goal Percentage

(Min. 2 att. per game)

Year	Player	FGM	FGA	Pct.
2001-02	Salim Stoudamire	73	161	.453
2000-01	Gilbert Arenas	69	166	.416
1999-2000	Jason Gardner	70	193	.363
1998-99	Jason Terry	76	191	.398
1997-98	Michael Dickerson	57	141	.404
1996-97	Miles Simon	45	111	.405
1995-96	Joe McLean	50	119	.420
1994-95	Damon Stoudamire	112	241	.465
1993-94	Khalid Reeves	85	224	.379
1992-93	Chris Mills	56	116	.483

1991-92	Matt Othick	71	158	.449
1990-91	Khalid Reeves	31	67	.463
1989-90	Matt Muehlebach	66	152	.434
1988-89	Sean Elliott	66	151	.437
<b>1987-88</b>	<b>Steve Kerr</b>	<b>114</b>	<b>199</b>	<b>.573</b>
1986-87	Craig McMillian	68	160	.425

## Free Throw Percentage

Year	Player	FTM	FTA	Pct.
<b>2001-02</b>	<b>Salim Stoudamire</b>	<b>103</b>	<b>114</b>	<b>.904</b>
2000-01	Loren Woods	117	141	.830
1999-2000	Loren Woods	97	128	.758
1998-99	Jason Terry	141	168	.839
1997-98	Miles Simon	144	185	.778
1996-97	Miles Simon	95	126	.754
1995-96	Miles Simon	120	157	.764
1994-95	Damon Stoudamire	128	155	.826
1993-94	Dylan Rigdon	82	92	.891
1992-93	Chris Mills	92	110	.836
1991-92	Khalid Reeves	78	99	.788
1990-91	Matt Othick	77	98	.786
1989-90	Matt Muehlebach	62	76	.816
1988-89	Sean Elliott	195	232	.841
1987-88	Tom Tolbert	151	186	.812
1986-87	Sean Elliott	127	165	.770
1985-86	Steve Kerr	71	79	.899
1984-85	Eddie Smith	152	207	.734
1983-84	Eddie Smith	87	119	.731
1982-83	Brock Brunkhorst	48	63	.762
1981-82	Jack Magno	33	46	.717
1980-81	Robbie Dosty	64	81	.790
1979-80	Joe Nehls	108	122	.885
1978-79	Joe Nehls	109	133	.820
1977-78	Joe Nehls	50	58	.862
1976-77	Herman Harris	73	96	.760
1975-76	Gilbert Myles	63	81	.778
1974-75	Len Gordy	48	61	.787
1973-74	Al Fleming	58	78	.744
1972-73	Coniel Norman	92	111	.829
1971-72	Jim Huckestein	87	113	.771
1970-71	Walt McKinney	57	67	.851
1969-70	Mickey Foster	100	117	.855
1968-69	Mickey Foster	85	102	.833
1967-68	Mickey Foster	59	77	.766
1966-67	Mike Welton	63	80	.788
1965-66	Bob Spahn	73	85	.859
1964-65	Warren Rustand	94	113	.832
1963-64	Warren Rustand	92	114	.807
1962-63	Warren Rustand	78	99	.788
1961-62	Joe Skaisgir	113	156	.718
1960-61	Marv Dutt	61	88	.693
1959-60	Ernie McCray	177	257	.689
1958-59	Ernie McCray*	66	129	.512
	Jim Brittain	33	44	.750
1957-58	Ed Nymeyer	118	146	.794
1956-57	Warren Ridge	71	87	.816
1955-56	Ed Nymeyer	131	177	.740
1954-55	Ernie Oosterveen	67	87	.770
1953-54	John Bruner	102	130	.785
1952-53	John Bruner	65	87	.747
1951-52	Bill Kemmeries	89	120	.742
1950-51	Bob Honea	81	101	.802
1949-50	Leon Blevins	92	117	.786
1948-49	Junior Crum	93	135	.689
1947-48	Junior Crum	79	116	.681
1946-47	Link Richmond	68	107	.636
1945-46	Link Richmond	52	83	.627
1944-45	Jimmy Steele	37	56	.661
1943-44	Dick Dermondy	33	51	.647
1942-43	statistics not available			
1941-42	Bob Ruman	55	78	.705
1940-41	Wilmer Harper	53	76	.697
1939-40	Wilmer Harper	45	62	.726
1938-39	George Jackson	32	57	.561
1937-38	Lorry DeGrazia	41	52	.788
1936-37	Lorry DeGrazia	27	46	.586
1935-36	George Jackson	32	57	.561
1934-35	Ralph Warford	16	29	.552



Richard Jefferson

1933-34	Vince Byrne	68	98	.694
1932-33	Ted Crismon	23	35	.657

\* only player to attain minimum FTM per game

## Rebounding

Year	Player	G	Reb.	Avg.
2001-02	Luke Walton	31	227	7.3
2000-01	Michael Wright	36	281	7.8
1999-2000	Michael Wright	34	297	8.7
1998-99	A.J. Bramlett	29	273	9.4
1997-98	A.J. Bramlett	35	259	7.7
1996-97	A.J. Bramlett	33	229	6.9
1995-96	Ben Davis	33	313	9.5
1994-95	Ray Owes	31	252	8.1
1993-94	Ray Owes	35	285	8.1
1992-93	Chris Mills	28	222	7.9
1991-92	Chris Mills	31	244	7.9
1990-91	Brian Williams	35	273	7.8
1989-90	Jud Buechler	32	264	8.3
1988-89	Anthony Cook	33	238	7.2
1987-88	Anthony Cook	38	269	7.1
1986-87	Anthony Cook	30	217	7.2
1985-86	John Edgar	32	237	7.3
1984-85	Pete Williams	31	265	8.5
1983-84	Pete Williams	28	278	9.9
1982-83	Frank Smith	28	212	7.6
1981-82	Frank Smith	27	205	7.8
1980-81	Robbie Dosty	27	178	6.6
1979-80	Frank Smith	27	162	6.0
1978-79	Larry Demic	27	277	10.3
1977-78	Phil Taylor	26	210	8.1
1976-77	Phil Taylor	27	292	10.8
1975-76	Bob Elliott	33	341	10.3
1974-75	Al Fleming	29	343	11.8
1973-74	Bob Elliott	26	278	10.7
1972-73	Al Fleming	26	257	9.9
1971-72	Lynard Harris	26	245	9.4
1970-71	Eddie Myers	26	239	9.2
1969-70	Tom Lee	26	258	9.9
1968-69	Eddie Myers	27	279	10.3
1967-68	Bill Davis	24	253	10.6
1966-67	Bill Davis	25	192	7.7
1965-66	Mike Aboud	26	219	8.4
1964-65	Albert Johnson	26	234	9.0
1963-64	Albert Johnson	26	286	11.0

# Year-By-Year Leaders

## Rebounds, Cont.

1962-63	Albert Johnson	26	253	9.7
1961-62	Joe Skaisgir	26	314	12.1
1960-61	Joe Skaisgir	26	268	10.3
1959-60	Ernie McCray	24	290	12.2
1958-59	Ernie McCray	26	255	9.8
1957-58	Ernie McCray	26	279	10.7
1956-57	Bill Reeves	26	278	10.7
<b>1955-56</b>	<b>Bill Reeves</b>	<b>26</b>	<b>343</b>	<b>13.2</b>
1954-55	Hadie Redd	24	235	9.8
1953-54	Hadie Redd	24	169	7.0
1952-53	Teddy Lazovich	27	169	6.3
1951-52	Jerry Dillon	27	213	7.9
1950-51	Leo Johnson	30	373	12.4

## Assists

Year	Player	G	Ast	Avg.
2001-02	Luke Walton	31	194	6.3
2000-01	Jason Gardner	36	147	4.1
1999-2000	Jason Gardner	34	162	4.8
1998-99	Jason Terry	29	159	5.5
1997-98	Mike Bibby	35	199	5.7
1996-97	Mike Bibby	34	178	5.2
1995-96	Reggie Geary	33	231	7.0
1994-95	Damon Stoudamire	30	220	7.3
1993-94	Damon Stoudamire	35	208	5.9
1992-93	Damon Stoudamire	28	159	5.7
1990-91	Matt Othick	35	181	5.3
1991-92	Matt Othick	31	160	5.2
1989-90	Matt Muehlebach	32	181	5.3
1988-89	Ken Lofton	33	135	4.1
1987-88	Steve Kerr	38	150	3.9
1986-87	Sean Elliott	30	110	3.7
1985-86	Steve Kerr	38	150	3.9
1984-85	Brock Brunkhorst	25	130	5.2
1983-84	Brock Brunkhorst	28	98	3.5
1982-83	Brock Brunkhorst	26	120	4.6
1981-82	Ricky Walker	20	65	3.3
1980-81	Russell Brown	27	166	6.1
1979-80	Russell Brown	27	200	7.4

<b>1978-79</b>	<b>Russell Brown</b>	<b>27</b>	<b>247</b>	<b>9.1</b>
1977-78	Russell Brown	26	197	7.6
1976-77	Gary Harrison	27	128	4.7
1975-76	Jim Rappis	31	105	3.5
1974-75	Gilbert Myles	26	136	5.5
1973-74	Eric Money	20	110	5.5
1972-73	Eric Money	26	96	3.7
1951-52	Roger Johnson	27	86	3.2
1950-51	Leo Johnson	30	146	4.9

## Steals

Year	Player	G	Steals	Avg.
2001-02	Jason Gardner	34	53	1.6
2000-01	Gilbert Arenas	36	65	1.8
1999-2000	Gilbert Arenas	34	71	2.1
<b>1998-99</b>	<b>Jason Terry</b>	<b>29</b>	<b>80</b>	<b>2.8</b>
1997-98	Mike Bibby	35	84	2.4
1996-97	Jason Terry	34	85	2.5
1995-96	Reggie Geary	33	67	2.0
1994-95	Damon Stoudamire	30	52	1.7
1993-94	Khalid Reeves	35	64	1.8
1992-93	Damon Stoudamire	28	45	1.6
1991-92	Khalid Reeves	30	50	1.7
1990-91	Matt Muehlebach	35	58	1.7
1989-90	Matt Muehlebach	32	41	1.3
1988-89	Ken Lofton	33	67	2.0
1987-88	Ken Lofton	38	60	1.6
1986-87	Ken Lofton	30	55	1.8
1985-86	Steve Kerr	32	52	1.6
1984-85	Eddie Smith	31	37	1.2
1983-84	Eddie Smith	28	46	1.6
1982-83	Puntus Wilson	28	44	1.6
1981-82	Greg Cook	27	43	1.6
1980-81	John Smith	27	48	1.8
1979-80	Russell Brown	27	46	1.7
1978-79	Russell Brown	27	50	1.9
1977-78	Russell Brown	26	38	1.5
1976-77	Herman Harris	27	45	1.7
1975-76	Herman Harris	27	34	1.3

## Blocked Shots


Year	Name	G	Blk	Avg.
2001-02	Channing Frye	34	50	1.5
2000-01	Loren Woods	29	84	2.9
<b>1999-2000</b>	<b>Loren Woods</b>	<b>26</b>	<b>102</b>	<b>3.9</b>
1998-99	A.J. Bramlett	29	37	1.3
1997-98	A.J. Bramlett	35	36	1.0
1996-97	Bennett Davison	34	33	0.9
1995-96	Reggie Geary	33	24	0.7
1994-95	Joseph Blair	28	31	1.1
1993-94	Joseph Blair	35	37	1.1
1992-93	Ed Stokes	28	37	1.3
1991-92	Ed Stokes	31	41	1.3
1990-91	Sean Rooks	35	43	1.2
1989-90	Ed Stokes	29	49	1.7
1988-89	Anthony Cook	33	84	2.5
1987-88	Anthony Cook	38	75	2.0
1986-87	Anthony Cook	30	69	2.3
1985-86	Anthony Cook	32	50	1.6
1984-85	Pete Williams	31	21	0.7
1983-84	Pete Williams	28	20	0.7
1982-83	Frank Smith	28	23	0.8
1981-82	Frank Smith	27	25	0.9
1980-81	Frank Smith	27	20	0.7
1979-80	Frank Smith	27	16	0.6
1978-79	Larry Demic	27	22	0.8
1977-78	Larry Demic	26	42	1.6
1976-77	Bob Elliott	26	29	1.1
1975-76	Bob Elliott	27	16	0.6



Jason Terry



Russell Brown



Bennett Davison



## Regular Starting Lineups Under Lute Olson

### 2001-02 (ppg/rpg/apg)

F Luke Walton, Jr., 15.7/7.3/6.3  
 F Rick Anderson, Jr., 12.4/7.2/1.5  
 C Channing Frye, Fr., 9.5/6.3/1.5 bpg  
 G Salim Stoudamire, Fr., 12.8/2.1/1.1  
 G Jason Gardner, Jr., 20.4/2.9/4.6

### 2000-01 (ppg/rpg/apg)

F Richard Jefferson, Jr., 11.3/5.4/2.7  
 F Michael Wright, Jr., 15.6/7.8/0.3  
 C Loren Woods, Sr., 13.2/6.5/2.1 bpg  
 G Gilbert Arenas, So., 16.6/3.6/2.3  
 G Jason Gardner, So., 10.9/3.0/4.1

### 1999-2000

F Richard Jefferson, So., 11.0/4.4/2.8  
 or Luke Walton, Fr., 5.7/4.1/3.9  
 F Michael Wright, So., 15.5/8.7/0.6  
 C Loren Woods, Jr., 15.6/7.5/3.9 bpg  
 G Gilbert Arenas, Fr., 15.4/4.1/2.1  
 G - Jason Gardner, Fr., 12.6/3.7/4.8

### 1998-99

F Richard Jefferson, Fr., 11.3/4.8/2.9  
 F Michael Wright, Fr., 13.9/8.8/0.3  
 C A.J. Bramlett, Sr., 14.2/9.4/1.2  
 G Ruben Douglas, Fr., 8.0/2.1/2.0  
 G Jason Terry, Sr., 21.9/3.3/5.5

### 1997-98

F Michael Dickerson, Sr., 18.0/4.5/1.7  
 F Bennett Davison, Sr., 7.6/6.7/0.7  
 C A.J. Bramlett, Jr., 10.4/7.4/1.1  
 G Miles Simon, Sr., 17.2/3.5/4.7  
 G Mike Bibby, So., 17.2/3.0/5.7

### 1996-97

F Micheal Dickerson, Jr., 18.9/4.5/1.5  
 F Bennett Davison, Jr., 9.7/6.4/0.9  
 C A.J. Bramlett, So., 8.1/6.9/0.6  
 G Miles Simon, Jr., 18.4/4.1/4.2  
 or Jason Terry, So., 10.6/2.7/4.4  
 G Mike Bibby, Fr., 13.5/3.2/5.2

### 1995-96

F Ben Davis, Sr., 14.2/9.5/0.7  
 F Corey Williams, Sr., 11.9/4.7/0.7  
 or Joseph Blair, Sr., 14.7/8.9/2.1  
 F Joe McLean, Sr., 9.3/3.0/1.2  
 or Michael Dickerson, So., 11.9/3.5/1.8  
 G Miles Simon, So., 13.2/4.0/4.1  
 G Reggie Geary, Sr., 9.8/3.6/7.0

### 1994-95

F Ray Owes, Sr., 15.1/8.1/0.5  
 F/G Corey Williams, Jr., 6.8/4.1/1.3  
 C Joseph Blair, Jr., 12.0/7.0/0.9  
 G Reggie Geary, Jr., 6.2/3.2/3.6  
 G Damon Stoudamire, Sr., 22.8/4.3/7.3

### 1993-94

F Ray Owes, Jr., 12.9/8.1/0.7  
 F Joseph Blair, So., 10.1/7.2/1.1 bpg  
 G Khalid Reeves, Sr., 24.2/4.3/2.9  
 G Reggie Geary, So., 7.4/3.7/3.5  
 G Damon Stoudamire, Jr., 18.3/4.5/5.9

### 1992-93

F Chris Mills, 20.4/7.9/1.9  
 F Ray Owes, So., 7.6/5.1/0.7  
 C Ed Stokes, Sr., 11.5/7.7/1.3 bpg  
 G Khalid Reeves, Jr., 12.2/3.5/2.9  
 G Damon Stoudamire, So., 11.0/4.1/5.7

### 1991-92

F Sean Rooks, Sr., 16.3/6.9/1.7  
 F Chris Mills, Jr., 16.3/7.9/2.4  
 C Ed Stokes, Jr., 7.6/5.1/1.4 bpg  
 or Wayne Womack, Jr., 7.4/6.5/0.8 bpg  
 G Khalid Reeves, So., 13.9/3.2/3.7  
 G Matt Othick, Sr., 10.5/2.5/5.2

### 1990-91

F Chris Mills, So., 15.6/6.2/1.8  
 F/C Sean Rooks, Jr., 11.9/5.7/1.2  
 F/C Brian Williams, Jr., 14.0/7.8/1.1 bpg  
 G Matt Muehlebach, Sr., 10.1/2.9/4.6  
 G Matt Othick, 7.8/2.4/5.2

### 1989-90

F Jud Buechler, Sr., 14.9/8.3/4.0  
 F Brian Williams, So., 10.6/5.7/1.3 bpg  
 F Ed Stokes, Fr., 8.0/4.6/1.7  
 or Wayne Womack, Fr., 6.8/3.9/0.7  
 G Matt Muehlebach, Jr., 11.3/2.9/5.7  
 or Harvey Mason, Sr., 4.0/1.3/1.9  
 G Matt Othick, So., 8.7/2.1/4.4

### 1988-89

F Sean Elliott, Sr., 22.3/7.2/4.1  
 F Anthony Cook, Sr., 17.5/7.2/2.5 bpg  
 F Jud Buechler, Jr., 11.0/6.6/1.5  
 G Ken Lofton, Sr., 5.5/1.8/4.1  
 G Matt Muehlebach, So., 7.6/2.2/3.1  
 or Harvey Mason, Jr., 4.5/1.4/1.3

### 1987-88

F Sean Elliott, Jr., 19.6/5.8/3.6  
 F Anthony Cook, Jr., 13.9/7.1/2.0 bpg  
 C Tom Tolbert, Sr., 14.1/5.8/0.7  
 G Steve Kerr, Sr., 12.6/2.0/3.9  
 G Craig McMillan, 6.5/1.7/3.5

### 1986-87

F Sean Elliott, So., 19.3/6.0/3.6  
 F Anthony Cook, So., 9.7/7.2/2.3 bpg  
 C Tom Tolbert, Jr., 18.8/6.2/0.9  
 G Craig McMillan, Jr., 12.9/3.4/3.5  
 G Ken Lofton, So., 6.4/2.0/3.2

### 1985-86

F Sean Elliott, Fr., 15.6/5.3/2.2  
 F Anthony Cook, Fr., 6.1/4.3/1.6 bpg  
 C John Edgar, Sr., 11.1/7.3/1.0 bpg  
 G Steve Kerr, Jr., 14.4/3.2/4.2  
 G Craig McMillan, So., 11.8/2.7/4.3

### 1984-85

F Eddie Smith, Sr., 16.1/6.6/1.7  
 F Morgan Taylor, Sr., 8.2/3.2/0.5  
 or Craig McMillan, Fr., 5.5/1.4/1.6  
 C Pete Williams, Sr., 12.5/8.5/1.2  
 G Steve Kerr, So., 10.0/2.4/4.0  
 G Brock Brunkhorst, Sr., 9.5/2.0/5.2

### 1983-84

F Eddie Smith, Jr., 13.2/7.4/1.4  
 F David Haskin, So., 4.2/2.6/0.6  
 or Keith Jackson, Jr., 3.9/2.6/0.4  
 C Pete Williams, Jr., 14.5/9.9/0.6  
 G Michael Tait, Fr., 7.1/1.5/2.7  
 G Brock Brunkhorst, Jr., 7.7/1.9/3.5

## Arizona In Overtime

	Home	Road	Neutral	Total
Triple Overtime	2-1	0-0	0-0	2-1
Double Overtime	4-2	1-1	0-0	5-3
Single Overtime	9-14	13-19	5-1	27-34
<b>Totals</b>	<b>15-17</b>	<b>14-20</b>	<b>5-1</b>	<b>34-38</b>

## Coaches' Records

Fred A. Enke	4-11
Bruce Larson	5-7
Fred Snowden	10-6
Ben Lindsey	0-1
Lute Olson	15-13

## Three Overtimes

Date	Opponent	Result
2/3/1965	Bradley	W, 85-83
12/20/1965	Colorado	L, 73-77
2/23/1973	Utah	W, 101-95

## Two Overtimes

Date	Opponent	Result
2/20/1926	at USC	L, 28-30
2/4/1966	New Mexico	W, 83-77
12/4/1979	Midwestern	W, 93-85
1/12/1986	California	W, 79-72
1/22/1987	California	L, 81-82
2/24/1991	Duke	W, 103-96
3/2/1995	at Washington State	W, 114-111
3/11/1995	Arizona State	L, 98-103

## Single Overtime

Date	Opponent	Result
1/15/1927	at USC	L, 21-26
2/2/1928	vs. Coggins	W, 39-38
1/16/1931	Tucson Sporting Goods	L, 30-31
1/17/1931	Tucson Sporting Goods	W, 32-28
1/28/1933	New Mexico State	L, 36-38
2/2/1937	New Mexico	L, 30-32
1/28/1946	at Northern Arizona	L, 53-54
2/28/1949	at UTEP	L, 69-70
3/6/1953	at Hardin-Simmons	L, 61-67
3/2/1955	Arizona State	L, 103-104
12/21/1955	Memphis State	L, 92-98
2/13/1956	UTEP	L, 84-85
1/28/1957	at Northern Arizona	W, 103-93
12/27/1960	at UC-Santa Barbara	W, 80-75
1/13/1962	at UTEP	L, 56-57
1/5/1963	at New Mexico State	W, 63-59
1/11/1963	Utah	L, 50-52
1/7/1965	at Wyoming	W, 62-60
12/30/1965	Seattle	L, 74-79
2/10/1966	at UTEP	L, 72-81
12/9/1967	at UTEP	L, 66-67
12/7/1968	at Texas Tech	W, 85-80
2/22/1969	Wyoming	L, 67-68
12/16/1972	Northern Illinois	W, 91-90
1/4/1975	at Texas Tech	W, 62-61
1/10/1975	at Utah	L, 74-75
2/14/1976	at Brigham Young	L, 74-79
2/20/1976	New Mexico	W, 67-65
3/18/1976	vs. Nevada-Las Vegas	W, 114-109
3/5/1977	at Arizona State	L, 89-95
2/4/1978	at Arizona State	L, 64-69
11/27/1978	at Northwestern	W, 83-80
2/10/1979	Oregon	W, 69-67
1/31/1980	Stanford	W, 95-88
2/7/1981	Washington	W, 68-66
1/8/1981	Washington	L, 57-60
2/13/1981	USC	L, 59-60
2/24/1983	at Oregon	L, 57-63
12/27/1983	vs. Texas Tech	W, 51-49
12/28/1983	at UTEP	L, 49-51
2/23/1984	Oregon	W, 75-67
1/18/1986	at Miami, Fla.	W, 81-74
1/23/1986	Oregon State	W, 63-62
1/30/1986	at Washington State	L, 63-65
1/3/1987	at Oregon	L, 54-55
3/6/1987	vs. Oregon	L, 63-72
3/13/1987	UTEP (NCAA)	L, 91-98
2/20/1988	at UCLA	W, 78-76
1/2/1990	California	W, 71-70
2/10/1991	at UCLA	W, 105-94
1/14/1995	at Stanford	W, 89-83
2/1/1996	Washington	L, 79-80
12/21/1996	at Michigan	L, 71-73
1/18/1997	at UCLA	L, 78-84
3/23/1997	vs. Providence	W, 96-92
3/31/1997	vs. Kentucky	W, 84-79
3/5/1998	at USC	L, 90-91
11/28/1999	at Brigham Young	W, 78-74
2/15/2001	at UCLA	L, 77-79
1/26/2002	Connecticut	L, 98-100
2/2/2002	at Stanford	W, 88-82

## Miscellaneous Records



### Composite Pacific-10 Conference Standings, 1978-present

	Years	Overall			Pac-10		
		W	L	Pct.	W	L	Pct.
UCLA	1978-2002	532	213	.714	308	124	.713
<b>ARIZONA</b>	<b>1978-2002</b>	<b>528</b>	<b>226</b>	<b>.700</b>	<b>294</b>	<b>138</b>	<b>.681</b>
Stanford	1978-2002	432	289	.599	225	207	.521
Oregon State	1978-2002	385	308	.556	219	213	.507
California	1978-2002	384	325	.542	196	236	.454
Arizona State	1978-2002	379	329	.535	200	232	.463
USC	1978-2002	363	335	.520	202	230	.468
Washington	1978-2002	351	347	.503	190	242	.440
Oregon	1978-2002	351	368	.488	178	254	.412
Washington State	1978-2002	333	360	.481	160	272	.370

### Composite Western Athletic Conference Standings, 1962-78

	Years	Overall			WAC		
		W	L	Pct.	W	L	Pct.
New Mexico	1962-78	288	139	.674	107	89	.546
Texas-El Paso	1969-78	147	86	.631	66	60	.524
Utah	1962-78	270	162	.625	109	87	.556
<b>ARIZONA</b>	<b>1962-78</b>	<b>241</b>	<b>184</b>	<b>.567</b>	<b>98</b>	<b>98</b>	<b>.500</b>
Arizona State	1962-78	237	192	.552	99	97	.505
Brigham Young	1962-78	231	192	.546	105	91	.536
Colorado State	1969-78	124	106	.539	57	69	.452
Wyoming	1962-78	221	214	.508	73	123	.372

### Composite Border Conference Standings, 1931-61\*

	Years	Overall			Border		
		W	L	Pct.	W	L	Pct.
Texas Tech	1931-39, '41-56	306	203	.601	176	101	.635
<b>ARIZONA</b>	<b>1931-61</b>	<b>398</b>	<b>275</b>	<b>.591</b>	<b>231</b>	<b>144</b>	<b>.616</b>
Arizona State	1931-61	302	216	.583	186	205	.476
New Mexico State	1931-61	366	291	.557	183	182	.501
West Texas State	1941-61	233	188	.553	135	98	.579
New Mexico	1931-51	183	207	.469	134	156	.462
Northern Arizona	1931-53	177	215	.452	124	163	.432
Hardin-Simmons	1941-61	197	253	.438	94	142	.398
Texas-El Paso	1935-61	232	302	.434	130	196	.399

\* Does not include 1942-43 and 1943-44 seasons. No official conference championship was awarded due to World War II travel restrictions.

## Miscellaneous Records

### Combined Score

- 227 at New Mexico 129, Arizona 98,  
1/26/1979  
at Utah 121, Arizona 106, 1/19/1974
- 226 Arizona 127, Arizona State 99, 1/15/1998
- 225 Arizona 114, at Wash. St. 111 (2ot),  
3/2/1995
- 223 Arizona 114, UNLV 109 (ot), 3/18/1976  
(NCAA)
- 220 at Illinois 113, Arizona 107, 11/28/1977
- 215 Arizona State 110, Arizona 105,  
2/17/1973
- 214 Arizona 119, Michigan 95, 12/30/1993  
Arizona 122, Utah 92, 2/23/1974

### Victory Margin

- 64 Robert Morris, 12/28/1996(118-54)
- 62 Morgan State, 11/20/1997 (115-53)
- 60 Saint Mary's, 12/2/2000 (101-41)  
Adams State, 12/8/1976 (115-55)
- 57 Northern Arizona, 2/2/1943 (84-28)
- 55 Idaho, 12/4/1976 (95-40)  
vs. Duquesne, 11/27/1987 (133-78)  
Washington, 12/20/1988 (116-61)
- 52 Eastern New Mexico, 12/13/1960  
(118-66)
- 51 Oregon, 1/30/1992 (104-53)
- 49 at New Mexico State, 1/10/1947 (86-37)  
at New Mexico State, 2/22/1946 (82-33)

### Defeat Margin

- 74 at Utah, 12/9/1955 (45-119)
- 53 at UCLA, 3/10/1983 (58-111)  
at Air Force, 2/28/1959 (62-115)
- 45 at UCLA, 12/11/1953 (45-90)
- 44 at California, 12/27/1958 (46-90)
- 43 vs. Ohio State, 12/29/1971 (47-90)



Salim Stoudamire

### Arizona's 100-Point Games (86)

Score	Opponent	Date	Score	Opponent	Date
133-78	vs. Duquesne	11/27/1987	105-85	Hawaii-Pacific	12/10/1986
127-99	Arizona State	1/15/1998	105-110	Arizona State	2/17/1973
125-87	Kansas State	12/30/1997	105-68	DePauw	1/4/1971
122-81	Northern Arizona	12/18/1991	104-65	Oregon	3/3/2001
122-80	Austin Peay	11/14/1990	104-56	at Oregon	2/27/1992
122-92	Utah	2/23/1974	104-53	Oregon	1/30/1992
119-95	Michigan	12/30/1993	104-71	Hawaii-Hilo	1/2/1986
119-80	Midwestern	12/1/1975	104-90	Brigham Young	2/18/1978
118-54	Robert Morris	12/28/1996	104-84	Cal State-Los Angeles	2/6/1960
118-90	Brigham Young	2/21/1974	103-82	Washington	3/2/1997
118-66	Eastern New Mexico	12/13/1960	103-80	Rutgers	12/30/1991
117-85	SMU	12/30/1976	103-65	at Oregon State	2/28/1991
116-80	Arizona State	2/18/1993	103-96	Duke (2ot)	2/24/1991
116-61	Washington	12/20/1988	103-68	at USC	2/18/1988
115-55	Adams State	12/8/1976	103-61	UC-Riverside	12/12/1980
114-111	at Washington State (2ot)	3/2/1995	103-85	Northern Illinois	11/29/1974
114-89	Nevada-Las Vegas	1/24/1978	103-93	at Northern Arizona (ot)	1/28/1957
114-109	Nevada-Las Vegas (NCAA) (ot)	3/18/1976	103-104	*Arizona State (ot)	3/2/1955
114-94	Portland State	1/27/1976	102-77	Iowa State	12/29/1990
113-85	Brigham Young	1/22/1977	102-64	UCLA	2/18/1989
112-81	Washington	2/5/1998	102-98	Utah	1/20/1977
111-83	Jackson State	12/14/1996	102-96	vs. Purdue	3/15/1975
111-98	at Oregon State	1/28/1995	102-88	Evansville	12/17/1968
111-84	Fordham	12/28/1993	101-76	Eastern Illinois (NCAA)	3/16/2001
110-91	at Washington	1/10/1998	101-41	Saint Mary's	12/2/2000
110-71	at Washington	12/20/1987	101-87	Gonzaga	11/29/2000
110-78	at San Diego State	12/4/1986	101-77	USC	2/15/1997
110-65	Pepperdine	12/23/1977	101-73	at Arizona State	2/27/1988
109-74	Arizona State	2/23/1989	101-69	Cal. State-Hayward	11/28/1980
108-76	Arizona State	1/10/1996	101-80	Idaho	12/13/1973
108-92	Butler	12/5/1970	101-79	San Diego State	12/11/1973
107-88	at Alaska-Anchorage	11/25/1994	101-80	Illinois	11/30/1973
107-68	USC	1/9/1992	101-95	Utah (3 ot)	2/23/1973
107-65	Oregon	3/9/1991	101-62	Hardin-Simmons	1/4/1962
107-75	San Francisco State	12/15/1984	100-86	Washington State	2/27/1997
107-88	New Mexico	12/22/1978	100-56	Oregon State	1/29/1994
107-113	at Illinois	11/28/1977	100-77	California	3/5/1992
107-97	Colorado State	2/28/1975	100-63	California	2/21/1991
106-79	Baylor	11/29/1993	100-64	at Northern Arizona	12/5/1990
106-82	Loyola-Chicago	12/28/1988	100-94	Brigham Young	2/24/1973
106-76	Detroit	1/10/1976	100-77	San Jose State	12/18/1970
106-121	at Utah	1/19/1974	100-77	at UTEP	2/27/1960
105-61	at USC	2/17/2001			
105-94	at UCLA (ot)	2/10/1991			

\* Arizona's first 100-point game

### 100-Point Notes

- UA is 82-4 in games in which it tops the 100-point plateau.
- UA has accomplished the feat 49 times in the Lute Olson Era.
- Most times accomplished in a season: 8 (1990-91)
- Opponents have scored 100 points against Arizona 43 times (six times under Lute Olson). The last time UA allowed 100 points came Jan. 26, 2002, in a 100-98 (ot) loss vs. Connecticut.

# Arizona in the Polls

2001-02 Week-By-Week			
	AP	USA	Today/ESPN
Preseason	--	--	--
Nov. 12	np		12
Nov. 19	8		7
Nov. 26	4		3
Dec. 3	7		8
Dec. 10	6		7
Dec. 17	11		10
Dec. 24	14		16
Dec. 31	15		14
Jan. 7	20		21
Jan. 14	15		18
Jan. 21	10		12
Jan. 28	19		18
Feb. 4	11		13
Feb. 11	9		10
Feb. 18	14		16
Feb. 25	14		14
March 4	15		14
March 11	7		8
Final	np		10

2000-01 Week-By-Week			
	AP	USA	Today/ESPN
Preseason	1		1
Nov. 13	1		np
Nov. 20	1		2
Nov. 27	5		5
Dec. 4	5		5
Dec. 11	7		6
Dec. 18	10		8
Dec. 25	12		10
Jan. 1	16		15
Jan. 8	21		20
Jan. 15	17		17
Jan. 22	12		13
Jan. 29	7		9
Feb. 5	11		10
Feb. 12	8		8
Feb. 19	8		8
Feb. 26	9		7
March 5	8		7
March 12	5		4
Final	np		2

1999-2000 Week-By-Week			
	AP	USA	Today/ESPN
Preseason	9		9
Nov. 15	10		9
Nov. 22	8		9
Nov. 29	4		4
Dec. 6	2		2
Dec. 13	4		3
Dec. 20	3		2
Dec. 27	5		4
Jan. 3	5		4
Jan. 10	2		2
Jan. 17	2		2
Jan. 24	5		4
Jan. 31	9		5
Feb. 7	7		7
Feb. 14	4		4
Feb. 21	4		4
Feb. 28	3		3
March 6	9		6
March 13	4		4

1998-99 Week-By-Week			
	AP	USA	Today/ESPN
Preseason	18		20
Nov. 16	12		20
Nov. 23	11		15
Nov. 30	13		13
Dec. 7	8		10
Dec. 14	T8		9
Dec. 21	8		9
Dec. 28	6		7
Jan. 5	8		11
Jan. 11	7		8
Jan. 18	9		11
Jan. 25	13		12
Feb. 1	10		11
Feb. 8	10		11
Feb. 15	8		10
Feb. 22	7		9
March 1	13		11
March 8	10		10

1997-98 Week-By-Week			
	AP	USA	Today/ESPN
Preseason	1		1
Nov. 17	1		1
Nov. 24	1		1
Dec. 1	4		4
Dec. 8	6		4
Dec. 15	5		5
Dec. 22	5		5
Dec. 29	8		6
Jan. 5	5		5
Jan. 12	5		5
Jan. 19	6		5
Jan. 26	6		6
Feb. 2	4		4
Feb. 9	3		4
Feb. 16	3		3
Feb. 23	2		2
March 2	2		2
March 9	4		4
Final	np		6

1996-97 Week-By-Week			
	AP	USA	Today/ESPN
Preseason	19		16
Nov. 18	19		16
Nov. 25	11		10
Dec. 2	15		13
Dec. 9	8		8
Dec. 16	6		6
Dec. 23	9		13
Dec. 30	9		13
Jan. 6	7		8
Jan. 13	6		7
Jan. 20	11		11
Jan. 27	10		10
Feb. 3	14		11
Feb. 10	11		11
Feb. 17	13		12
Feb. 24	15		12
March 3	12		11
March 10	15		13
April 1	np		1

1995-96 Week-By-Week			
	AP	USA	Today/ESPN
Preseason	--		25
Nov. 20	19		9
Nov. 27	4		4
Dec. 4	4		4
Dec. 11	4		4
Dec. 18	3		3
Dec. 25	9		8
Jan. 1	9		9
Jan. 8	18		16
Jan. 15	18		17
Jan. 22	13		12
Jan. 29	14		12
Feb. 5	16		15
Feb. 12	13		15
Feb. 19	13		14
Feb. 26	11		11
March 4	11		11

Under head coach Lute Olson, the University of Arizona has become a fixture in the men's college basketball rankings. Over the last 15 seasons, the Wildcats have been ranked in the nation's top 25 in every *Associated Press* poll but two: the preseason polls in 1995-96 and 2001-02. Interestingly, Arizona managed to leap into the top 10 with two weeks on both occasions and remain ranked for the remainder of the season.

Further, until being left out of the 2001-02 preseason poll, Arizona had been ranked in the polls for six straight seasons, covering 109 consecutive ranking periods, dating back to Nov. 20, 1996. Outside of those two early-season speedbumps, the Cats have been ranked by the AP in 253 consecutive polls released during the regular season only heading into the 2002-03 campaign.

Arizona's record in the coaches is even better. Since the 1989-90 season, the Wildcats have been ranked in 222 of 223 polls dating back to Dec. 4, 1990. The only break in that streak was also the 2001-02 preseason poll.

Arizona has been the No. 1 team in the country for 17 different polling periods, with the last coming on three consecutive occasions to open the 2000-01 season. The team's initial climb to No. 1 came Dec. 21, 1987 and also happened during the 1988-89, 1990-91, 1996-97 and 1997-98 seasons.

1994-95 Week-By-Week			
	AP	USA	Today/ESPN
Preseason	5		6
Nov. 21	5		6
Nov. 28	9		8
Dec. 5	8		8
Dec. 12	8		7
Dec. 19	7		6
Dec. 26	10		9
Jan. 2	9		8
Jan. 9	13		9
Jan. 16	11		11
Jan. 23	12		10
Jan. 30	12		12
Feb. 6	9		8
Feb. 13	12		10
Feb. 20	13		9
Feb. 27	12		10
March 6	12		11
March 13	15		13
April 5	np		25

1993-94 Week-By-Week			
	AP	USA	Today/ESPN
Preseason	18		20
Nov. 22	19		20
Nov. 29	19		12
Dec. 6	14		14
Dec. 13	13		12
Dec. 20	13		12
Dec. 27	12		13
Jan. 3	9		9
Jan. 10	6		6
Jan. 17	9		9
Jan. 24	13		11
Jan. 31	12		9
Feb. 7	16		15
Feb. 14	15		15
Feb. 21	9		11
Feb. 28	8		7
March 7	7		6
March 14	9		10
April 5	np		3

1992-93 Week-By-Week			
	AP	USA	Today/ESPN
Preseason	10		np
Nov. 23	10		10
Nov. 30	9		9
Dec. 7	14		12
Dec. 14	14		10
Dec. 21	14		12
Dec. 28	22		17
Jan. 4	20		17
Jan. 11	12		12
Jan. 18	11		12
Jan. 25	8		8
Feb. 1	8		7
Feb. 8	5		7
Feb. 15	4		6
Feb. 22	4		4
March 1	3		3
March 8	5		7
March 15	6		5
April 6	--		12

1991-92 Week-By-Week			
	AP	USA	Today/ESPN
Preseason	5		np
Nov. 25	3		np
Dec. 2	3		5
Dec. 9	3		3
Dec. 16	2		3
Dec. 23	6		6
Dec. 30	6		6
Jan. 6	6		6
Jan. 13	7		6
Jan. 20	11		10
Jan. 27	9		9
Feb. 3	7		8
Feb. 10	7		7
Feb. 17	5		5
Feb. 24	5		6
March 2	4		4
March 9	2		3
March 16	10		7

1990-91 Week-By-Week			
	AP	USA	Today/ESPN
Preseason	3		2
Nov. 26	2		1
Dec. 3	2		2
Dec. 10	4		4
Dec. 17	4		4
Dec. 24	4		4
Dec. 31	4		4
Jan. 7	6		6
Jan. 14	6		6
Jan. 21	5		5
Jan. 28	6		6
Feb. 4	5		5
Feb. 11	6		6
Feb. 18	9		8
Feb. 25	7		5
March 4	9		7
March 11	8		7

1989-90 Week-By-Week			
	AP	USA	Today/ESPN
Preseason	6		6
Nov. 27	2		3
Dec. 4	20		17
Dec. 12	20		--
Dec. 18	22		--
Dec. 26	21		16
Jan. 1	19		19
Jan. 8	18		19
Jan. 15	23		--
Jan. 22	19		--
Jan. 29	23		--
Feb. 5	22		--
Feb. 12	20		--
Feb. 19	21		--
Feb. 26	23		--
March 5	15		16
March 12	14		12

1988-89 Week-By-Week			
	AP	USA	Today/ESPN
Preseason	11		11
Nov. 21	10		10
Nov. 28	11		9
Dec. 5	10		10
Dec. 12	9		9
Dec. 19	9		9
Dec. 26	8		8
Jan. 2	8		7
Jan. 9	12		10
Jan. 16	9		7
Jan. 23	6		5
Jan. 30	4		3
Feb. 6	1		1
Feb. 13	2		2
Feb. 20	2		2
Feb. 27	1		1
March 6	1		1
March 13	1		1


1987-88 Week-By-Week			
	AP	USA	Today/ESPN
Preseason	17		10
Nov. 30	9		7
Dec. 7	4		2
Dec. 14	2		2
Dec. 21	1		2
Dec. 28	1		1
Jan. 4	3		4
Jan. 11	1		1
Jan. 18	1		1
Jan. 25	1		1
Feb. 1	1		1
Feb. 8	3		3
Feb. 15	3		2
Feb. 22	3		3
Feb. 29	3		3
March 7	3		3
March 14	2		2

Previous Rankings			
<b>1984-85:</b>	Feb. 26;	19th AP,	
		17th UPI	
<b>1976-77:</b>	Jan. 11;	10th AP	
<b>1975-76:</b>	Final poll;	15th AP,	
		12th UPI	
<b>1974-75:</b>	Jan. 7;	10th AP	
<b>1973-74:</b>	Dec. 25;	12th AP	
<b>1964-65:</b>	Feb. 2;	14th AP	
<b>1950-51:</b>	Final poll;	12th AP,	
		12th UPI	
<b>1949-50:</b>	Final poll;	15th AP	

# Retired Jerseys

## 32 • Sean Elliott

Jersey retired March 9, 1996



Inside or outside, Sean Elliott did it all ... He spearheaded a program that won 105 games in four years ... Ranks 32nd on the NCAA career scoring list with 2555 career points ... 1989 Wooden Award winner as college basketball's Player of the Year ... Also earned Player-of-the-Year honors from *Associated Press*, Kodak (NABC), CBS-TV, *Basketball Times*, *Basketball Weekly*, *Hoop Scoop* and *All-Star Sports Report* ... Top vote-getter in the 1989 AP All-America balloting and a repeat first-team selection ... Also

repeated as a *UPI*, NABC, Wooden Award panel and *The Sporting News* first-team All-America ... Pac-10 Player of the Year in 1988 and 1989 ... Arizona's first regular season league scoring champion ... The only player in school history to lead the team in scoring for four consecutive seasons ... Finished his career as the UA and Pac-10 career scoring leader ... Passed Lew Alcindor's conference mark with 35 against UCLA on Feb. 18 ... 1988 and 1989 Pac-10 Tournament Most Outstanding Player ... USBWA all-District 8 and NABC all-District 15 in 1989 ... The first Arizona player to tally 700 points in a season (accomplished twice) and has two of the top three single-season scoring totals in UA history ... Posted a scoring average progression of 15.6, 19.3, 19.6, and 22.3 from freshman to senior campaigns ... Scored in double figures in 108 consecutive games and in 128 of 133 career games ... In 1988, scored 30 or more points six times and 20 or more 22 times ... Finished as the career record holder with 140 treys ... Collected 14 double-doubles over his last two seasons of play ... A two-time Pac-10 Player of the Week as a senior, and earned the accolade six times in his career ... Finished his career as Arizona's No. 6 career rebounder (808 rebounds) and still ranks eighth in that category ... His prep alma mater, Tucson's Cholla High School, renamed its gym "Sean Elliott Gymnasium" on April 12, 1989 ... Was the third overall pick in the 1989 NBA Draft by the San Antonio Spurs ... NBA Champion in 1999 ... Inducted in 2002 as a charter member of the Pac-10's Hall of Honor.



### Sean Elliott's Career Statistics

Year	GP-GS	FG-FGA	Pct.	3FG-FGA	Pct.	FT-FTA	Pct.	Reb.-Avg.	A	Bl	St	Pts.-Avg.
1985-86	32-32	187-385	.486			127-167	.760	171-5.3	70	8	22	499-15.6
1986-87	30-30	209-410	.510	33-89	.371	127-165	.770	181-6.0	110	6	21	578-19.3
1987-88	38-38	263-461	.570	41-87	.471	176-222	.793	219-5.8	137	15	28	743-19.6
1988-89	33-33	237-494	.480	66-151	.437	195-232	.841	237-7.2	134	9	32	735-22.3
<b>Totals</b>	<b>133-133</b>	<b>896-1750</b>	<b>.512</b>	<b>140-327</b>	<b>.428</b>	<b>623-786</b>	<b>.793</b>	<b>808-6.1</b>	<b>451</b>	<b>38</b>	<b>103</b>	<b>2555-19.2</b>

## 25 • Steve Kerr

Jersey retired Jan. 9, 1999



A second-team Associated Press All-America pick in 1988 ... Third-team selection by the NABC ... All-NCAA West Regional ... All-District 8 and all-Pac-10 ... Pac-10 All-Academic team in 1988 ... Shot .573 from the floor from three-point range as a senior (114-of-199) Committed only 36 turnovers in 38 games as a senior ... Ended his career with an NCAA record with a .573 three-point shooting percentage with a minimum of 100 made ... Averaged only five three-point attempts per game ... Closed his career ranked No.

4 on the UA career field goal percentage list (.521), almost all from outside ... Career free throw percentage of .815 still ranks fourth on the UA charts ... Pac-10 season record holder with 114 treys in 1988 ... Hit his first seven shots (6 treys) at Arizona State for 20 first-half points on Feb. 27, 1988 ... Earned a spot on the Pac-10 all-Tournament team ... Broke league three-point field goal percentage mark as a senior ... Said teammate Sean Elliott, "Steve is like having a coach on the floor, but he has more physical ability than Lute." ... Back-to-back Pac-10 Player of the Week on Dec 7-20, 1988

... One of UA's finest shooters, Kerr finished his career ranked No. 5 on the Arizona career scoring list (1,445 points) and still ranks 14th in that category ... Garnered first team all-Pac-10 honors as a junior in 1985-86 ... Injured his right knee in Madrid, Spain, in July 1986 during the semifinal of the 1986 World Championships and missed the 1997 season as a redshirt ... A Pac-10 All-Academic pick as a junior ... A two-time all-Great Alaska Shootout team (1986/1988) ... All-Fiesta



Bowl Classic honors in 1985 and 1987, earning the tournament's first MVP award in 1985 ... Participated in the 1988 U.S. Olympic team trials ... A second round pick of the Phoenix Suns in the 1988 NBA Draft ... Has four NBA Championship rings to his credit (Chicago 1996-98, San Antonio 1999).

### Steve Kerr's Career Statistics

Year	GP-GS	FG-FGA	Pct.	3FG-FGA	Pct.	FT-FTA	Pct.	Reb.-Avg.	A	Bl	St	Pts.-Avg.		
1983-84	28-1	81-151	.516			36-52	.692	33-1.2	35	1	9	198-7.1		
1984-85	31-30	126-222	.568			57-71	.803	73-2.4	123	4	19	309-10.0		
1985-86	32-32	195-361	.540			71-79	.899	101-3.2	135	1	52	461-14.4		
1986-87	Redshirt													
1987-88	38-38	151-270	.559			114-199	.573	61-74	.824	76-2.0	150	2	44	477-12.6
<b>Totals</b>	<b>129-101</b>	<b>553-1004</b>	<b>.551</b>	<b>114-199</b>	<b>.573</b>	<b>225-276</b>	<b>.815</b>	<b>283-2.2</b>	<b>443</b>	<b>8</b>	<b>124</b>	<b>1445-11.2</b>		


## Wildcat All-Americans



**Roger Johnson**  
1951 • Guard  
Tucson, Ariz.



**Bob Elliott**  
1976, '77 • Center  
Ann Arbor, Mich.



**Sean Elliott**  
1988, '89 • Forward  
Tucson, Ariz.



**Steve Kerr**  
1988 • Guard  
Pacific Palisades, Calif.




**Chris Mills**  
1991, '92, '93 • Forward  
Los Angeles, Calif.




**Brian Williams**  
1991 • Forward  
Santa Monica, Calif.




**Sean Rooks**  
1992 • Center  
Fontana, Calif.



**Khalid Reeves**  
1994 • Guard  
Queens, N.Y.




**Damon Stoudamire**  
1994, '95 • Guard  
Portland, Ore.



**Michael Dickerson**  
1997, '98 • Forward  
Seattle, Wash.



**Mike Bibby**  
1998 • Guard  
Phoenix, Ariz.




**Miles Simon**  
1998 • Forward  
Fullerton, Calif.




**Jason Terry**  
1999 • Guard  
Seattle, Wash.




**Jason Gardner**  
2000, '01, '02 • Guard  
Indianapolis, Ind.



**Loren Woods**  
2000, '01 • Center  
St. Louis, Mo.



**Michael Wright**  
2000, '01 • Forward  
Chicago, Ill.



**Gilbert Arenas**  
2001 • Guard  
North Hollywood, Calif.



**Luke Walton**  
2002 • Forward  
San Diego, Calif.

# Awards & Honors

## NCAA All-Final Four Team

1987-88 Sean Elliott  
 1996-97 Miles Simon (MOP)  
 Mike Bibby  
 2000-01 Richard Jefferson  
 Loren Woods

## NCAA All-Regional

1975-76 Jim Rappis (West)  
 1987-88 Sean Elliott (West)  
 Tom Tolbert (West)  
 1990-91 Brian Williams (West)  
 1993-94 Khalid Reeves (West MOP)  
 Damon Stoudamire (West)  
 1996-97 Miles Simon (Southeast MOP)  
 Mike Bibby (Southeast)  
 1997-98 Mike Bibby (West)  
 2000-01 Gilbert Arenas (Midwest, MOP)  
 Jason Gardner (Midwest)  
 Richard Jefferson (Midwest)  
 Loren Woods (Midwest)

## Pacific-10 Conference Player of the Year

1987-88 Sean Elliott  
 1988-89 Sean Elliott  
 1992-93 Chris Mills  
 1994-95 Damon Stoudamire (co-selection)  
 1997-98 Mike Bibby  
 1998-99 Jason Terry

## Pacific-10 Conference Freshman of the Year

1985-86 Sean Elliott  
 1996-97 Mike Bibby  
 1998-99 Michael Wright  
 2001-02 Salim Stoudamire

## All-Pacific-10 Conference

1978-79 Larry Demic, C  
 Joe Nehls, G (2nd)  
 Russell Brown, G (hm)  
 1979-80 Joe Nehls, G  
 1980-81 Ron Davis, G  
 1981-82 Frank Smith, F (hm)  
 1983-84 Pete Williams, C  
 1984-85 Pete Williams, C  
 Eddie Smith, F  
 Brock Brunkhorst, G (hm)  
 1985-86 Steve Kerr, G  
 1986-87 Sean Elliott, F  
 1987-88 Sean Elliott, F  
 Steve Kerr, G  
 Anthony Cook, C  
 Sean Elliott, F  
 Anthony Cook, C  
 1988-89 Sean Elliott, F  
 Anthony Cook, C  
 1989-90 Jud Buechler, F  
 1990-91 Brian Williams, F  
 1991-92 Chris Mills, F  
 Sean Rooks, C  
 1992-93 Chris Mills, F  
 Damon Stoudamire, G  
 1993-94 Khalid Reeves, G

1994-95 Damon Stoudamire, G  
 Damon Stoudamire, G  
 Ray Owes, F  
 Joseph Blair, C (hm)  
 1995-96 Ben Davis, F/C  
 Reggie Geary, G  
 Miles Simon, G (hm)  
 1996-97 Michael Dickerson, F  
 Mike Bibby (hm)  
 Miles Simon (hm)  
 1997-98 Mike Bibby, G  
 Michael Dickerson, F  
 Miles Simon, G  
 1998-99 Jason Terry, G  
 A.J. Bramlett, C  
 Michael Wright, F  
 Michael Wright, F  
 Loren Woods, C  
 Jason Gardner, G  
 Gilbert Arenas, G (hm)  
 2000-01 Gilbert Arenas, G  
 Michael Wright, F  
 2001-02 Jason Gardner, G  
 Luke Walton, F

## 2001-02 Pac-10 All-Freshman

1981-82 Brock Brunkhorst, G  
 1983-84 Michael Tait, G  
 1985-86 Sean Elliott, F  
 1988-89 Sean Rooks, C  
 Matt Othick, G  
 1990-91 Khalid Reeves, G  
 1991-92 Damon Stoudamire, G  
 1994-95 Miles Simon, G (hm)  
 1995-96 A.J. Bramlett, F (hm)  
 Jason Terry, G (hm)  
 1996-97 Mike Bibby, G  
 1998-99 Micheal Wright, F  
 Richard Jefferson, F  
 Ruben Douglas, G (hm)  
 1999-2000 Jason Gardner, G  
 Gilbert Arenas, G  
 Luke Walton, F (hm)  
 2001-02 Salim Stoudamire, G  
 Channing Frye, C

## Pacific-10 Conference All-Academic

1978-79 Joe Nehls, G  
 1979-80 Joe Nehls, G  
 1981-82 Jack Magno, F  
 1985-86 Steve Kerr, G  
 1987-88 Steve Kerr, G  
 1988-89 Matt Muehlebach, G  
 1989-90 Matt Muehlebach, G  
 1990-91 Matt Muehlebach, G  
 1993-94 Kevin Flanagan, F  
 1999-2000 Josh Pastner, G (2nd)  
 2000-01 Eugene Edgeron, F

## Pacific-10 Conference Coach of the Year

1986 Lute Olson  
 1987 Lute Olson  
 1989 Lute Olson  
 1993 Lute Olson  
 1994 Lute Olson  
 1998 Lute Olson

## Pacific-10 Conference All-Tournament

1988 Sean Elliott (MVP)  
 Tom Tolbert  
 Steve Kerr  
 1989 Sean Elliott (MVP)  
 Anthony Cook  
 Jud Buechler  
 1990 Jud Buechler (co-MVP)  
 Matt Muehlebach (co-MVP)  
 2002 Luke Walton (MOP)  
 Jason Gardner  
 Salim Stoudamire

## National Honors

### National Player of The Year

1988-89 **Sean Elliott** (Wooden Award, AP, Kodak/NABC, Chevrolet/CBS-TV, Basketball Times, Basketball Weekly, Lapchick Trophy/Hall of Fame, Hoop Scoop, All-Star Sports Report)  
 1998-99 **Jason Terry** (Sports Illustrated, CBS/Chevrolet, Rawlings/Basketball Times)

### National Freshman of the Year

1996-97 **Mike Bibby** (Basketball Weekly)  
 1999-2000 **Jason Gardner** (Basketball Times, USBWA, ESPN.com)

### All-America

1950-51 **Roger Johnson** (3rd, Helms Foundation)  
 1975-76 **Bob Elliott** (3rd, Basketball Weekly; Helms Foundation/Citizen's Savings)  
 1976-77 **Bob Elliott** (Helms Foundation/Citizen's Savings)  
 1987-88 **Sean Elliott** (Consensus)  
**Steve Kerr** (2nd, Associated Press; 3rd, NABC)  
 1988-89 **Sean Elliott** (Consensus)  
 1990-91 **Chris Mills** (HM, Associated Press)  
**Brian Williams** (HM, Associated Press)  
 1991-92 **Chris Mills** (HM, Associated Press)  
**Sean Rooks** (HM, Associated Press)  
 1992-93 **Chris Mills** (2nd, Basketball Weekly; 3rd, Basketball Times, NABC, Associated Press, UPI)  
 1993-94 **Khalid Reeves** (1st, John Wooden; 2nd, Associated Press, The Sporting News, USBWA, Basketball Weekly; 3rd, NABC)  
**Damon Stoudamire** (HM, Associated Press, Basketball Weekly, USBWA)  
 1994-95 **Damon Stoudamire** (Consensus)  
 1996-97 **Michael Dickerson** (HM, Associated Press)  
 1997-98 **Mike Bibby** (Consensus)  
**Miles Simon** (1st, Associated Press, John Wooden, The Sporting News; 2nd, Basketball Times)  
**Michael Dickerson** (3rd, Associated Press)  
 1998-99 **Jason Terry** (1st, Associated Press, The Sporting News, Basketball News; 2nd, John Wooden, NABC)  
 1999-2000 **Jason Gardner** (3rd, Basketball Times)  
**Loren Woods** (HM, Associated Press)  
**Michael Wright** (HM, Associated Press)  
 2000-01 **Michael Wright** (3rd, Associated Press, ESPN.com)  
**Gilbert Arenas** (3rd, ESPN.com; HM, Associated Press)  
**Jason Gardner** (HM, Associated Press)  
**Loren Woods** (HM, Associated Press)  
 2001-02 **Jason Gardner** (2nd, cnnsi.com, Basketball America; 3rd, Associated Press, NABC)  
**Luke Walton** (John Wooden, collegehoopsinsider.com; 2nd, The Sporting News, Basketball News; 3rd, Basketball Times)



Lute Olson, Miles Simon and Michael Dickerson with former President Bill Clinton and former Vice President Al Gore.

## Awards & Honors

### All-Western Athletic Conference

1962-63	Warren Rustand, G (2nd)
	Albert Johnson, G (2nd)
1963-64	Warren Rustand, G
	Albert Johnson, F (2nd)
1964-65	Warren Rustand, G
	Albert Johnson, F (2nd)
1965-66	Ted Pickett, G (2nd)
1967-68	Bill Davis, F
1969-70	Bill Warner, F (2nd)
1970-71	Bill Warner, F (2nd)
1971-72	Jim Huckestein, G (2nd)
1972-73	Coniel Norman, F
	Eric Money, G (2nd)
1973-74	Coniel Norman, F
	Al Fleming, F (2nd)
	Eric Money, G (2nd)
1974-75	Al Fleming, F
	Bob Elliott, C
1975-76	Al Fleming, F
	Bob Elliott, C
	Jim Rappis, G (2nd)
1976-77	Bob Elliott, F
	Herman Harris, G
1977-78	Phil Taylor, C (2nd)

### Western Athletic Conference

#### All-Academic

1963-64	Warren Rustand, G
1964-65	Warren Rustand, G
1965-66	Mike Aboud, G
1966-67	Mike Aboud, G
1968-69	John Harbour, F
1973-74	Jim Rappis, G
1974-75	Bob Elliott, F
1975-76	Bob Elliott, F
	Jim Rappis, G
1976-77	Bob Elliott, F

### All-Border Conference

1933-34	Vince Byrne, F
	Gene Filbrun, G
	George Johnson, G

1934-35	Walter Scholtzhauer, F
	Ralph Winters, C (2nd)
1935-36	Lory DiGrazia, F
	Morion Coltrin, G
	Elmer Vickers, G (2nd)
1936-37	Lory DiGrazia, F (2nd)
	Marion Coltrin, G (2nd)
1937-38	Lory DiGrazia, F (2nd)
	Marion Coltrin, G (2nd)
1937-38	Lory DiGrazia, F (2nd)
	Tom Greenfield, C (2nd)
1938-39	Carl Berra, G (2nd)
1939-40	Wilmer Harper, F (2nd)
	Carl Berra, F (2nd)
	George Jordan, C (2nd)
	Stewart Udall, G (2nd)
1940-41	Wilmer Harper, F (2nd)
	Vince Cullen, F (2nd)
	Don Gatchel, G (2nd)
1941-42	Bob Ruman, F (2nd)
1942-43	Vince Cullem, F
	Bob Ruman, F (2nd)
	Merv Borodkin, G (2nd)
1945-46	Link Richmond, F
	Fred Enke, F
	Tim Ballantyne, C
	Marv Borodkin, G (2nd)
	George Genung, G (2nd)
1946-47	Link Richmond, F
	Fred Enke, G
	Junior Crum, C (2nd)
	Marv Borodkin, G (2nd)
1947-48	Morris Udall, F
	Fred Enke, G
	Bill Mann, G (2nd)
1948-49	Leon Blevins, F
	Hillard Crum, C (2nd)
1949-50	Leon Blevins, F
	Roger Johnson, G
	Bob Honea, F (2nd)
	Leo Johnson, G (2nd)

1950-51	Bob Honea, F
	Roger Johnson, G
	Leo Johnson, G
	Dave Schuff, F (2nd)
1951-52	Bill Kemmeries, F (2nd)
1953-54	Hadie Redd, F (2nd)
	John Bruner, C (2nd)
1954-55	Hadie Redd, F (2nd)
1955-56	Ed Nymeyer, F (2nd)
1956-57	Bob Mueller, F
	Ed Nymeyer, F (2nd)
1957-58	Ed Nymeyer, F (2nd)
1958-59	Ernie McCray, C (2nd)
1959-60	Ernie McCray, C
	Jon Conner, G (2nd)
1960-61	Joe Skaisgir, F (2nd)

### All-Coast

1949-50	Leon Blevins (UPI)
1978-79	Joe Nehls (UPI)
1978-79	Joe Nehls (BB News)

### All-District 6 (Colliers)

1948-49	Leon Blevins
1949-50	Leon Blevins
1950-51	Roger Johnson
1951-52	Roger Johnson

### USBWA All-District 7

1961-62	Joe Skaisgir*
1971-72	Jim Huckestein*
1972-73	Coniel Norman
1973-74	Coniel Norman
1974-75	Al Fleming
	Bob Elliott
1975-76	Al Fleming
	Bob Elliott
1976-77	Bob Elliott
	Herman Harris

\*NABC

### USBWA All-District 8

1978-79	Larry Demic
	Joe Nehls
1985-86	Steve Kerr
1986-87	Sean Elliott
1987-88	Sean Elliott (Player of the Year)
	Steve Kerr
	Lute Olson (Coach of the Year)
1988-89	Sean Elliott (Player of the Year)
	Anthony Cook
1989-90	Jud Buechler
1990-91	Brian Williams
	Chris Mills
1991-92	Chris Mills
	Sean Rooks
1992-93	Chris Mills (Player of the Year)
	Damon Stoudamire
	Lute Olson (Coach of the Year)
1993-94	Khalid Reeves
	Damon Stoudamire
1994-95	Ray Owes
	Damon Stoudamire
1996-97	Michael Dickerson

### USBWA All-District 9

1999-2000	Michael Wright
	Loren Woods
2001-02	Jason Gardner
	Luke Walton

# Awards & Honors

## NABC District 15

1986-87	Sean Elliott
1987-88	Sean Elliott
1988-89	Sean Elliott
	Anthony Cook
	Lute Olson (Coach of the Year)
1990-91	Brian Williams (2nd)
	Chris Mills (2nd)
1991-92	Chris Mills
	Sean Rooks (2nd)
1992-93	Chris Mills
	Damon Stoudamire (2nd)
	Lute Olson (Coach of the Year)
1993-94	Khalid Reeves
	Damon Stoudamire
1994-95	Damon Stoudamire
	Ray Owes (2nd)
1995-96	Ben Davis (2nd)
	Reggie Geary (2nd)
1997-98	Mike Bibby
	Michael Dickerson
	Miles Simon
1998-99	Jason Terry
	A.J. Bramlett (2nd)
1999-2000	Michael Wright
	Loren Woods (2nd)
	Jason Gardner (2nd)
2000-01	Gilbert Arenas
	Loren Woods (2nd)
	Michael Wright (2nd)
2001-02	Jason Gardner (1st)
	Luke Walton (1st)

## All-Far West (Basketball Weekly)

1992-93	Ed Stokes
	Khalid Reeves (hm)
	Damon Stoudamire (hm)
1993-94	Khalid Reeves
	Ray Owes (hm)
	Damon Stoudamire (hm)

## All-West Region (Basketball Times)

1993-94	Khalid Reeves
	Damon Stoudamire

## All-Southeast Region (Basketball Times)

2001-02	Jason Gardner
---------	---------------

## NCAA Post-Graduate Scholarship

1991	Matt Muehlebach
------	-----------------

## GTE Academic All-America Hall of Fame

1995	Bob Elliott
------	-------------

## Academic All-America (CoSIDA)

1964-65	Warren Rustand, G (2nd)
1974-75	Bob Elliott, F (2nd)
1975-76	Bob Elliott, F
1976-77	Bob Elliott, F
1990-91	Matt Muehlebach, G (2nd)

## USBWA Most Courageous Athlete

1987-88	Steve Kerr
---------	------------

## USBWA District 9 Coach of the Year

1999-2000	Lute Olson
-----------	------------

## John R. Wooden "Legends of Coaching" Award

2000-01	Lute Olson
---------	------------

## Clair Bee Coach of the Year Award

2000-01	Lute Olson
---------	------------



Mike Bibby and legendary Coach John Wooden (1998)

## cnnsi.com National Coach of the Year

2001-02	Lute Olson
---------	------------

## National Sports Festival

1985	Joe Turner
1986	Anthony Cook, Brian David
1987	Sean Rooks
	Mark Georgeson
1991	Damon Stoudamire
1993	Joseph Blair

## World University Games

1987	Sean Elliott
1993	Damon Stoudamire

## U.S. Olympic Trials

1976	Bob Elliott
1988	Sean Elliott
	Steve Kerr
	Tom Tolbert
	Anthony Cook

## All-Star Games

1965	Warren Rustand
1976	Al Fleming
1977	Herman Harris
1979	Larry Demic
1990	Jud Buechler

## Aloha Classic

1976	Al Fleming
1977	Herman Harris
1979	Larry Demic
1980	Joe Nehls

## Pizza Hut East-West

1979	Larry Demic
------	-------------

## A.I.A. vs. College All-Stars

1979	Larry Demic
1980	Joe Nehls

## Harlem Globetrotters vs. College All-Stars

1951	Leo Johnson
------	-------------

## Orlando Classic

1988	Tom Tolbert
1989	Anthony Cook
1990	Jud Buechler
1992	Sean Rooks

## Portsmouth Invitational

1991	Matt Muehlebach
1992	Matt Othick

## Cactus Classic

1993	Ed Stokes
1994	Khalid Reeves

# Team Awards

## Most Valuable Player

1950-51	Leo Johnson
1951-52	Roger Johnson
1952-53	Bill Kemmeries
1953-54	Bill Smitheran
1954-55	Jim Brower
1955-56	Bill Reeves
1956-57	Terry Coyle
1957-58	Ed Nymeyer
1958-59	Ernie McCray
1959-60	Ernie McCray
1960-61	Joe Skaisgir
1961-62	Joe Skaisgir
1962-63	Albert Johnson
1963-64	Warren Rustand
1964-65	Warren Rustand
1965-66	Ted Pickett
1966-67	Bill Davis
1967-68	Bill Davis
1968-69	Mickey Foster
1969-70	Bill Warner
1970-71	Bill Warner
1971-72	Bruce Anderson
1972-73	Coniel Norman
	Eric Money
	Al Fleming
1973-74	Eric Money
1974-75	Al Fleming
1975-76	Al Fleming
	Jim Rappis
	Herman Harris
1976-77	Bob Elliott
1977-78	Phil Taylor
1978-79	Larry Demic
1979-80	Joe Nehls
1980-81	Ron Davis
1981-82	Greg Cook
	Frank Smith
1982-83	Frank Smith
1983-84	Pete Williams
1984-85	Pete Williams
	Brock Brunkhorst
1985-86	Steve Kerr
	Sean Elliott
1986-87	Sean Elliott
1987-88	Sean Elliott
1988-89	Sean Elliott
1989-90	Jud Buechler
1990-91	Matt Muehlebach
	Brian Williams
1991-92	Sean Rooks
1992-93	Chris Mills
1993-94	Khalid Reeves
1994-95	Damon Stoudamire
1995-96	Ben Davis
1996-97	Michael Dickerson
1997-98	Mike Bibby
	Michael Dickerson
	Miles Simon
1998-99	Jason Terry
	A.J. Bramlett
1999-2000	Michael Wright
2000-01	Michael Wright
	Gilbert Arenas
2001-02	Jason Gardner
	Luke Walton

## Outstanding Senior

1960-61	Bill Weese
1961-62	Joe Skaisgir
1962-63	Wes Flynn
1963-64	Larry Harris
1964-65	Warren Rustand
1965-66	Ted Pickett
1966-67	Mike About
1967-68	Bill Davis
1968-69	Jim Hansen
1969-70	Mickey Foster
1970-71	Bill Warner
1971-72	Warren Anderson

1972-73

	Tom Lawson
	Lynard Harris
1973-74	Ron Allen
1974-75	Dave Burns
1975-76	Al Fleming
1976-77	Herman Harris
1977-78	Phil Taylor
1978-79	Larry Demic
1979-80	Joe Nehls
1980-81	Russell Brown
1981-82	Charlie Miller
1982-83	John Belobraydic
1983-84	Greg Taylor
1985-86	David Haskin
1986-87	Bruce Fraser
1987-88	Steve Kerr
1988-89	Sean Elliott
1989-90	Jud Buechler
1990-91	Matt Muehlebach
1991-92	n/a
1992-93	Chris Mills
1993-94	Khalid Reeves
1994-95	Damon Stoudamire
1995-96	Reggie Geary
1996-97	n/a
1997-98	Michael Dickerson/ Miles Simon
1998-99	Jason Terry/A.J. Bramlett
1999-2000	Josh Pastner
2000-01	John Ash
2001-02	n/a

## Most Inspirational Player

1960-61	Buster Forbes
1962-63	Wes Flynn
1963-64	Warren Rustand
1964-65	Warren Rustand
1965-66	Bob Spahn
1966-67	Mike Kordik
1967-68	Gordon Lindstrom
1968-69	Tom Lee
1969-70	Warren Anderson
1970-71	John Ugrin
1971-72	Lynard Harris
1972-73	Ron Allen
1973-74	Jim Wakefield
1974-75	Len Gordy
1975-76	Len Gordy
1976-77	Len Gordy
1977-78	Tim Marshall
	Tommy Williams
1978-79	Russell Brown
1979-80	Ray Donnelly
1980-81	Jeff Collins
1981-82	Ricky Walker
1982-83	Todd Porter
1983-84	Steve Kerr
1984-85	Steve Kerr
1985-86	Bruce Wheatley
1986-87	Joe Turner
1987-88	Joe Turner
1988-89	Jud Buechler
	Brian Williams
1989-90	Harvey Mason
1990-91	Kevin Flanagan
1991-92	Kevin Flanagan
1992-93	Kevin Flanagan
1993-94	Kevin Flanagan
1994-95	Joseph Blair, Kelvin Eafon
1995-96	Kelvin Eafon
1996-97	Josh Pastner
1997-98	Miles Simon
1998-99	Josh Pastner
1999-2000	Josh Pastner
2000-01	Eugene Edgerson
2001-02	Rick Anderson

## Most Improved Player

1969-70	Lanny Mitchell
1970-71	Eddie Myers
1971-72	Tom Lawson
1972-73	John Irving
1973-74	Al Fleming
1974-75	Jerome Gladney
1975-76	Phil Taylor
1976-77	Gary Harrison
1977-78	Larry Demic
1978-79	Joe Nehls
1979-80	John Smith
1980-81	Robbie Dosty
1981-82	Jack Magno
1982-83	Brock Brunkhorst
1983-84	David Haskin
	Michael Tait
1984-85	Rolf Jacobs
1985-86	Anthony Cook
1986-87	Ken Lofton
1987-88	Anthony Cook
1988-89	Jud Buechler
1989-90	Sean Rooks
	Ed Stokes
1990-91	Brian Williams
1991-92	Deron Johnson
	Ray Owes
1992-93	Corey Williams
1993-94	1993-94 Team
1994-95	Donnell Harris
1995-96	Jason Terry
1998-99	Richard Jefferson
1999-2000	Luke Walton
2000-01	Rick Anderson
2001-02	Will Bynum
	Channing Frye

## Best Defensive Player

1983-84	Eddie Smith
1984-85	Eddie Smith
1985-86	John Edgar
1986-87	Craig McMillian
1987-88	Anthony Cook
1988-89	Matt Muehlebach
1989-90	Matt Muehlebach
1990-91	Matt Muehlebach
1991-92	Wayne Womack
1992-93	Ed Stokes
	Reggie Geary
1993-94	Reggie Geary
1994-95	Reggie Geary
1995-96	Reggie Geary
1996-97	Jason Terry
1997-98	A.J. Bramlett
	Jason Terry
1998-99	A.J. Bramlett
1999-2000	Loren Woods
2000-01	Richard Jefferson
2001-02	Salim Stoudamire

## University Awards

(Not given since 1986)

## Bobcats Award

### (Outstanding Senior Athlete)

1951	Roger Johnson
1961	Joe Skaisgir
1963	Wes Flynn
1964	Warren Rustand
1965	Ted Pickett
1971	Mickey Foster
1977	Bob Elliott
1979	Larry Demic
1980	Joe Nehls*

## John "Button" Salmon Award (Outstanding Junior Athlete)

1964	Warren Rustand
1965	Harvey Fox
1966	Mike About
1969	Mickey Foster
1970	Bill Warner
1975	Bob Elliott
1984	Pete Williams
1986	Steve Kerr
	Tom Needham

## Memorial Award

### (Outstanding Sophomore Athlete)

1975	Bob Elliott
1985	Steve Kerr
1986	Sean Elliott

## Harold A "Porque" Pattern Award

### (Outstanding Freshman Athlete)

1973	Coniel Norman
1974	Bob Elliott
1978	Russell Brown
1979	Joh Belobraydic
1984	Michael Tait
1985	Craig McMillan
1986	Sean Elliott

## WAC Scholar-Athlete Award

1965	Warren Rustand
1966	Mike About
1977	Bob Elliott

\* co-winner

# Arizona in the Professional Draft


Player	Round/ Overall Pick	Year	Team
Morris Udall		1948	Denver Nuggets (NBL)
Lincoln Richmond		1948	Ft. Wayne Pistons
Leon Blevins	7/79	1950	Indianapolis Olympians
Leo Johnson	5/44	1951	Ft. Wayne Pistons
Roger Johnson		1952	Milwaukee Hawks
Don Schneider		1952	Minneapolis Lakers
Ernie McCray	17/95	1960	Cincinnati Royals
Warren Rustand	4/31	1965	San Francisco Warriors
Bill Davis	12/160	1968	Phoenix Suns
Michael Foster		1970	Indiana Pacers (ABA)
Tom Lee	9/147	1971	Philadelphia 76ers
Eddie Myers	10/160	1971	Baltimore Bullets
		1971	Miami Floridians (ABA)
Bill Warner	11/170	1971	Buffalo Braves
		1971	New York Nets (ABA)
Bruce Anderson	7/101	1972	Detroit Pistons
Bill Kennedy	9/140	1972	Phoenix Suns
Eric Money	2/33	1974	Detroit Pistons
		1974	Denver Nuggets (ABA)
Coniel Norman	3/37	1974	Philadelphia 76ers
		1974	Denver Nuggets (ABA)
Ron Kennedy	6/96	1974	Kansas City-Omaha Kings
Al Fleming	2/30	1976	Phoenix Suns
James Rappis	5/77	1976	Milwaukee Bucks
Bob Elliott	2/42	1977	Philadelphia 76ers
Herman Harris	2/43	1977	Philadelphia 76ers
Jerome Gladney	8/164	1977	San Antonio Spurs
Phil Taylor	10/198	1978	Denver Nuggets
Larry Demic	1/9	1979	New York Knicks
Joe Nehls	7/152	1980	Houston Rockets
Ron Davis	4/79	1981	Washington Bullets
Robbie Dosty	6/148	1981	Golden State Warriors
Frank Smith	8/177	1983	Portland Trailblazers
*Leon Wood	1/10	1984	Philadelphia 76ers
Pete Williams	4/89	1985	Denver Nuggets
Eddie Smith	7/158	1985	Denver Nuggets
Tom Tolbert	2/34	1988	Charlotte Hornets
Steve Kerr	2/50	1988	Phoenix Suns
Sean Elliott	1/3	1989	San Antonio Spurs
Anthony Cook	1/24	1989	Phoenix Suns
Jud Buechler	2/38	1990	Seattle SuperSonics
Brian Williams	1/10	1991	Orlando Magic
Sean Rooks	2/30	1992	Dallas Mavericks
Chris Mills	1/22	1993	Cleveland Cavaliers
Khalid Reeves	1/12	1994	Miami Heat
Damon Stoudamire	1/7	1995	Toronto Raptors
Joseph Blair	2/35	1996	Seattle SuperSonics
Ben Davis	2/43	1996	Phoenix Suns
Reggie Geary	2/56	1996	Cleveland Cavaliers
Mike Bibby	1/2	1998	Vancouver Grizzlies
Michael Dickerson	1/14	1998	Houston Rockets
Miles Simon	2/42	1998	Orlando Magic
Jason Terry	1/10	1999	Atlanta Hawks
A.J. Bramlett	2/39	1999	Cleveland Cavaliers
Richard Jefferson	1/13	2001	Houston Rockets
Gilbert Arenas	2/31	2001	Golden State Warriors
Michael Wright	2/39	2001	New York Knicks
Loren Woods	2/46	2001	Minnesota Timberwolves
*Robertas Javtokas	2/56	2001	San Antonio Spurs

\* Played at Arizona as a freshman before transferring

Arizona's First Round Draft Picks			
Player	Selection	Year	Team
Larry Demic	9	1979	New York Knicks
Leon Wood	10	1984	Philadelphia 76ers
\$Sean Elliott	3	1989	San Antonio Spurs
Anthony Cook	24	1989	Phoenix Suns
\$Brian Williams	10	1991	Orlando Magic
Chris Mills	22	1993	Cleveland Cavaliers
Khalid Reeves	12	1994	Miami Heat
\$Damon Stoudamire	7	1995	Toronto Raptors
\$Mike Bibby	2	1998	Vancouver Grizzlies
Michael Dickerson	14	1998	Houston Rockets
\$Jason Terry	10	1999	Atlanta Hawks
\$Richard Jefferson	13	2001	Houston Rockets
\$ Lottery pick			




# Wildcats in the NBA



“What’s really been good to see is the success that many of our former players have experienced in the NBA, even guys who some thought would not have a future in the league. I think the former Arizona players in the NBA now have opened the door for more of our players because they have given the program a good reputation.” - **Arizona head coach Lute Olson**

“Obviously, I wouldn’t have had a chance at a pro career without the experience I gained at Arizona under Lute Olson. I was about the last guy recruited in America in 1983, but he saw something he liked, I guess. I improved each year and we progressed from nowhere, to the Final Four. I look back and I know that being at Arizona was the best time of my life.”  
- **Steve Kerr, Class of ’88 and member of the 1996, ’97 & ’98 World Champion Chicago Bulls & 1999 World Champion San Antonio Spurs**

“The way quarterbacks at Notre Dame and tailbacks at Southern California once were burdened with Heisman Trophies, the Arizona point guard can’t now avoid becoming a top-10 selection in the NBA draft.”  
- **Mike DeCourcy, *The Sporting News***



“They’re contenders from here on out. They’ve made their name and now they’ve got their choice of the top 10 to 20 players in the nation every year.”

- **Larry Harris, Milwaukee Bucks’ scouting director**

“They’re very sound players who don’t make many mistakes. They hit open shots, move without the ball, don’t turn the ball over much, pass the ball, block out and rebound, set picks. They’re ideal players to have in your system.”

- **Chet Kammerer, Miami Heat head scout**

“Most of the kids that have come out of there (Arizona) have good work ethics and are players that you don’t hesitate to draft.” - **Dick Van Arsdale, Phoenix Suns vice president for player personnel**

“History says that Arizona guards do succeed. You have the feeling that those guys are well-schooled or well-trained. The Arizona guards don’t get drafted and fall flat.” - **Larry Riley, Vancouver Grizzlies director of scouting**

“One thing that you know with Lute is that if you draft an Arizona player, you are going to get a player who is competitive, a team guy and a very nice kid. Lute does a wonderful job and is held in very high esteem by NBA coaches.”

- **Jerry West, Los Angeles Lakers executive vice president**

“Coach Olson tailors his team each year to the style of the players. Other coaches do that, but I think he does it a little better. He is respected, but every year, the focus is always on the players.”

- **Reggie Geary, class of ’96 and member of the San Antonio Spurs**



“According to the numbers, there is no place in America for catching the eyes of the pros... In the NBA today, you can’t swing a dead cat without hitting a former ‘Cat.’”


- **Pat Forde, ESPN.com**

“The program produces very fundamentally sound players. That’s why I played in the NBA and that’s why Jud and Steve are still in the league.”

- **Tom Tolbert, Class of ’88 and member of four NBA teams from 1989-95**



# 1997 NCAA Championship





# 1997 Final Four

## 25-9 Overall; 11-7 Pac-10

### National Champions

**1997 NCAA Final Four**  
**No. 4 Arizona 66, No. 1 North Carolina 58**  
**March 29, 1997 • Indianapolis, Ind.**

Arizona	Min	FG-A	FT-A	Reb	Ast	PF	TP
Bennett Davison, f	10	1-2	2-4	2	0	4	4
Michael Dickerson, f	27	1-10	2-3	6	0	2	5
A.J. Bramlett, c	35	0-5	2-2	10	2	2	2
Mike Bibby, g	38	7-18	0-0	7	4	3	20
Miles Simon, g	36	9-19	3-5	5	5	0	24
Eugene Edgerson	13	1-3	0-0	9	0	1	2
Jason Terry	20	1-6	0-0	2	2	0	3
Donnell Harris	21	2-3	2-2	3	2	1	6
Team				4			
Totals	200	22-66	11-16	48	15	13	66

North Carolina	Min	FG-A	FT-A	Reb	Ast	PF	TP
Ademola Okulaja, f	29	1-8	0-0	10	3	4	3
Antawn Jamison, f	35	7-17	4-4	11	2	4	18
Serge Zwikker, c	32	4-12	0-0	9	0	3	8
Sh.Williams, g	32	1-13	0-0	5	3	3	3
Vince Carter, g	36	8-15	4-5	6	2	4	21
Ed Cota	32	2-9	0-1	6	4	1	5
Makhtar Ndiaye	4	0-0	0-0	0	0	1	0
Charlie McNairy	0+	0-0	0-0	0	0	0	0
Team				5			
Totals	200	23-74	8-10	52	14	20	58

**Halftime:** Arizona 34, North Carolina 31. **3-Point Goals:** Arizona 11-29 (Bibby 6-11, Simon 3-8, Dickerson 1-4, Terry 1-6), North Carolina 4-21 (Williams 1-8, Carter 1-7, Okulaja 1-3, Cota 1-3). **Turnovers:** Arizona 16, North Carolina 17. **Officials:** Gerald Boudreaux, John Clougherty, Andre Pattillo. **A:** 47,028.

**1997 National Championship Game**  
**No. 4 Arizona 84, No. 1 Kentucky 79 OT**  
**March 31, 1997 • Indianapolis, Ind.**

Arizona	Min	FG-A	FT-A	Reb	Ast	PF	TP
Bennett Davison, f	29	3-9	3-3	7	0	2	9
Michael Dickerson, f	24	1-8	2-2	4	0	0	5
A.J. Bramlett, c	27	1-3	1-1	6	1	5	3
Mike Bibby, g	38	5-12	6-6	9	4	1	19
Miles Simon, g	40	8-18	14-17	3	1	1	30
Eugene Edgerson	15	0-0	2-2	5	0	2	2
Jason Terry	33	2-6	2-2	2	5	1	8
Donnell Harris	19	2-2	4-8	7	1	4	8
Team				2			
Totals	200	22-58	34-41	45	12	16	84

Kentucky	Min	FG-A	FT-A	Reb	Ast	PF	TP
Ron Mercer, f	41	5-9	1-1	9	6	5	13
Scott Padgett, f	30	5-16	4-4	1	0	5	17
Jamal Magloire, c	14	0-1	0-0	4	1	4	0
Wayne Turner, g	28	4-9	0-1	4	5	5	8
Anthony Epps, g	38	4-13	0-0	5	4	0	11
Allen Edwards	6	0-0	0-0	0	0	0	0
Nazr Mohammed	25	6-11	6-11	0	0	3	12
Jared Prickett	21	1-4	4-5	5	1	5	6
Cameron Mills	22	5-9	0-0	1	1	2	12
Steve Masiello	0+	0-0	0-0	0	0	0	0
Team				40			
Totals	200	30-72	9-17	40	18	29	79

**Halftime:** Arizona 33, Kentucky 22. **End of Regulation:** Arizona 74, Kentucky 74. **3-Point Goals:** Arizona 6-13 (Bibby 3-5, Terry 2-3, Dickerson 1-3), Kentucky 10-30 (Padgett 3-12, Epps 3-8, Mills 2-6, Mercer 2-4). **Turnovers:** Arizona 18, Kentucky 18. **Officials:** Tim Higgins, Ted Valentine, Tom O'Neill. **A:** 47,028



#### 1996-97 Arizona Wildcats

*Back Row (l to r): Josh Pastner, Mike Bibby, Quynn Tebbs, Jason Lee, Miles Simon, Justin Wessel, A.J. Bramlett, Donnell Harris, Bennett Davison, Eugene Edgerson, Michael Dickerson, Ortege Jenkins, Jason Terry, John Ash, Jason Stewart. Front Row: Ed Orr, Trainer; Daron Davenport, Senior Manager; Phil Johnson, Asst. Coach; Jessie Evans, Asst. Coach; Lute Olson, Head Coach; Jim Rosborough, Asst. Coach; Brad Jepsen, Coord. of Basketball Operations; Walter Teike, Equipment Manager; Ryan Hansen, Video Coordinator.*

Nothing could have been a bigger surprise than the journey of the 1996-97 Wildcats to the national title. The path was unconventional, but the results were just as satisfying as the team overcame a mediocre regular season and transformed from unknown commodity to the talk of the entire nation practically overnight.

Things didn't look good early in the season as the Cats faced a grueling schedule made more difficult by the loss of their top returning scorer, Miles Simon, to academic probation. With Simon gone for the opening 11 games, and five seniors missing from the previous season, the team was bound to suffer through some growing pains. However, somebody forgot to tell them that as they reeled off wins over top-ranked opponents North Carolina, Utah and Texas. The quick start boosted the Cats from a preseason No. 19 ranking to sixth in the nation before a 73-71 overtime loss to fourth-ranked Michigan at Auburn Hills.

Everybody was forced to step up in some way to fill Simon's absence, but none did more to carry the team than fellow junior Michael Dickerson, who quickly took over the offensive load with 25.5 ppg in the first six contests. Dickerson led the team in scoring 10 of the first

11 games and would finish the season as the top scorer on a squad full of potent weapons.

Five straight wins helped Arizona rebound from the loss to the Wolverines, including two consecutive one-point thrillers against California and Stanford. Freshman Mike Bibby gave a preview of the cool he would show in pressure situations throughout the season by sinking a pair of free throws with 3.6 seconds left in the 81-80 win over the Golden Bears.

With a 10-2 record and plenty of momentum, the Cats headed into the Los Angeles road trip with plenty of confidence. But it proved to be too much too soon for the young squad, as USC and UCLA swept Arizona for the first time since the 1991-92 season. The trip proved to be the low-point of the season and put the team in a difficult situation trying to climb back to the top of the league standings.

They did just that with nine wins in their next 12 games, with an average victory margin of 20.7 ppg. The three losses, by a combined 12 points, were all within reach and included a first-place showdown with UCLA in McKale. But the Bruins took control of the Pac-10 race with a 66-64 decision over the



Lute Olson addresses the crowd at the RCA Dome after accepting the 1997 National Championship trophy.

Cats, and Arizona never returned to the top of the standings.

Despite back-to-back losses to Cal and Stanford to end the season, the team was optimistic heading into the NCAA tournament. The luck the team had experienced to begin the season seemed to be reversing itself as the Wildcats lost by just one and two points to the Bay Area schools. But a fifth-place Pac-10 finish and No. 4 seeding did not affect the team's confidence.

"People will look at us like we are on a downswing after losing our past two games in a row," guard Jason Terry said the week before the NAAs began. "I hope they do just that and underestimate us. I really like the way we are playing as a team right now and I think we have the chance to do some damage in the next few weeks—no matter what people outside the program say."

The Cats began their shredding of the tournament in Memphis with a couple of gut-wrenching victories in the first and second rounds. Down by 10 points with 7:34 to go against South Alabama, Arizona went on a 22-4 run to finish the game. Two days later, the team hit its free throws down the stretch to squeeze out a 73-69 win to break 12th-seeded College of Charleston's 23-game winning streak. Bibby scored 18 points, and Simon led the team with 20, with both hitting key free throws down the stretch.

From there, Arizona advanced to Birmingham and the Sweet Sixteen for a showdown against top-ranked Kansas. The Cats turned


in their best performance of the season when they needed it most as four players scored in double figures. As in the previous game against Charleston, Bibby displayed nerves of steel in sinking two free throws with 18 seconds left that gave UA an 85-82 advantage in one of the biggest upsets in NCAA tournament history.

However, the road to Indianapolis was not yet paved in gold for Arizona. The Southeast Region Final proved to be challenging as 10th-seeded Providence took the Wildcats to overtime. Arizona had a 12-point lead with six minutes remaining before the Providence comeback. The Cats survived in the extra period and moved on to the school's third Final Four appearance and second in four years.


At first glance, Arizona was the stepchild of the 1997 Final Four, an uninvited four seed rubbing elbows with three top seeds. But that was just the way the team wanted it. With little pressure and nothing to lose, the Cats calmly overcame an 11-point deficit in the first half against North Carolina. Bibby's three-point shooting and the usual big-game performance from Simon led to a 66-58 win that set up a showdown with Kentucky in the title game.

The title showdown, with 16 ties and 18 lead changes, turned out to be one of the most exciting championship games in history. The teams traded baskets for 40 minutes, including a wild final half-minute, that kept the 47,028 fans in attendance on their feet.

Bibby found an open Bennett Davison under the basket for an easy lay-up with 18.9 second remaining that gave Arizona a 74-71 lead. Kentucky's Anthony Epps responded with a three-pointer with 12 seconds on the clock that



Jason Terry reacts to the Wildcats' 85-82 win over top-ranked Kansas in the NCAA Southeast Regional semifinal in Birmingham, Ala.



Tournament Most Outstanding Player Miles Simon cuts down the net after UA's 84-79 overtime win over Kentucky in the National Championship game.

sent the game into overtime.

In the extra period, Arizona scored all 10 of its points from the line and built a 79-74 lead when Kentucky failed to score on its first four possessions. The team never looked back after that, giving head coach Lute Olson his and the school's first national championship.

"For the excitement, for effort, for tremendous defense, this game had everything a national championship game should have," Olson said. "I may be a little biased, but I wish I could have been a spectator watching it in the stands."

Simon led the Cats with 30 points, which earned him Most Outstanding Player honors. In the final three games of the tournament, he scored 30 points against Providence, 24 against North Carolina, followed by the championship game performance.

When all was said and done, the Wildcats had a 25-9 record and gave Lute Olson the highlight of his coaching career. Ultimately, the 1996-97 Arizona squad—one without a senior among its top eight players—was able to accomplish what it did because it believed in itself and played together.

"I'm just so proud of these guys," Olson said after the title game. "It's been a never say die group. They have had faith in themselves—they've had faith in their teammates. It's been a closely-knit family all year long. And as I told them in the locker room, I could not ever be prouder of a group of young people as I am of this group. They were willing to pay the price and that is the reason why we won."



# 1988 Final Four

## 35-3 Overall; 17-1 Pac-10

### NCAA West Regional Champions

**1988 NCAA Final Four**  
**No. 1 Oklahoma 86, No. 1 Arizona 78**  
**April 2, 1988 • Kansas City, Mo.**

Arizona	Min	FG-A	FT-A	Reb	Ast	PF	TP
Anthony Cook, f	37	6-13	4-6	11	0	3	16
Sean Elliott, f	38	13-23	3-3	11	1	4	31
Tom Tolbert, c	32	5-11	1-2	13	3	4	11
Craig McMillan, g	25	3-6	0-0	0	3	5	8
Steve Kerr, g	40	2-13	0-0	2	5	12	6
Joe Turner	7	0-0	0-0	2	0	1	0
Ken Lofton	11	1-4	0-0	2	0	1	0
Jud Buechler	6	2-2	0-0	0	0	0	4
Team				1			
Totals	200	32-72	8-11	42	12	24	78

Oklahoma	Min	FG-A	FT-A	Reb	Ast	PF	TP
Harvey Grant, f	37	7-14	7-10	10	0	0	21
Dave Sieger, f	32	3-8	3-6	6	3	3	10
Stacy King, c	28	9-16	3-6	6	0	4	21
Mookie Blaylock, g	40	3-7	1-2	7	6	1	7
Ricky Grace, g	40	3-10	5-7	0	8	3	13
Terrence Mullins	7	1-1	0-0	1	1	0	3
Andre Wiley	17	4-8	3-3	4	0	2	11
Team				5			
Totals	200	30-64	22-34	39	18	13	86

**Halftime:** Oklahoma 39, Arizona 27. **3-Point Goals:** Arizona 6-23 (Kerr 2-12, McMillan 2-4, Elliott 2-4, Lofton 0-3), Oklahoma 4-14 (Grace 2-7, Sieger 1-6, Mullins 1-1). **Turnovers:** Arizona 15, Oklahoma 10. **Officials:** Paul Housman, Joe Forte, Luis Grillo. **A:** 16,392.



#### 1987-88 Arizona Wildcats

*Back Row (l to r): Matt Muehlebach, Harvey Mason, Jud Buechler, Joe Turner, Tom Tolbert, Sean Rooks, Mark Georgeson, Anthony Cook, Brian David, Sean Elliott, Craig McMillan, Steve Kerr, Ken Lofton. Front Row: Bruce Fraser, Undergraduate Asst.; Nick Bougopoulos, Manager; Steve Condon, Trainer; Ricky Birdsong, Asst. Coach; Lute Olson, Head Coach; Kevin O'Neill, Asst. Coach; Tony McAndrews, Asst. Coach; Chuck Badger, Graduate Asst.; Eric Meyer, Senior Manager.*

Remembered as one of the finest teams in the history of Wildcat basketball, the 1987-88 squad put Arizona and the city of Tucson on the college basketball map. The team entered the season with plenty of question marks. Senior point guard, Steve Kerr, the anchor of the team, was attempting to complete a remarkable comeback from a career-threatening knee injury, while the rest of the team had plenty of untested talent.

Any questions were quickly answered, though, when Arizona defeated No. 9 Michigan and third-ranked Syracuse and emerged from the frozen north with the championship of the Great Alaska Shootout. Three more victories over top ten teams in the next two weeks earned the Cats the first No. 1 ranking in school history, which they held for a week and a half before falling to New Mexico in the Pit. It was a short trip back to the top, however, as Arizona continued to pound Pac-10 opponents and held the top ranking for four straight weeks before suffering its only conference loss to Stanford in Maples Pavilion.

Easy victories in the Pac-10 tournament gave Arizona the Pac-10 Championship and the No. 1 seed in the West Region of the NCAA tournament. The Cats were hardly challenged, with easy victories over Cornell (90-50) and Seton Hall (84-55) in the subregional. Lute

Olson defeated his former team, Iowa, for the second time of the season, 99-79, in the Sweet Sixteen to force a showdown with North Carolina in the regional final. The Cats trailed at halftime, 28-26, for only the second time in the season, but Tom Tolbert's 18 points in the second half helped propel the team to a 70-52 win.

Arizona's dream season came to an end in Kansas City, with an 86-78 defeat at the hands of Oklahoma. In a showdown between the two teams with the most wins in 1988, the Sooners kept the Cats transition game in check with a swarming press defense and used a strong inside game combined with key outside shooting to edge the Wildcats in the second half. Consensus All-American Sean Elliott scored 31 points and added 11 rebounds to earn NCAA All-Tournament honors.



Sean Elliott equaled an Arizona NCAA Tournament record with his 13 field goals against Oklahoma in the 1988 National Semifinal. Elliott earned a spot on the all-Tournament team with his 31-point, 11-rebound performance vs. the Sooners.



# 1994 Final Four

## 29-6 Overall; 14-4 Pac-10

### NCAA West Regional Champions

**1994 NCAA Final Four**  
**No. 1 Arkansas 91, No. 2 Arizona 82**  
**April 2, 1994 • Charlotte, N.C.**

Arizona	Min	FG-A	FT-A	Reb	Ast	PF	TP
Ray Owes, f	36	7-15	2-2	12	0	5	16
Reggie Geary, f	37	2-6	0-0	4	6	4	4
Joseph Blair, c	37	4-7	0-1	14	1	3	8
Khalid Reeves, g	34	6-19	8-9	4	4	4	20
Damon Stoudamire, g	38	5-24	4-4	8	6	4	16
Kevin Flanagan	4	1-1	0-0	0	0	1	2
Joe McLean	2	1-1	0-0	0	0	2	2
Corey Williams	12	5-7	0-0	6	1	0	14
Dylan Rigdon	0+	0-0	0-0	0	0	0	0
Jason Richey	0+	0-0	0-0	0	0	0	0
Andy Brown	0+	0-0	0-0	0	0	0	0
Jarvis Kelley	0+	0-0	0-0	0	0	0	0
Team				2			
Totals	200	31-80	14-16	50	18	23	82

Arkansas	Min	FG-A	FT-A	Reb	Ast	PF	TP
Dwight Stewart, f	23	2-5	1-2	5	0	5	7
Corliss Williamson, f	37	11-18	7-9	13	5	0	29
Darnell Robinson, c	26	5-9	2-3	1	2	2	12
Corey Beck, g	27	2-5	4-8	4	4	4	9
Scotty Thurman, g	36	5-13	4-6	8	5	2	14
Clint McDaniel	28	4-10	2-2	5	3	3	0
Al Dillard	12	2-7	0-0	1	0	0	6
Lee Wilson	1-2	0-2	4	0	0	0	2
Davor Rimac	5	0-1	0-0	1	0	0	0
Team				4			
Totals	200	32-70	20-32	46	19	16	91

**Halftime:** Arkansas 41, Arizona 41. **3-Point Goals:** Arizona 6-32 (Williams 4-6, Stoudamire 2-13, Reeves 0-9, Geary 0-3, Owes 0-1), Arkansas 7-24 (Stewart 2-3, McDaniel 2-6, Dillard 2-7, Beck 1-1, Thurman 0-5, Robinson 0-1, Rimac 0-1). **Turnovers:** Arizona 15, Arkansas 14. **Officials:** Tom Rucker, Ted Hillary, Mike Sanzere **A:** 23,674.



#### 1993-94 Arizona Wildcats

*Back Row (l to r): Jason Richey, Reggie Geary, Dylan Rigdon, Joe McLean, Marty Barmntloo, Jarvis Kelley, Kevin Flanagan, Joseph Blair, Ray Owes, Andy Brown, Corey Williams, Khalid Reeves, Damon Stoudamire. Front Row: Bryan Hansen, Senior Manager; Steve Condon, Trainer; Phil Johnson, Asst. Coach; Jessie Evans, Asst. Coach; Lute Olson, Head Coach; Jim Rosborough, Asst. Coach; Brad Jepsen, Coord. of Basketball Operations; Bill Hawkins, Equipment Manager; Lou Baltus, Video Coordinator.*

They may not have had the most overall talent of Arizona's Final Four teams, but the 1993-94 Wildcats surprised everybody but themselves by making it all the way to Charlotte. The questions surrounding this squad early in the season revolved around the missing 7-footers in the middle. After spending the previous few years "centering" his game plan around a couple of towers, Olson found himself with two of the best guards in the nation and a smaller frontline. Unfazed, the Cats steamrolled over teams, proving that size is often no match for quickness.

Arizona rolled into the season, winning 12 of its first 13 games. The lone loss in that stretch would later be considered as the turning point of the season. Eighth-ranked Kentucky defeated the Cats, 93-92, on a buzzer-beating tip-in for the championship of the Maui Classic, but the game proved to the team that they could play with anybody in the nation. They proved that a week later, capturing their eighth consecutive Fiesta Bowl Classic title with a 119-95 win over seventh-ranked Michigan. Khalid Reeves proved himself to be one of the best guards in the nation, connecting on 23-of-25 attempts from the field and 10-of-11 from the line in the two games of the tournament.

Despite four league losses, the Cats managed to capture their second consecutive Pac-10 title

and earned a No. 2 seed in the West Region of the NCAA tournament, much to the chagrin of Wildcat fans everywhere. The Cats chased away any first-round ghosts, however, with easy victories over Loyola-Maryland (81-55) and Virginia (71-58) in the first two rounds that were built on sound defense. The Cats continued that defensive attitude in the next two rounds, holding Louisville to 37.3% in the Sweet Sixteen, while Damon Stoudamire led the team with 27 points and 11 rebounds in its win over top-seed Missouri to reach the Final Four.

Arkansas spoiled the school's second trip to the Final Four with a 91-82 win. Damon Stoudamire tied the game at halftime with a three-pointer at the buzzer, and Arizona held a five-point lead with just over eight minutes remaining. But the Razorbacks wiped out that deficit with a 14-1 run over the next three minutes that sent the Cats home. Despite the loss, the Cats returned home with the satisfaction of having proved their doubters wrong and exceeding all expectations but their own.



*In leading the Cats to its second Final Four in six seasons, Khalid Reeves averaged 27.4 points in five games during the 1994 NCAA Tournament.*



# 2001 Final Four

## 28-8 Overall; 15-3 Pac-10

### National Runners-Up

**2001 NCAA Final Four**  
**No. 2 Arizona 80, No. 1 Michigan State 61**  
**March 31, 2001 • Minneapolis, Minn.**

Arizona	Min	FG-A	FT-A	Reb	Ast	PF	TP
Michael Wright, f	23	6-10	1-1	3	0	2	13
Richard Jefferson, f	34	6-13	2-4	8	2	1	17
Loren Woods, c	37	5-13	1-1	8	2	2	11
Gilbert Arenas, g	27	4-7	3-4	2	7	2	12
Jason Gardner, g	38	6-11	6-6	1	1	1	21
Eugene Edgerson	17	3-4	0-0	6	1	1	6
Luke Walton	16	0-1	0-0	1	2	0	0
Justin Wessel	3	0-0	0-0	0	0	1	0
Lamont Frazier	4	0-1	0-0	0	0	1	0
Travis Hanour	1	0-0	0-0	0	0	0	0
Team				4			
Totals	200	30-60	13-16	33	15	11	80

Michigan State	Min	FG-A	FT-A	Reb	Ast	PF	TP
David Thomas, f	20	4-6	0-0	5	2	1	8
Aloysius Anagonye, f	8	0-1	0-0	2	0	4	0
Andre Hutson, f	37	9-14	2-2	5	0	2	20
Charlie Bell, g	36	1-10	1-1	10	3	1	3
Jason Richardson, g	28	2-11	1-2	7	2	2	6
Marcus Taylor	20	3-9	1-2	1	2	3	8
Adam Ballinger	9	1-1	0-1	2	0	0	2
Zach Randolph	24	5-8	2-4	5	0	3	12
Mike Chappell	12	0-0	2-2	0	2	1	2
Brandon Smith	3	0-0	0-0	0	0	1	0
Adam Wolfe	1	0-0	0-0	0	0	0	0
Jason Andreas	1	0-0	0-0	0	0	0	0
Mat Ishbia	1	0-1	0-0	0	0	0	0
Team				3			
Totals	200	25-61	9-14	40	11	18	61


**Halftime:** Arizona 32, Michigan State 30. **3-Point Goals:** Arizona 7-14 (Gardner 3-7, Jefferson 3-5, Arenas 1-2). MSU 2-14 (Richardson 1-4, Taylor 1-4, Bell 0-6). **Turnovers:** Arizona 8, MSU 15. **Technical:** UA Jefferson (15:33, 2nd). **Officials:** Tim Higgins, Tony Greene, Bob Donato. **A:** 45,406.

**2001 NCAA National Championship Game**  
**No. 1 Duke 82, No. 2 Arizona 72**  
**April 2, 2001 • Minneapolis, Minn.**

Arizona	Min	FG-A	FT-A	Reb	Ast	PF	TP
Michael Wright, f	28	5-9	0-1	11	0	4	10
Richard Jefferson, f	35	7-13	1-3	8	3	2	19
Loren Woods, c	37	8-15	6-8	11	1	4	22
Gilbert Arenas, g	34	4-17	2-3	4	4	1	10
Jason Gardner, g	40	2-11	3-4	3	2	2	7
Justin Wessel	2	0-0	0-0	0	0	0	0
Eugene Edgerson	8	0-0	0-0	1	0	4	0
Luke Walton	16	2-6	0-0	3	4	3	4
Team				4			
Totals	200	28-71	12-19	45	14	20	72

Duke	Min	FG-A	FT-A	Reb	Ast	PF	TP
Shane Battier, f	40	7-14	3-6	11	6	1	18
Mike Dunleavy, f	32	8-17	0-1	3	0	3	21
Casey Sanders, c	10	0-1	0-0	2	1	1	0
Chris Duhon, g	39	3-5	2-3	4	6	2	9
Jason Williams, g	29	5-15	4-6	3	4	4	16
Carlos Boozer	30	5-9	2-3	12	1	3	12
Nate James	20	2-3	2-3	3	0	3	6
Team				4			
Totals	200	30-64	13-22	42	18	17	82

**Halftime:** Duke 35, Arizona 33. **3-Point Goals:** Arizona 4-22 (Jefferson 4-8, Gardner 0-8, Arenas 0-4, Woods 0-1, Walton 0-1). Duke 9-27 (Dunleavy 5-9, Williams 2-11, Battier 1-5, Duhon 1-1, James 0-1). **Turnovers:** Arizona 9, Duke 11. **Officials:** Scott Thornley, Gerald Boudreaux, Ed Corbett. **A:** 45,994.



#### 2000-01 Arizona Wildcats

**Back Row (l to r):** Jason Gardner, Lamont Frazier, Gilbert Arenas, Jason Ranne, Michael Wright, Luke Walton, Justin Wessel, Loren Woods, Andrew Zahn, Rick Anderson, Eugene Edgerson, Richard Jefferson, Travis Hanour, Mike Schwertley, John Asb, Russell Harris. **Front Row:** William French, Senior Manager; Ed Orr, Trainer; Jay John, Asst. Coach; Rodney Tention, Asst. Coach; Lute Olson, Head Coach; Jim Rosborough, Assoc. Head Coach; Ryan Hansen, Coord. of Basketball Operations; Josh Pastner, Undergraduate Asst. Coach; Tim House, Video Coordinator.

A preseason No. 1 ranking and the national championship expectations that came with it put plenty of pressure on the 2000-01 squad from the start, but nothing could prepare the team for the adversity ahead. The Wildcats opened the season by capturing the Maui Invitational championship, but lost three of their next five games to fall in the rankings and leave many wondering if the preseason expectations were too high.

In the next month, the team struggled through the news of the death of Lute Olson's wife, Bobbi. Burdened by off-the-court concerns for their head coach, the team fell to Mississippi State, 75-74, in the Fiesta Bowl Classic final and second-ranked Stanford, 85-76, in the opening weekend of Pac-10 play and any concerns for the rest of the season took a backseat to difficulties faced by Olson.

The UA mentor was away from the team for three weeks, but when he returned on January 15 the squad had a renewed sense of purpose. Informally dedicating the season to Bobbi, the team had a new attitude with its familiar leader pacing the sidelines. After Olson's return, the Wildcats turned into one of the hottest teams in the nation, winning 18 of their last 21 games and finishing the regular season with a six-game winning streak, including a 76-75 win over top-ranked Stanford in Palo Alto.

Arizona took its hot streak and No. 2 seed into the Midwest Region of the NCAA tournament and scorched its first two opponents by a combined margin of 26 points. The regional finals in San Antonio proved more challenging as the Wildcats were forced to bully their way through two defense-minded teams. But a 66-56 win over Mississippi followed by an 87-81 victory in the rubber match with Illinois sent the team to Minneapolis and the school's fourth trip to the Final Four.

Even with the expectations of a Final Four berth fulfilled, the team wanted to cap the season with the national championship. The Cats got one step closer to that goal with an 80-61 win over Michigan State in the semifinal that gave Arizona its second appearance in the championship game in five years. However, the season fell one victory short of being fulfilled with the loss to Duke in a showdown between the top two preseason picks. Despite the loss, the squad gave Olson and UA its fifth top-10 ranking in eight years, 14th consecutive 20-win season, 17th-straight NCAA appearance and a season that will not soon be forgotten.

# NCAA Tournament Results

## 1951

*West Region, First Round, Kansas City, Mo.*

March 21            Kansas State ..... L, 59-61

## 1976

*West Region, First Round, Tempe, Ariz.*

March 13            Georgetown ..... W, 84-76

*West Regional, Los Angeles, Calif.*

March 18            UNLV ..... W, 114-109 (ot)

March 20            UCLA ..... L, 66-82

## 1977

*Midwest Region, First Round, Omaha, Neb.*

March 12            Southern Illinois ..... L, 77-81

## 1985 – No. 10 Seed

*West Region, First Round, Albuquerque, N.M.*

March 15            (7) Alabama ..... L, 41-50

## 1986 – No. 9 Seed

*West Region, First Round, Long Beach, Calif.*

March 14            (8) Auburn ..... L, 63-73

## 1987 – No. 10 Seed

*West Region, First Round, Tucson, Ariz.*

March 13            (7) Texas-El Paso ..... L, 91-98 (ot)

## 1988 – No. 1 Seed

*West Region, First/Second Rounds, Los Angeles, Calif.*

March 18            (16) Cornell ..... W, 90-50

March 20            (8) Seton Hall ..... W, 84-55

*West Regional, Seattle, Wash.*

March 25            (5) Iowa ..... W, 99-79

March 27            (2) North Carolina ..... W, 70-52

*Final Four, Kansas City, Mo.*

April 2             (1) Oklahoma ..... L, 78-86

## 1989 – No. 1 Seed

*West Region, First/Second Rounds, Boise, Idaho*

March 16            (16) Robert Morris ..... W, 94-60

March 18            (9) Clemson ..... W, 94-68

*West Regional, Denver, Colo.*

March 23            (4) UNLV ..... L, 67-68

## 1990 – No. 2 Seed

*West Region, First/Second Rounds, Long Beach, Calif.*

March 16            (15) South Florida ..... W, 79-67

March 18            (7) Alabama ..... L, 55-77

## 1991 – No. 2 Seed

*West Region, First/Second Rounds, Salt Lake City, Utah*

March 14            (15) St. Francis, Pa. .... W, 93-80

March 16            (10) Brigham Young ..... W, 76-61

*West Regional, Seattle, Wash.*

March 21            (3) Seton Hall ..... L, 77-81

## 1992 – No. 3 Seed

*Southeast Region, First Round, Atlanta, Ga.*

March 20            (14) East Tennessee State ..... L, 80-87

## 1993 – No. 2 Seed

*West Region, First Round, Salt Lake City, Utah*

March 18            (15) Santa Clara ..... L, 61-64

## 1994 – No. 2 Seed

*West Region, First/Second Rounds, Sacramento, Calif.*

March 18            (15) Loyola (Md.) ..... W, 81-55

March 20            (7) Virginia ..... W, 71-58

*West Regional, Los Angeles, Calif.*

March 24            (3) Louisville ..... W, 82-70

March 26            (1) Missouri ..... W, 92-72

*Final Four, Charlotte, N.C.*

April 2             (1) Arkansas ..... L, 82-91

## 1995 – No. 5 Seed

*Midwest Region, First Round, Dayton, Ohio*

March 16            (12) Miami (Ohio) ..... L, 62-71

## 1996 – No. 3 Seed

*West Region, First/Second Rounds, Tempe, Ariz.*

March 15            (14) Valparaiso ..... W, 90-51

March 17            (6) Iowa ..... W, 87-73

*West Regional, at Denver, Colo.*

March 22            (2) Kansas ..... L, 80-83

## 1997 – No. 4 Seed

*Southeast Region, First/Second Rounds, Memphis, Tenn.*

March 13            (13) South Alabama ..... W, 65-57

March 15            (12) College of Charleston ..... W, 73-69

*Southeast Regional, Birmingham, Ala.*

March 21            (1) Kansas ..... W, 85-82

March 23            (10) Providence ..... W, 96-92 (ot)

*Final Four at Indianapolis, Ind.*

March 29            (1) North Carolina ..... W, 66-58

March 31            (1) Kentucky ..... W, 84-79 (ot)

## 1998 – No. 1 Seed

*West Region, First/Second Rounds, Sacramento, Calif.*

March 12            (16) Nicholls State ..... W, 99-60

March 14            (9) Illinois State ..... W, 82-49

*West Regional, Anaheim, Calif.*

March 19            (4) Maryland ..... W, 87-79

March 21            (3) Utah ..... L, 51-76

## 1999 – No. 4 Seed

*Midwest Region, First Round, Milwaukee, Wis.*

March 12            (13) Oklahoma ..... L, 60-61

## 2000 – No. 1 Seed

*West Region, First/Second Rounds, Salt Lake City, Utah*

March 16            (16) Jackson State ..... W, 78-47

March 18            (8) Wisconsin ..... L, 59-66

## 2001 – No. 2 Seed

*Midwest Region, First/Second Rounds, Kansas City, Mo.*

March 16            (15) Eastern Illinois ..... W, 101-76

March 18            (10) Butler ..... W, 73-52

*Midwest Regional, San Antonio, Texas*

March 23            (3) Mississippi ..... W, 66-56

March 25            (1) Illinois ..... W, 87-81

*Final Four, Minneapolis, Minn.*

March 31            (1) Michigan State ..... W, 80-61

April 2             (1) Duke ..... L, 72-82

## 2002 – No. 3 Seed

*West Region, First/Second Rounds, Albuquerque, N.M.*

March 14            (14) UC-Santa Barbara ..... W, 86-81

March 16            (11) Wyoming ..... W, 73-52

*West Regional, San Jose, Calif.*

March 21            (2) Oklahoma ..... L, 67-88

**NCAA Tournament Record:** 34-20 (.630)  
**Appearances:** 21 (18 consecutive)  
**National Championships (1):** 1997  
**Final Fours (4):** 1988, 1994, 1997, 2001  
**Elite Eights (6):** 1976, 1988, 1994, 1997, 1998, 2001  
**Sweet Sixteens (10):** 1976, 1988, 1989, 1991, 1994, 1996, 1997, 1998, 2001, 2002  
**Lute Olson's Overall NCAA Tournament Record:** 39-23  
**Olson's NCAA Tournament Record at Arizona:** 32-17

# NCAA Tournament Records

## Team Records

### Most Points

**Arizona:** 114, vs. UNLV (109) (ot), 1976 West Regional Semifinal, 3/18/1976  
**Opponent:** 109, UNLV (ot), 1976 West Regional Semifinal, 3/18/1976

### Fewest Points Scored

**Arizona:** 41, vs. Alabama (50), 1985 West Region First Round, 3/15/1985  
**Opponent:** 47, Jackson State, 2000 West Region First Round, 3/16/2000

### Victory Margin

**Arizona:** 40, vs. Cornell (90-50), 1988 West Region First Round, 3/18/1988  
**Opponent:** 25, vs. Utah (76-51), 1998 West Regional Final, 3/21/1998

### Field Goals

**Arizona:** 44, vs. UNLV (ot), 1976 West Regional Semifinal, 3/18/1976  
**Opponent:** 42, UNLV (ot), 1976 West Regional Semifinal, 3/18/1976

### Field Goal Attempts

**Arizona:** 83, vs. Nicholls State, 1998 West Region First Round, 3/12/1998  
**Opponent:** 96, UNLV (ot), 1976 West Regional Semifinal, 3/18/1976

### Field Goal Percentage

**Arizona (High):** .597 (37-of-62), vs. Valparaiso, 1996 West Region First Round, 3/15/1996  
**Arizona (Low):** .283 (17-of-60), vs. Utah, 1998 West Regional Final, 3/21/1998  
**Opponent (High):** .526 (30-of-57), Auburn, 1986 West Region First Round, 3/14/1986  
**Opponent (Low):** .279 (19-of-68), Loyola, Md., 1994 West Region First Round, 3/18/1994

### 3-Point Field Goals

**Arizona:** 11, vs. Iowa (11-of-24), 1988 West Regional Semifinal, 3/25/1988  
**Opponent:** 16, UC-Santa Barbara (16-of-27), 2002 West Region First Round, 3/14/2002

### 3-Point Field Goal Attempts

**Arizona:** 32, vs. Arkansas (6-of-32), 1994 National Semifinal, 4/2/1994  
**Opponent:** 33, Missouri (7-of-33), 1994 West Regional Final, 3/26/1994

### 3-Point Field Goal Percentage

**Arizona:** .571 (8-of-14), vs. St. Francis, Pa., 1991 West Region First Round, 3/14/1991  
**Opponent:** .593 (16-of-27), UC-Santa Barbara, 2002 West Region First Round, 3/14/2002

### Free Throws

**Arizona:** 43, vs. Illinois (43-of-56), 2001 Midwest Regional Final, 3/25/2001  
**Opponent:** 25, UNLV (25-of-33), 1976 West Regional Semifinals, 3/18/1976

### Free Throw Attempts

**Arizona:** 56, vs. Illinois (43-of-56), 2001 Midwest Regional Final, 3/25/2001  
**Opponent:** 39, East Tennessee State (24-of-39), 1992 Southeast Region First Round, 3/20/1992

### Free Throw Percentage

**Arizona:** .910 (22-of-24), vs. Cornell, 1988 West Region First Round, 3/18/1988  
**Opponent:** .889 (16-of-18), Oklahoma, 2002 West Regional Semifinal, 3/21/2002

### Rebounds

**Arizona:** 61, vs. UNLV, 1976 West Regional Semifinal, 3/18/1976  
**Opponent:** 52, North Carolina, 1997 National Semifinal, 3/29/1997

### Personal Fouls

**Arizona (Most):** 31, vs. East Tennessee State, 1992 Southeast Region First Round, 3/20/1992  
**Opponent (Most):** 36, Illinois, 2001 Midwest Regional Final, 3/25/2001

### Assists

**Arizona:** 26, vs. Valparaiso, 1996 West Region First Round, 3/15/1996  
**Opponent:** 23, Alabama, 1990 West Region Second Round, 3/18/1990

### Turnovers

**Arizona (Fewest):** 8, three times, last, vs. Michigan State, 2001 National Semifinal, 3/31/2001  
**Arizona (Most):** 31, vs. UNLV, 1976 West Regional Semifinal, 3/18/1976  
**Opponent (Fewest):** 5, Oklahoma, 2002 West Regional Semifinal, 3/21/2002  
**Opponent (Most):** 27, Cornell, 1988 West Region First Round, 3/18/1988

## Individual Records

### Most Points

**Arizona:** 32, Khalid Reeves, vs. Loyola, Md., 1994 West Region First Round, 3/18/1994  
**Opponent:** 32, twice, last, Mark Hull, UC-Santa Barbara, 2002 West Region First Round, 3/14/2002

### Field Goals

**Arizona:** 13, twice, last, Sean Elliott, vs. Oklahoma, 1988 National Semifinal, 4/2/1988  
**Opponent:** 11, five times, last, Kyle Hill, Eastern Illinois, 2001 Midwest Region First Round, 3/16/2001

### Field Goal Attempts

**Arizona:** 25, Khalid Reeves, vs. Loyola, Md., 1994 West Region First Round, 3/18/1994  
**Opponent:** 29, Jamel Thomas, Providence, 1997 Southeast Regional Final, 3/23/1997

### Field Goal Percentage (min. 10 attempts)

**Arizona:** .800 (12-of-15), Brian Williams, vs. South Florida 1990 West Region First Round, 3/16/1990  
**Opponent:** .727 (8-of-11), Stacey Harris, College of Charleston, 1997 Southeast Region Second Round, 3/15/1997

### 3-Point Field Goals

**Arizona:** 6, Mike Bibby, vs. North Carolina, 1997 National Semifinal, 3/29/1997  
**Opponent:** 8, Mark Hull, UC-Santa Barbara, 2002 West Region First Round, 3/14/2002

### 3-Point Field Goal Attempts

**Arizona:** 13, Damon Stoudamire, vs. Arkansas, 1994 National Semifinal, 4/2/1994  
**Opponent:** 12, Scott Padgett, Kentucky, 1997 National Championship, 3/31/1997

### 3-Point Field Goal Percentage

**Arizona (min. 5 att.):** .714 (5-of-7), Matt Othick, vs. St. Francis, 1991 West Region First Round, 3/14/1991  
**(min 10 attempts):** .500 (5-of-10), twice, last, Khalid Reeves vs. Missouri, 1994 West Regional Final, 3/26/1994  
**Opponent (min. 5 att.):** .727 (8-of-11), Mark Hull, UC-Santa Barbara, 2002 West Region First Round, 3/14/2002  
**(min 10 attempts):** .727 (8-of-11), Mark Hull, UC-Santa Barbara, 2002 West Region First Round, 3/14/2002

### Free Throws

**Arizona:** 14, Miles Simon, vs. Kentucky, 1997 National Championship, 3/31/1997  
**Opponent:** 13, Robert Archibald, Illinois, 2001 Midwest Regional Final, 3/25/2001

### Free Throw Attempts

**Arizona:** 17, Miles Simon, vs. Kentucky, 1997 National Championship, 3/31/1997  
**Opponent:** 15, Robert Archibald, Illinois, 2001 Midwest Regional Final, 3/25/2001

### Free Throw Percentage

**Arizona (min. 8 att.):** 1.000 (8-of-8), Matt Othick, vs. Brigham Young, 1991 West Region Second Round, 3/16/1991  
**(more than 10 att.):** .923 (12-of-13), Loren Woods, vs. Illinois, 2001 Midwest Regional Final  
**Opponent (min. 10 att.):** 1.000 (10-of-10), Robert Smith, UNLV, 1976 West Regional Semifinal, 3/18/1976

### Rebounds

**Arizona:** 16, twice, last, A.J. Bramlett, vs. South Alabama, 1997 Southeast Region First Round, 3/13/1997  
**Opponent:** 19, Ruben Garces, Providence, 1997 Southeast Regional Final, 3/23/1997

### Assists

**Arizona:** 13, Reggie Geary, vs. Iowa, 1996 West Region Second Round, 3/17/1996  
**Opponent:** 13, James Sanders, Alabama, 1990 West Region Second Round, 3/18/1990

### Turnovers

**Arizona:** 8, Mike Bibby, vs. Kentucky, 1997 National Championship, 3/31/1997  
**Opponent:** 8, James Banks, Nicholls State, 1998 West Region First Round, 3/12/1998



### NCAA Tournament Facts

Arizona has made 18 consecutive trips to the NCAA Tournament, the longest active streak in the nation. Since UA's streak began in 1985, 248 different teams have played in the NCAA Tournament. In that span, Arizona ranks fifth in games played and number of wins, and is one of just 15 schools to post at least 20 tournament victories.

### NCAA Tournament Games Played, 1985-2002

Team	App.	GP
1. Duke	17	72
2. North Carolina	17	62
3. Kansas	17	58
Kentucky	15	56
<b>5. ARIZONA</b>	<b>18</b>	<b>49</b>
6. Indiana	17	42
Syracuse	15	42
8. Arkansas	14	41
9. UCLA	15	39
10. Temple	16	38
11. Michigan	12	37
Georgetown	13	37

### NCAA Tournament Wins, 1985-2002

Team	App.	W
1. Duke	17	58
2. North Carolina	17	46
3. Kentucky	15	43
4. Kansas	17	42
<b>5. ARIZONA</b>	<b>18</b>	<b>32</b>
6. Arkansas	14	28
Syracuse	15	27
8. Indiana	17	26
Connecticut	10	26
Michigan	12	26
11. UCLA	15	25
12. Georgetown	13	24
13. Maryland	12	23

As a measure of consistent excellence, Arizona is one of just 16 schools to have appeared in at least 12 of the last 18 NCAA Tournaments. The Wildcats' .653 winning percentage ranks ninth. No school with 12 or more appearances since 1985 has a cumulative losing record.

### By Percentage (min. 12 app., 1985-2002)

Team	App.	W	L	Pct.
1. Duke	17	58	14	.806
2. Kentucky	15	43	13	.768
3. North Carolina	17	46	16	.742
4. Kansas	17	42	16	.724
5. Michigan	12	26	11	.703
6. Arkansas	14	28	13	.683
7. Maryland	12	23	11	.676
8. Louisville	12	21	11	.656
<b>9. ARIZONA</b>	<b>18</b>	<b>32</b>	<b>17</b>	<b>.653</b>
10. Georgetown	13	24	13	.649
11. Syracuse	15	27	15	.643
12. UCLA	15	25	14	.641
13. Indiana	17	26	16	.619
14. Oklahoma	15	21	15	.583
15. Temple	16	22	16	.579

In the last 18 years, only 14 coaches have won 20 or more NCAA Tournament games. Since 1985, Arizona's Lute Olson ranks third with 32 NCAA Tournament wins. Of that list, Olson is one of 10 to have also won a national championship.

### Head Coach Wins, 1985-2002

Coach, Team	W
1. Mike Krzyzewski, Duke	58
2. Dean Smith, North Carolina	37
<b>3. Lute Olson, Arizona</b>	<b>32</b>
4. Roy Williams, Kansas	28
5. Jim Boeheim, Syracuse	27
6. Nolan Richardson, Arkansas	26
Jim Calhoun, Connecticut	26
8. John Thompson, Georgetown	22
Eddie Sutton, Ark., Ky., Okla. State	22
Rick Pitino, Kentucky	22
Jerry Tarkanian, UNLV, Fresno St.	22
12. Bob Knight, Indiana, Texas Tech	21
Denny Crum, Louisville	21
14. Steve Fisher, Michigan, SDSU	20

### Arizona's Record Versus Teams During NCAA Tournament Play

Alabama	0-2
Arkansas	0-1
Auburn	0-1
Brigham Young	1-0
Butler	1-0
California-Santa Barbara	1-0
Clemson	1-0
College of Charleston	1-0
Cornell	1-0
Duke	0-1
East Tennessee State	0-1
Eastern Illinois	1-0
Georgetown	1-0
Illinois	1-0
Illinois State	1-0
Iowa	2-0
Jackson State	1-0
Kansas	1-1
Kansas State	0-1
Kentucky	1-0
Louisville	1-0
Loyola (Md.)	1-0
Maryland	1-0
Miami (Ohio)	0-1
Michigan State	1-0
Mississippi	1-0
Missouri	1-0
Nicholls State	1-0
North Carolina	2-0
Oklahoma	0-3
Providence	1-0
Robert Morris	1-0
St. Francis	1-0
Santa Clara	0-1
Seton Hall	1-1
South Alabama	1-0
South Florida	1-0
Southern Illinois	0-1
Texas-El Paso	0-1
UCLA	0-1
UNLV	1-1
Utah	0-1
Valparaiso	1-0
Virginia	1-0
Wisconsin	0-1
Wyoming	1-0

Border Conference Tournament:	7-1
National Invitation Tournament:	0-3
NCAA District Playoffs:	1-3
National Commissioner's Invitational Tournament:	2-1
Pac-10 Conference Tournament:	12-1
<b>Totals:</b>	<b>22-9</b>

### Other Postseason Results

#### 1942-43 Border Conference Tournament Albuquerque, N.M.

Feb. 17	W	Arizona 55, New Mexico 40
Feb. 18	L	Texas Tech 47, Arizona 35
Feb. 19	W	Arizona 41, New Mexico 37
Feb. 19	W	Arizona 60, UTEP 51
Feb. 20	W	Arizona 54, Texas Tech 41
Feb. 20	W	Arizona 47, West Texas St. 39

#### 1945-46 Border Conference Tournament Albuquerque, N.M.

March 1	W	Arizona 61, Texas Tech 31
March 2	W	Arizona 44, West Texas St. 37

#### 1946 National Invitation Tournament New York, N.Y.

March 16	L	Kentucky 77, Arizona 53
----------	---	-------------------------

#### 1947-48 NCAA District 6 Playoff

##### Dallas, Texas

March 12	L	Baylor 65, Arizona 59
March 13	L	Baylor 64, Arizona 54

#### 1948-49 NCAA District 6 Playoff

##### Dallas, Texas

March 15	W	Arizona 55, Baylor 47
March 16	L	Arkansas 65, Arizona 44

#### 1950 National Invitation Tournament New York, N.Y.

March 11	L	LaSalle 72, Arizona 66
----------	---	------------------------

#### 1951 National Invitation Tournament New York, N.Y.

March 13	L	Dayton 74, Arizona 68
----------	---	-----------------------

#### 1952-53 Border Conference Tournament

##### Abilene, Texas

March 6	L	Hardin-Simmons 67, Arizona 61
---------	---	-------------------------------

#### 1974-75 Nat'l Commissioner's Invitational Tournament Louisville, Ky.

March 13	W	Arizona 94, East Carolina 78
March 15	W	Arizona 102, Purdue 96
March 16	L	Drake 83, Arizona 76

#### 1987 Pac-10 Conference Tournament

##### Los Angeles, Calif.

March 6	L	Oregon 72, Arizona 63
---------	---	-----------------------

#### 1988 Pac-10 Conference Tournament

##### Tucson, Ariz.

March 11	W	Arizona 88, California 64
March 12	W	Arizona 97, Stanford 83
March 13	W	Arizona 93, Oregon State 67

#### 1989 Pac-10 Conference Tournament

##### Los Angeles, Calif.

March 10	W	Arizona 62, Washington St. 54
March 11	W	Arizona 98, Oregon State 87
March 12	W	Arizona 73, Stanford 51

#### 1990 Pac-10 Conference Tournament

##### Tempe, Ariz.

March 9	W	Arizona 80, USC 57
March 10	W	Arizona 85, Stanford 61
March 11	W	Arizona 94, UCLA 78

#### 2002 Pac-10 Conference Tournament

##### Los Angeles, Calif.

March 7	W	Arizona 73, Arizona State 56
March 8	W	Arizona 90, California 78
March 9	W	Arizona 81, USC 71

# In-Season Tournament Results

## In-season Tournaments:

102-51 (.667)	
At home: 39-2 (.951)	
Under Lute Olson: 74-11 (.871)	
<b>1939-40 All-College Tournament</b>	
<b>Oklahoma City, Okla.</b>	
L 24 SE Oklahoma	32
L 32 Texas Christian	37
L 43 West Texas State	52
L 32 Montana State	39
<b>1948-49 Camelia Bowl</b>	
<b>Lafayette, La.</b>	
L 49 North Carolina	60
<b>1949-50 Sun Bowl</b>	
<b>El Paso, Texas</b>	
W 65 New Mexico	52
W 55 UTEP	47
<b>1952-53 SWC Holiday Tournament</b>	
<b>Dallas, Texas</b>	
L 51 Arkansas	68
W 66 Texas A&M	49
L 48 TCU	63
<b>1952-53 Memphis Tournament</b>	
<b>Memphis, Tenn.</b>	
L 70 Mississippi	75
L 56 Memphis State	75
<b>1954-55 Wichita Tournament</b>	
<b>Wichita, Kan.</b>	
L 49 Tulsa	71
L 64 Wichita State	87
<b>1955-56 Kentucky Invitational</b>	
<b>Louisville, Ky.</b>	
L 83 Louisville	103
L 76 Ohio Univ.	91
L 75 Bowling Green	92
<b>1961-62 Steel Bowl</b>	
<b>Pittsburgh, Pa.</b>	
L 58 Pittsburgh	83
L 47 Duke	78
<b>1963-64 Far West Classic</b>	
<b>Portland, Ore.</b>	
L 56 Iowa	57
W 67 Washington	57
L 59 Seattle	75
<b>1963-64 Evansville Tournament</b>	
<b>Evansville, Ind.</b>	
W 57 Maryland	54
W 78 Evansville	61
<b>1964-65 Los Angeles Classic</b>	
<b>Los Angeles, Calif.</b>	
L 79 UCLA	99
W 77 Washington	63
W 57 USC	55
<b>1965-66 Northwest Holiday</b>	
<b>Tournament</b>	
<b>Seattle, Wash.</b>	
W 62 California	58
L 74 Seattle (ot)	79
<b>1966-67 Los Angeles Classic</b>	
<b>Los Angeles, Calif.</b>	
L 77 Illinois	93
L 61 Arkansas	65
L 61 Wisconsin	104
<b>1967-68 Quaker City Tournament</b>	
<b>Philadelphia, Pa.</b>	
L 71 St. Francis (Pa.)	85
L 59 Villanova	75
<b>1968-69 Rainbow Classic</b>	
<b>Honolulu, Hawaii</b>	
L 72 Purdue	98
W 75 Stanford	64
W 77 West Virginia	60
<b>1969-70 Evansville Tourn.</b>	
<b>Evansville, Ind.</b>	
L 72 Jacksonville	104
L 74 Fordham	82

<b>1970-71 Poinsetta Classic</b>	
<b>Greenville, S.C.</b>	
W 90 Texas A&M	76
W 77 Mississippi State	75
<b>1971-72 Bruin Classic</b>	
<b>Los Angeles, Calif.</b>	
L 47 Ohio State	90
L 69 Texas	86
<b>1973-74 Holiday Classic</b>	
<b>Las Vegas, Nev.</b>	
W 83 Purdue	80
L 64 UNLV	65
<b>1973-74 Milwaukee Classic</b>	
<b>Milwaukee, Wis.</b>	
L 62 Marquette	76
W 86 SMU	82
<b>1974-75 Fiesta Bowl Classic</b>	
<b>Tucson/Tempe, Ariz.</b>	
W 78 Illinois	66
W 67 Kansas State	65
<b>1974-75 Old Dominion Classic</b>	
<b>Norfolk, Va.</b>	
L 82 California	84
W 94 Columbia	73
<b>1975-76 Fiesta Bowl Classic</b>	
<b>Tempe/Tucson, Ariz.</b>	
L 82 Idaho State	87
W 94 SMU	74
<b>1975-76 Rainbow Classic</b>	
<b>Honolulu, Hawaii</b>	
W 71 Cincinnati	64
L 80 Iowa	82
W 83 Hawaii	74
<b>1980-81 Copper State Classic</b>	
<b>Tucson, Ariz.</b>	
W 87 UCSB	58
L 61 Lamar	63
<b>1981-82 Pillsbury Classic</b>	
<b>Minneapolis, Minn.</b>	
W 64 Montana State	59
L 62 Minnesota	81
<b>1982-83 Kettle Classic</b>	
<b>Houston, Texas</b>	
L 63 Houston	104
L 56 Tex-San Antonio	57
<b>1983-84 Sun Bowl</b>	
<b>El Paso, Texas</b>	
W 51 Texas Tech (ot)	49
L 49 UTEP (ot)	51
<b>1984-85 Hawaii-Pacific Tournament</b>	
<b>Pearl Harbor, Hawaii</b>	
L 73 Missouri	76
W 80 Hawaii-Pacific	66
<b>1985-86 Great Alaska Shootout</b>	
<b>Anchorage, Alaska</b>	
W 62 Texas-San Antonio	49
L 59 UNLV	60
L 74 Purdue	81
<b>1985-86 Valley Bank Fiesta Bowl</b>	
<b>Classic</b>	
<b>Tucson, Ariz.</b>	
W 54 Princeton	41
W 71 Boston College	61
<b>1986-87 Big Apple NIT</b>	
<b>L 87 at UNLV</b>	
92	
<b>1986-87 Valley Bank Fiesta Bowl</b>	
<b>Classic</b>	
<b>Tucson, Ariz.</b>	
W 70 St. Bonaventure	64
W 53 Texas Tech	40
<b>1987-88 Great Alaska Shootout</b>	
<b>Anchorage, Alaska</b>	
W133 Duquesne	78
W 79 Michigan	64
W 80 Syracuse	69

<b>1987-88 Valley Bank Fiesta Bowl</b>	
<b>Classic</b>	
<b>Tucson, Ariz.</b>	
W 78 Michigan State	58
W 91 Duke	85
<b>1988-89 Tournament of Champions</b>	
<b>Charlotte, N.C.</b>	
L 72 North Carolina	79
W 68 Temple	50
<b>1988-89 Valley Bank Fiesta Bowl</b>	
<b>Classic</b>	
<b>Tucson, Ariz.</b>	
W106 Loyola (Ill.)	82
W 68 Pittsburgh	62
<b>1989-90 Hall of Fame Tipoff Classic</b>	
<b>Springfield, Mass.</b>	
W 82 Michigan	75
<b>1989-90 Valley Bank Fiesta Bowl</b>	
<b>Classic</b>	
<b>Tucson, Ariz.</b>	
W 74 Penn State	55
W 85 Purdue	66
<b>1990-91 Dodge NIT</b>	
W122 Austin Peay	80
W 88 East Tennessee State	79
W 91 Notre Dame (at NY)	61
W 89 Arkansas (at NY)	77
<b>1990-91 Valley Bank Fiesta Bowl</b>	
<b>Classic</b>	
<b>Tucson, Ariz.</b>	
W 80 Pepperdine	66
W102 Iowa State	77
<b>1991-92 Hawaii Tip-Off Tournament</b>	
<b>Honolulu, Hawaii</b>	
W 84 Dayton	68
W 85 Hawaii	71
<b>1991-92 Valley Bank Fiesta Bowl</b>	
<b>Classic</b>	
<b>Tucson, Ariz.</b>	
W 83 Evansville	76
W103 Rutgers	80
<b>1991-92 7-UP Shootout</b>	
<b>St. Petersburg, Fla.</b>	
W 66 Temple	60
<b>1992-93 Valley Bank Fiesta Bowl</b>	
<b>Classic</b>	
<b>Tucson, Ariz.</b>	
W 92 Delaware State	52
W 75 West Virginia	74
<b>1992-93 7-UP Shootout</b>	
<b>Phoenix, Ariz.</b>	
W 70 Cincinnati	60
<b>1993-94 Dial Invitational</b>	
<b>Phoenix, Ariz.</b>	
W 97 Oklahoma State	84
<b>1993-94 Maui Invitational</b>	
<b>Lahaina, Maui</b>	
W 98 Notre Dame	79
W 70 Boston College	65
L 92 Kentucky	93
<b>1993-94 Bank One Fiesta Bowl</b>	
<b>Classic</b>	
<b>Tucson, Ariz.</b>	
W111 Fordham	84
W119 Michigan	95
<b>1994-95 Great Alaska Shootout</b>	
<b>Anchorage, Alaska</b>	
L 70 Minnesota	72
W107 Alaska-Anchorage	88
W 73 Oklahoma State	63
<b>1994-95 Great Eight</b>	
<b>Auburn Hills, Mich.</b>	
W 78 Michigan	57
<b>1994-95 Bank One Fiesta Bowl</b>	
<b>Classic</b>	
<b>Tucson, Ariz.</b>	
W 95 Richmond	68
W 88 Texas Tech	82

<b>1995-96 Preseason NIT</b>	
W 91 Long Beach State	57
W 83 at Arkansas	73
W 86 Michigan (at N.Y.)	79
W 91 Georgetown (at N.Y.)	81
<b>1995-96 Bank One Fiesta Bowl</b>	
<b>Classic</b>	
<b>Tucson, Ariz.</b>	
W 88 Texas A&M	44
W 79 Rutgers	70
<b>1996-97 Hall of Fame Tip Off</b>	
<b>Classic</b>	
<b>Springfield, Mass.</b>	
W 83 North Carolina	72
<b>1996-97 John R. Wooden Classic</b>	
<b>Anaheim, Calif.</b>	
W 69 Utah	61
<b>1996-97 Bank One Fiesta Bowl</b>	
<b>Classic</b>	
<b>Tucson, Ariz.</b>	
W118 Robert Morris	54
W 93 Pennsylvania	51
<b>1997-98 Maui Invitational</b>	
<b>Lahaina, Hawaii</b>	
W 99 Boston College	69
W 89 Kentucky	74
L 87 Duke	9
<b>1997-98 Great Eight</b>	
<b>Chicago, Ill.</b>	
L 87 Kansas	90
<b>1997-98 Bank One Fiesta Bowl</b>	
<b>Classic</b>	
<b>Tucson, Ariz.</b>	
W 92 James Madison	68
W125 Kansas State	87
<b>1998-99 Black Coaches Association</b>	
<b>Shootout</b>	
<b>Albuquerque, N.M.</b>	
W 73 Tennessee	72
<b>1998-99 Bank One Fiesta Bowl</b>	
<b>Classic</b>	
<b>Tucson, Ariz.</b>	
W 89 Holy Cross	41
W 91 Florida International	75
<b>1999-2000 Preseason NIT</b>	
W 88 Kansas State	69
W 84 New Mexico State	60
W 76 Notre Dame (at N.Y.)	60
W 63 Kentucky (at N.Y.)	51
<b>1999-2000 Great Eight</b>	
<b>Chicago, Ill.</b>	
L 69 Connecticut	78
<b>1999-2000 Bank One Fiesta Bowl</b>	
<b>Classic</b>	
<b>Tucson, Ariz.</b>	
W 66 UNC Wilmington	51
W 89 Delaware	77
<b>2000-01 Maui Invitational</b>	
<b>Lahaina, Hawaii</b>	
W 97 Chaminade	57
W 76 Dayton	59
W 79 Illinois	76
<b>2000-01 John R. Wooden Tradition</b>	
<b>Indianapolis, Ind.</b>	
L 69 Purdue	72
<b>2000-01 Bank One Fiesta Bowl</b>	
<b>Classic</b>	
<b>Tucson, Ariz.</b>	
W 72 Butler	60
L 74 Mississippi State	75
<b>2001 Coaches vs. Cancer IKON</b>	
<b>Classic</b>	
<b>New York, N.Y.</b>	
W 71 Maryland	67
W 75 Florida	71
<b>2001-02 Fiesta Bowl Classic</b>	
<b>honoring Bobbi Olson</b>	
<b>Tucson, Ariz.</b>	
W 94 Pepperdine	71
W 74 Valparaiso	70

# Year-By-Year Coaching Records

Year	Coach	Captain(s)	Overall				Conference*			Postseason
			W	L	Pts.	Opp.	W	L	Place	
1904-05	Orin A. Kates	Charles O. Brown, Jr.	1	0	59	51				
1905-06	Orin A. Kates	Charles O. Brown, Jr.	Intra-Squad Games Only							
1906-07	Unknown	Hugo E. Birkner	3	1	100	60				
1907-08	Unknown	Jose Salazar	1	2	50	67				
1908-09	Unknown	George Roberson	1	1	30	32				
1909-10	Unknown	Ernest O. Blades	2	2	103	87				
1910-11	Unknown	George Spaulding	3	0	122	88				
1911-12	Frank L. Kleeberger	James D. Sullivan	2	2	90	104				
1912-13	Raymond L. Quigley	Normal G. Hayhurst	3	2	116	115				
1913-14	Raymond L. Quigley	Ralph L. Reynolds	7	2	276	175				
1914-15	J.F. McKale	Leo F. Cloud	9	0	312	146				
1915-16	J.F. McKale	Alma P. Sessions	5	0	176	87				
1916-17	J.F. McKale	James S. Maffeo	10	2	460	246				
1917-18	J.F. McKale	Albin A. Iselin	3	2	226	143				
1918-19	J.F. McKale	J. Prugh Herndon	6	3	332	226				
1919-20	J.F. McKale	A. Louis Slonaker	9	5	436	337				
1920-21	J.F. McKale	Thomas J. Wallace	7	0	407	130				
1921-22	James H. Pierce	Bret H. Locking	10	2	399	259				
1922-23	Basil Stanley	Harold C. Tovrea	17	3	679	407				
1923-24	Basil Stanley	Harold C. Tovrea	14	3	685	350				
1924-25	Walter Davis	Marvin C. Clark	7	4	306	250				
1925-26	Fred A. Enke	Frank Brookshier	6	7	376	331				
1926-27	Fred A. Enke	Frank Brookshier	13	4	524	442				
1927-28	Fred A. Enke	George Sorenson	13	3	612	465				
1928-29	Fred A. Enke	George Sorenson	19	4	975	509				
1929-30	Fred A. Enke	Waldo Dicus/Neil Goodman	15	6	721	573				
1930-31	Fred A. Enke	Nelson/Ridgway	9	6	441	431				
1931-32	Fred A. Enke	Jack Raffety	18	2	843	375	8	2	1st	
1932-33	Fred A. Enke	Edgar Crismon	19	5	960	716	7	3	1st	
1933-34	Fred A. Enke	George Johnson	18	9	1039	863	9	3	2nd	
1934-35	Fred A. Enke	Walter Schlotzhauer	11	8	711	712	5	7	4th	
1935-36	Fred A. Enke	Elmer Vickers	16	7	852	733	11	5	1st	
1936-37	Fred A. Enke	Ralph Warford	14	11	857	840	9	7	3rd	
1937-38	Fred A. Enke	Walter Helm/Lorry DeGrazia	13	8	864	807	9	7	2nd	
1938-39	Fred A. Enke	Dan Clarke	12	11	936	963	8	10	5th	
1939-40	Fred A. Enke	Carl Berra/George Jordan	15	10	1086	1033	12	4	1st	
1940-41	Fred A. Enke	Wilmer Harper	11	7	842	749	9	6	2nd	
1941-42	Fred A. Enke	Bob Ruman/Vince Cullen	9	13	972	995	6	10	6th	
1942-43	Fred A. Enke	George Genung	22	2	1405	931	16	2	T1st	
1943-44	Fred A. Enke	George Genung	12	2	714	545	--	--	+	
1944-45	Fred A. Enke	Harold Goodman	7	11	701	810	3	4	6th+	
1945-46	Fred A. Enke	Marvin Borodkin	25	5	1667	1234	14	3	1st	NIT
1946-47	Fred A. Enke	Linc Richmond/Morris Udall	21	3	1505	1139	14	2	1st	
1947-48	Fred A. Enke	Fred W. Enke/John Padelford	19	10	1763	1566	12	4	1st	
1948-49	Fred A. Enke	Hillard Crum/William Mann	17	11	1526	1441	13	3	1st	
1949-50	Fred A. Enke	Leon Blevins	26	5	2027	1677	14	2	1st	NIT
1950-51	Fred A. Enke	Leo Johnson/Bob Honea	24	6	2085	1661	15	1	1st	NIT, NCAA
1951-52	Fred A. Enke	Roger Johnson	11	16	1765	1858	6	8	T3rd	
1952-53	Fred A. Enke	Bill Kemmeries	13	11	1757	1764	11	3	T1st	
1953-54	Fred A. Enke	John Bruner	14	10	1586	1702	8	4	3rd	
1954-55	Fred A. Enke	George Rountree/Eli Lazovich/Jim Brower	8	17	1691	1849	3	9	6th	
1955-56	Fred A. Enke	Bill Wagner/Bill Reeves	11	15	1905	2096	6	6	5th	
1956-57	Fred A. Enke	Bill Reeves	13	13	1905	1944	5	5	3rd	
1957-58	Fred A. Enke	Ed Nymeyer	10	15	1661	1797	4	6	T4th	
1958-59	Fred A. Enke	Dick Mower/Louis Hopkins	4	22	1643	2052	1	9	6th	
1959-60	Fred A. Enke	Jon Conner/Ernie McCray	10	14	1679	1742	4	6	4th	
1960-61	Fred A. Enke	Marv Dutt/Bill Weese	11	15	1916	2030	5	5	3rd	
1961-62	Bruce Larson	Joe Skaisgir	12	14	1707	1708				
1962-63	Bruce Larson	Wes Flynn	13	13	1613	1609	3	7	T5th	
1963-64	Bruce Larson	Warren Rustand	15	11	1754	1637	4	6	4th	
1964-65	Bruce Larson	Warren Rustand	17	9	1891	1733	5	5	T2nd	
1965-66	Bruce Larson	Harvey Fox/Bob Hansen/Bob Spahn	15	11	1930	1878	5	5	3rd	
1966-67	Bruce Larson	Mike Abound	8	17	1693	1828	3	7	5th	

## Year-By-Year Coaching Records

1967-68	Bruce Larson	Mike Kordick/Bill Davis	11	13	1771	1794	4	6	T4th	
1968-69	Bruce Larson	Jim Hansen	17	10	2107	1968	5	5	3rd	
1969-70	Bruce Larson	Mickey Foster	12	14	2039	2131	8	6	4th	
1970-71	Bruce Larson	Tom Lee/Lanny Mitchell	10	16	2153	2216	3	11	8th	
1971-72	Bruce Larson	Bruce Anderson/Jim Huckestein	6	20	1730	1997	4	10	7th	
1972-73	Fred Snowden	Lynard Harris/Tom Lawson	16	10	2110	2120	9	5	T2nd	
1973-74	Fred Snowden	Ron Allen/Eric Money/Coniel Norman	19	7	2315	2130	9	5	T2nd	
1974-75	Fred Snowden	Dave Burns/Steve Kanner	22	7	2380	2164	9	5	3rd	NCIT
1975-76	Fred Snowden	Al Flemming/Jim Rappis	24	9	2704	2464	11	3	1st	NCAA
1976-77	Fred Snowden	Bob Elliott/Herman Harris/Len Gordy	21	6	2302	2014	10	4	2nd	NCAA
1977-78	Fred Snowden	Phil Taylor	15	11	2184	2066	6	8	T4th	
1978-79	Fred Snowden	Larry Demic	16	11	2062	2140	10	8	T4th	
1979-80	Fred Snowden	Joe Nehls	12	15	1966	2055	6	12	6th	
1980-81	Fred Snowden	Russell Brown	13	14	1996	1933	8	10	T5th	
1981-82	Fred Snowden	Frank Smith	9	18	1732	1913	4	14	T8th	
1982-83	Ben Lindsey	John Belobraydic	4	24	1849	2181	1	17	10th	
1983-84	Lute Olson	Pete Williams/Eddie Smith	11	17	1767	1768	8	10	8th	
1984-85	Lute Olson	Brock Brunkhorst	21	10	2123	1868	12	6	T3rd	NCAA
1985-86	Lute Olson	Steve Kerr/John Edgar	23	9	2202	1992	14	4	1st	NCAA
1986-87	Lute Olson	Bruce Fraser	18	12	2268	2064	13	5	2nd	NCAA
1987-88	Lute Olson	Steve Kerr	35	3	3234	2439	17	1	1st	NCAA (Final Four)
1988-89	Lute Olson	Sean Elliott/Anthony Cook	29	4	2788	2207	17	1	1st	NCAA
1989-90	Lute Olson	Jud Buechler	25	7	2524	2140	15	3	T1st	NCAA
1990-91	Lute Olson	Matt Muehlebach	28	7	3021	2510	14	4	1st	NCAA
1991-92	Lute Olson	Sean Rooks/Matt Othick/ Wayne Womack	24	7	2629	2134	13	5	3rd	NCAA
1992-93	Lute Olson	Chris Mills	24	4	2340	1998	17	1	1st	NCAA
1993-94	Lute Olson	K. Flanagan/K. Reeves/ D. Stoudamire	29	6	3124	2604	14	4	1st	NCAA (Final Four)
1994-95	Lute Olson	R. Geary/R. Owes/D. Stoudamire	24	7	2631	2350	14	4	2nd	NCAA
1995-96	Lute Olson	B. Davis/R. Geary /J. McLean/C. Williams	27	6	2693	2372	14	4	2nd	NCAA
1996-97	Lute Olson	Michael Dickerson/Miles Simon	25	9	2850	2491	11	7	5th	NCAA (Champion)
1997-98	Lute Olson	Michael Dickerson/Miles Simon	30	5	3177	2610	17	1	1st	NCAA
1998-99	Lute Olson	Jason Terry/A.J. Bramlett	22	7	2383	2181	13	5	2nd	NCAA
1999-2000	Lute Olson	Josh Pastner/Loren Woods	27	7	2599	2284	15	3	T1st	NCAA
2000-01	Lute Olson/ J. Rosborough	E. Edgeron/J. Wessel/L. Woods	28	8	2926	2386	15	3	2nd	NCAA (Runner-Up)
2001-02	Lute Olson	R. Anderson/J. Gardner/L. Walton	24	10	2793	2642	12	6	T2nd	NCAA

\* Arizona was a member of the Border Conference from 1931-61, the Western Athletic Conference from 1962-78, and the Pacific-10 Conference from 1978-present.  
 + Due to travel restrictions during World War II, no official Border Conference championship was awarded in 1943-44 or 1944-45. Record listed in 1944-45 reflects a limited schedule vs. other conference members.

### Career Coaching Records

Years at UA	Name	Seasons	W	L	Pct.	Best Season
1904-06	Orin A. Kates	*2	1	0	1.000	1-0 in 1904-05
1906-11	Unknown	5	10	6	.625	3-0 in 1910-11
1911-12	Frank L. Kleeberger	1	2	2	.500	2-2 in 1911-12
1912-14	Raymond L. Quigley	2	10	4	.714	7-2 in 1913-14
1914-21	J.F. McKale	7	49	12	.803	9-0 in 1914-15
1921-22	James H. Pierce	1	10	2	.833	10-2 in 1921-22
1922-24	Basil Stanley	2	31	6	.838	17-3 in 1922-23
1924-25	Walter Davis	1	7	4	.637	7-4 in 1924-25
1925-61	Fred A. Enke	36	509	324	.611	22-2 in 1942-43
1961-72	Bruce Larson	11	136	148	.479	17-9 in 1964-65
1972-82	Fred Snowden	10	167	108	.607	24-9 in 1975-76
1982-83	Ben Lindsey	1	4	24	.143	4-24 in 1982-83
1983-2002	Lute Olson	19	471	143	.767	35-3 in 1987-88
2000-01	Jim Rosborough	^1	3	2	.600	

\* Only intrasquad games were played in 1905-06.

^ Rosborough served as the head coach for five games during the 2000-01 campaign while Olson took a leave of absence. Arizona was 28-8 overall and 15-3 in Pac-10 play that season.

# Season Comparisons

		<b>G</b>	<b>FG-FGA</b>	<b>Pct.</b>	<b>3FG-FGA</b>	<b>Pct.</b>	<b>FT-FTA</b>	<b>Pct.</b>	<b>Reb.</b>	<b>Avg.</b>	<b>PF-D</b>	<b>A</b>	<b>TO</b>	<b>Blk</b>	<b>Stl</b>	<b>Pts</b>	<b>Avg.</b>
2001-02	Arizona	34	935-2039	.459	258-686	.375	665-910	.731	1286	37.8	610-16	527	478	103	207	2793	82.1
	Opponents	34	974-2230	.437	248-713	.348	446-636	.701	1268	37.3	774-23	534	460	115	211	2642	77.7
2000-01	Arizona	36	1015-2131	.476	193-544	.355	703-940	.748	1433	39.8	630-9	585	546	159	283	2926	81.3
	Opponents	36	862-2174	.397	210-688	.305	452-669	.676	1196	33.2	817-34	473	586	98	221	2386	66.3
1999-2000	Arizona	34	904-1976	.457	155-482	.322	636-871	.730	1306	38.4	496-9	537	510	192	255	2599	76.4
	Opponents	34	862-2151	.400	226-665	.340	336-484	.694	1215	35.7	741-26	473	574	96	224	2284	67.2
1998-99	Arizona	29	820-1754	.468	143-409	.350	600-845	.710	1208	41.7	522-13	419	487	93	213	2383	82.2
	Opponents	29	778-1841	.423	223-620	.360	402-593	.678	973	33.6	645-26	447	447	84	251	2181	75.2
1997-98	Arizona	35	1146-2350	.488	269-714	.377	512-860	.716	1372	39.2	578-8	677	502	113	352	3177	90.8
	Opponents	35	980-2229	.440	230-653	.352	477-801	.667	1278	36.5	697-22	525	695	114	230	2610	74.6
1996-97	Arizona	34	1015-2241	.453	222-600	.370	598-913	.655	1376	40.5	654-23	567	521	100	358	2850	83.8
	Opponents	34	918-2107	.436	198-604	.328	457-701	.652	1299	38.2	739-25	537	678	141	249	2491	73.3
1995-96	Arizona	33	873-1981	.491	222-590	.376	525-796	.660	1253	38.0	590-8	589	541	117	244	2693	81.6
	Opponents	33	843-2031	.415	215-603	.357	471-674	.699	1143	34.6	666-17	467	558	99	257	2373	71.9
1994-95	Arizona	31	948-1961	.483	245-593	.413	490-746	.657	1285	41.5	564-9	559	526	95	222	2631	84.9
	Opponents	31	857-2091	.410	220-666	.330	416-621	.670	1168	37.7	620-18	499	478	130	242	2350	75.8
1993-94	Arizona	35	1077-2208	.484	279-787	.355	629-884	.712	1453	41.5	637-12	581	481	102	285	3124	89.3
	Opponents	35	922-2260	.409	240-711	.338	456-732	.623	1349	38.5	711-19	508	567	91	213	2604	74.4
1992-93	Arizona	28	847-1734	.488	143-401	.357	503-735	.684	1208	43.1	520-8	486	445	124	193	2340	83.6
	Opponents	28	710-1776	.400	180-526	.342	398-597	.667	957	34.2	593-20	380	420	86	218	1998	71.4
1991-92	Arizona	31	967-1921	.503	181-459	.394	514-763	.674	1250	40.3	548-9	539	435	120	236	2629	84.8
	Opponents	31	773-1887	.410	182-533	.341	406-604	.672	1022	33.0	631-20	412	501	76	194	2134	68.8
1990-91	Arizona	35	1091-2121	.514	180-465	.387	659-967	.681	1422	40.6	650-14	651	551	183	278	3021	86.3
	Opponents	35	903-2272	.397	185-586	.316	519-774	.671	1244	35.5	748-28	527	519	79	252	2510	71.7
1989-90	Arizona	32	879-1754	.501	159-418	.380	607-840	.723	1205	37.7	539-13	585	457	185	196	2524	78.9
	Opponents	32	780-1990	.392	148-478	.310	432-603	.716	1107	34.6	706-32	446	444	50	193	2140	66.9
1988-89	Arizona	33	988-1910	.517	185-461	.401	627-846	.741	1204	36.5	514-7	581	456	145	281	2788	84.5
	Opponents	33	869-2018	.431	148-428	.346	321-482	.666	1072	32.5	694-26	470	545	56	194	2207	66.9
1987-88	Arizona	38	1147-2106	.545	254-526	.483	686-932	.736	1274	33.5	583-6	662	471	173	275	3234	85.1
	Opponents	38	925-2160	.428	164-455	.360	425-606	.701	1102	29.0	772-28	472	592	52	212	2439	64.2
1986-87	Arizona	30	821-1721	.477	158-398	.397	468-678	.690	1094	36.5	519-15	439	432	120	193	2268	75.6
	Opponents	30	780-1796	.434	132-365	.362	372-538	.691	1020	34.0	617-22	430	426	64	204	2064	68.8
1985-86	Arizona	32	860-1740	.494			482-686	.702	1018	31.8	478-10	451	337	119	192	2202	68.8
	Opponents	32	849-1844	.460			314-444	.707	1025	32.0	638-24	394	426	64	156	1992	62.3
1984-85	Arizona	31	815-1564	.521			493-730	.675	970	31.3	541-16	452	409	93	173	2123	68.5
	Opponents	31	736-1604	.459			396-570	.695	906	29.2	665-20	366	456	68	175	1868	60.3
1983-84	Arizona	28	696-1486	.468			375-571	.657	892	31.9	550-20	328	392	38	180	1767	63.1
	Opponents	28	678-1389	.448			412-592	.696	814	29.1	537-20	300	409	82	158	1768	63.1
1982-83	Arizona	28	741-1690	.438			367-608	.604	958	34.2	647-17	355	504	84	204	1849	66.0
	Opponents	28	821-1716	.478			539-778	.692	1165	41.6	598-13	427	509	61	201	2181	75.3
1981-82	Arizona	27	707-1496	.473			318-524	.607	863	32.0	544-23	340	457	84	170	1732	64.1
	Opponents	27	738-1518	.486			437-637	.686	928	34.4	493-12	373	414	49	189	1913	70.9
1980-81	Arizona	27	822-1661	.495			352-512	.688	869	32.2	535-7	414	373	62	212	1996	73.9
	Opponents	27	773-1580	.489			387-584	.663	944	35.0	478-10	383	424	59	172	1933	71.6
1979-80	Arizona	27	780-1719	.454			406-569	.714	906	33.6	592-12	405	331	49	178	1966	72.8
	Opponents	27	777-1540	.504			501-691	.725	1054	39.0	523-15	419	449	67	127	2055	76.1
1978-79	Arizona	27	818-1710	.478			425-610	.697	1007	37.3	553-18	439	428	60	171	2061	76.3
	Opponents	27	863-1803	.479			414-573	.723	1018	37.7	559-21	443	419	73	137	2140	79.3
1977-78	Arizona	26	899-1827	.492			386-568	.680	1145	44.0	489-20	417	444	81	177	2184	84.0
	Opponents	26	855-1830	.467			356-510	.698	966	37.2	515-18	345	432	73	190	2066	79.5
1976-77	Arizona	27	940-1961	.479			422-634	.666	1260	46.7	462-9	380	470	83	213	2302	85.3
	Opponents	27	842-1863	.452			330-463	.713	999	37.0	560-24	--	485	--	--	2014	82.5
1975-76	Arizona	33	1101-2238	.492			502-740	.678	1599	47.2	592-19	--	563	--	--	2704	81.9
	Opponents	33	1038-2336	.444			388-559	.694	1285	38.9	652-33	--	466	--	--	2464	74.7
1974-75	Arizona	29	957-1951	.491			466-698	.668	1353	46.7	530-15	--	563	--	--	2380	82.1
	Opponents	29	914-2034	.449			336-488	.689	1145	39.5	654-38	--	457	--	--	2164	80.0
1973-74	Arizona	26	946-1884	.502			423-602	.703	1216	46.8	503-13					2315	89.0
	Opponents	26	893-1945	.459			344-489	.705	1098	42.2	533-21					2130	81.9
1972-73	Arizona	26	861-1786	.482			388-535	.725	1152	44.3	503-14	284	--	--	--	2110	81.2
	Opponents	26	895-1959	.457			330-495	.667	1149	44.2	532-22	--	--	--	--	2120	81.5
1971-72	Arizona	26	698-1638	.422			334-532	.628	1079	41.5	489-18					1730	66.5
	Opponents	26	775-1659	.455			487-669	.728	1135	45.4	420-6					1997	76.5

## Season Comparisons

		G	FG-FGA	Pct.	3FG-FGA	Pct.	FT-FTA	Pct.	Reb.	Avg.	PF-D	A	TO	Blk	Stl	Pts	Avg.
1970-71	Arizona	26	836-1890	.442			481-717	.670	1105	42.5	562-20					2153	82.8
	Opponents	26	834-1834	.454			548-798	.689	1098	42.2	518-19					2216	89.1
1969-70	Arizona	26	798-1839	.433			443-630	.703	1311	50.4	582-24					2039	78.4
	Opponents	26	812-1817	.437			505-743	.680	1260	48.6	530-13					2129	81.9
1968-69	Arizona	27	807-1876	.430			493-725	.680	1130	41.8	521-15					2107	78.0
	Opponents	27	762-1822	.418			444-702	.632	1050	38.9	529-17					1968	72.9
1967-68	Arizona	24	682-1558	.438			405-596	.680	1145	47.7	461-7					1771	74.6
	Opponents	24	685-1677	.408			424-617	.687	1105	46.0	361-14					1794	74.7
1966-67	Arizona	25	664-1608	.413			365-552	.662	1176	46.8	527-11					1693	67.7
	Opponents	25	719-1721	.418			390-582	.670	1149	45.1	504-22					1828	73.1
1965-66	Arizona	26	736-1739	.423			458-621	.737	1171	45.0	475-14					1930	74.2
	Opponents	26	723-1651	.438			422-646	.633	1157	44.5	475-12					1868	71.8
1964-65	Arizona	26	694-1574	.441			459-655	.701	1164	44.8	507-20					1891	72.7
	Opponents	26	641-1547	.414			451-664	.679	1035	39.8	509-18					1733	66.7
1963-64	Arizona	26	676-1626	.416			402-605	.664	1141	43.9	500-15					1759	67.7
	Opponents	26	594-1494	.398			449-635	.707	1098	42.2	485-9					1637	63.0
1962-63	Arizona	26	605-1572	.385			403-602	.669	1120	43.1	555-24					1613	62.0
	Opponents	26	558-1424	.392			493-725	.680	1144	44.0	475-19					1609	61.9
1961-62	Arizona	26	662-1757	.365			383-636	.602	1313	50.5	534-13					1707	65.7
	Opponents	26	626-1608	.389			456-697	.654	1258	48.4	491-24					1708	65.7
1960-61	Arizona	26	754-1975	.382			408-683	.597	1321	50.8	557-14					1916	73.7
	Opponents	26	766-1846	.415			517-769	.672	1507	58.0	503-14					2029	78.0
1959-60	Arizona	24	623-1663	.375			429-663	.647	1050	43.8	497-13					1679	70.0
	Opponents	24	653-1606	.407			438-677	.647	1006	42.0	487-22					1742	72.6
1958-59	Arizona	26	653-1783	.372			337-570	.591	1035	39.8	513-19					1643	63.2
	Opponents	26	791-1864	.424			470-708	.664	1123	43.2	444-10					2052	78.9
1957-58	Arizona	26	671-1608	.417			397-594	.668	961	37.0	528-18					1735	66.8
	Opponents	26	728-	--			428-719	.595	1030	39.6	443-17					1880	72.3
1956-57	Arizona	26	700-1829	.382			505-758	.667	1059	40.7	537-29					1905	73.2
	Opponents	26	670-1847	.362			602-899	.667	1126	43.3	457-13					1942	74.6
1955-56	Arizona	26	692-1855	.378			521-770	.677	1317	50.7	541-15					1905	73.3
	Opponents	26	711-2107	.337			675-920	.734	1363	52.5	469-20					2097	80.7
1954-55	Arizona	25	596-1886	.316			497-763	.651	1069	42.8	495-25					1689	67.6
	Opponents	25	658-1802	.365			533-823	.648	1104	44.2	439-15					1849	73.9
1953-54	Arizona	24	527-1553	.339			482-724	.666	841	35.0	491-21					1536	64.0
	Opponents	24	590-1761	.335			522-730	.729	969	40.4	477-19					1702	70.9
1952-53	Arizona	27	586-1829	.320			585-938	.624	1223	45.3	621-39					1757	65.1
	Opponents	27	585-1930	.303			594-958	.620	1088	40.3	606-22					1764	65.3
1951-52	Arizona	27	652-2044	.319			458-698	.656	1083	40.1	633-24	273				1762	65.3
	Opponents	27	698-2123	.329			440-697	.631	--	--	594-20	--				1858	68.8
1950-51	Arizona	30	805-2219	.363			475-725	.655	1786	59.5	720-27	613				2085	69.5
	Opponents	30	586-1944	.301			489-800	.611	1205	40.2	613-32	349				1661	55.3
1949-50	Arizona	31	797-2243	.355			433-656	.660			613-26					2027	65.3
	Opponents	31	623-	--			441-724	.570			570-25					2687	54.4
1948-49	Arizona	28	582-1764	.329			362-554	.653			549-23					1526	54.2
	Opponents	28	525-				391-638	.613			485-23					1441	51.4
1947-48	Arizona	29	678-				407-631	.645			560-32					1763	60.8
	Opponents	29	584-				398-658	.605			528-23					1566	54.0
1946-47	Arizona	24	594-				317-512	.619			473-19					1505	62.7
	Opponents	24	418-				313-549	.570			416-17					1149	47.8
1945-46	Arizona	30	694-				279-485	.578			498-18					1667	55.6
	Opponents	30	457-				321-605	.532			385-9					1235	41.2
1944-45	Arizona	18	272-				107-157	.594			218-9					701	38.9
	Opponents	18	338-				134-258	.519			232-5					810	45.0
1943-44	Arizona	14	292-				133-232	.573			200-15					717	51.2
	Opponents	14	217-				111-225	.493			191-15					545	38.9
1942-43	Arizona	24	594-				217-				367-18					1405	58.6
	Opponents	24	--				--	--			--					931	38.8
1941-42	Arizona	22	411-				150-	--			284-17					972	44.2
	Opponents	22	403-				189-	--			225-8					995	45.2
1940-41	Arizona	18	344-				152-254	.598			234-17					842	46.8
	Opponents	18	301-				147-289	.509			200-13					749	41.6

## Season Comparisons

		G	FG-FGA	Pct.	3FG-FGA	Pct.	FT-FTA	Pct.	Reb.	Avg.	PF-D	A	TO	Blk	Stl	Pts	Avg.
1939-40	Arizona	25	442-				202-	--			295-14					1086	43.4
	Opponents	25	407-				219-	--			280-14					1033	41.6
1938-39	Arizona	23	377-				182-310	.587			307-26					936	40.7
	Opponents	23	383-				197-401	.491			262-20					963	41.9
1937-38	Arizona	21	357-				150-236	.636			262-9					864	41.1
	Opponents	21	357-				171-316	.541			229-16					807	38.4
1936-37	Arizona	25	357-				143-258	.554			228-10					857	34.3
	Opponents	25	343-				155-301	.515			213-6					841	33.6
1935-36	Arizona	23	349-				154-304	.508			270-17					852	37.0
	Opponents	23	283-				167-372	.449			242-8					733	31.9
1934-35	Arizona	19	300-				111-224	.496			245-11					711	37.4
	Opponents	19	285-				140-299	.468			189-10					710	37.4
1933-34	Arizona	27	410-				239-383	.624			297-10					1059	39.2
	Opponents	27	342-				179-363	.493			304-15					863	32.0
1932-33	Arizona	24	404-				152-337	.451			219-4					960	40.0
	Opponents	24	299-				118-259	.456			249-10					716	29.8
1931-32	Arizona	20	356-				127-253	.502			193-6					839	42.0
	Opponents	20	226-				126-250	.504			209-12					578	28.0
1930-31	Arizona	15	169-				103-196	.526			137-4					441	29.4
	Opponents	15					93-157	.592			163-7					431	28.7
1929-30	Arizona	21	300-				121-213	.568			173-3					721	34.3
	Opponents	21	230-				113-202	.559			174-7					573	27.3
1928-29	Arizona	23	420-				135-248	.544			186-4					975	42.4
	Opponents	23	194-				121-227	.533			188-6					509	22.1
1927-28	Arizona	16	259-				94-205	.459			166-7					612	38.3
	Opponents	16	183-				97-215	.451			157-6					465	29.1
1926-27	Arizona	17	209-				106-199	.532			167-4					542	31.9
	Opponents	17	168-				106-209	.503			152-5					442	26.0
1925-26	Arizona	13														376	28.9
	Opponents	13														331	25.5
1924-25	Arizona	11														306	27.8
	Opponents	11														250	22.7
1923-24	Arizona	17	315-				59-				106-1					689	40.5
	Opponents	17	145-				64-				100-0					354	20.8
1922-23	Arizona	20														679	34.0
	Opponents	20														407	20.4
1921-22	Arizona	12														399	33.3
	Opponents	12														259	21.6
1920-21	Arizona	7														407	58.1
	Opponents	7														130	18.6
1919-20	Arizona	14														418	29.9
	Opponents	14														337	24.1
1918-19	Arizona	9														332	36.9
	Opponents	9														226	25.1
1917-18	Arizona	5														226	45.2
	Opponents	5														143	28.6
1916-17	Arizona	12														460	38.3
	Opponents	12														246	20.5
1915-16	Arizona	5														176	35.2
	Opponents	5														87	17.4
1914-15	Arizona	9														312	34.7
	Opponents	9														146	16.2
1913-14	Arizona	9														276	30.7
	Opponents	9														175	19.4

# Season Comparisons

## Field Goals Made

FG	Year	FGA	Pct.
1147	1987-88	2106	.545
1146	1997-98	2350	.488
1101	1975-76	2238	.492
1091	1990-91	2121	.514
1077	1993-94	2208	.484
1015	2000-01	2131	.476
1015	1996-97	2241	.453
988	1988-89	1910	.517
967	1991-92	1921	.503
957	1974-75	1951	.491

## Field Goal Attempts

FGA	Year	FG	Pct.
2350	1997-98	1146	.488
2243	1949-50	797	.355
2241	1996-97	1015	.453
2238	1975-76	1101	.492
2219	1950-51	805	.363
2208	1993-94	1077	.484
2131	2000-01	1015	.476
2121	1990-91	1091	.514
2106	1987-88	1147	.545
2044	1951-52	652	.319

## Field Goal Percentage

Pct.	Year	FG	FGA
.545	1987-88	1147	2106
.521	1984-85	815	1564
.517	1988-89	988	1910
.514	1990-91	1091	2121
.503	1991-92	967	1921
.502	1973-74	946	1884
.501	1989-90	879	1754
.495	1980-81	822	1661
.494	1985-86	860	1740
.492	1977-78	899	1827

## 3-Point Field Goals

3FG	Year	3FGA	Pct.
279	1993-94	787	.355
269	1997-98	714	.377
258	2001-02	686	.376
254	1987-88	526	.483
245	1994-95	593	.413
222	1996-97	600	.370
222	1995-96	590	.376
193	2000-01	544	.355
185	1988-89	461	.401
181	1991-92	459	.394

## 3-Point Field Goal Attempts

3FGA	Year	3FG	Pct.
787	1993-94	279	.355
714	1997-98	269	.377
686	2001-02	258	.376
600	1996-97	222	.370
593	1994-95	245	.413
590	1995-96	222	.376
544	2000-01	193	.355
526	1987-88	254	.483
482	1999-2000	155	.322
465	1990-91	180	.387

## 3-Point Field Goal Percentage

Pct.	Year	3FG	FGA
.483	1987-88	254	526
.413	1994-95	245	593
.401	1988-89	185	461
.397	1986-87	158	398
.394	1991-92	181	459
.387	1990-91	180	465
.380	1989-90	159	418
.377	1997-98	269	714
.376	1995-96	222	590
.376	2001-02	258	686

## Free Throws

FT	Year	FTA	Pct.
703	2000-01	940	.748
686	1987-88	932	.736
665	2001-02	910	.731
659	1990-91	967	.681
636	1999-2000	871	.730
629	1993-94	884	.712
627	1988-89	846	.741
607	1989-90	840	.723
600	1998-99	845	.710
598	1996-97	913	.655

## Free Throw Attempts

FTA	Year	FT	Pct.
967	1990-91	659	.681
940	2000-01	703	.748
938	1952-53	585	.624
932	1987-88	686	.736
913	1996-97	598	.655
910	2001-02	665	.731
884	1993-94	629	.712
871	1999-2000	636	.730
860	1997-98	512	.716
846	1988-89	627	.741

## Free Throw Percentage

Pct.	Year	FT	FTA
.748	2000-01	703	940
.741	1988-89	627	846
.737	1965-66	458	621
.736	1987-88	686	932
.731	2001-02	665	910
.730	1999-2000	636	871
.725	1972-73	388	535
.723	1989-90	607	840
.716	1997-98	512	860
.714	1979-80	406	569

## Rebounds

Reb.	Year	Reb.	Year
1786	1950-51	1786	1950-51
1599	1975-76	1599	1975-76
1453	1993-94	1453	1993-94
1433	2000-01	1433	2000-01
1422	1990-91	1422	1990-91
1376	1996-97	1376	1996-97
1372	1997-98	1372	1997-98
1353	1974-75	1353	1974-75
1321	1960-61	1321	1960-61
1317	1955-56	1317	1955-56

## Rebound Margin

Margin	Year	Arizona	Opponent
19.3	1950-51	1786-59.5	1205-40.2
9.7	1976-77	1260-46.7	999-37.0
8.9	1992-93	1208-43.1	957-34.2
8.3	1975-76	1599-47.2	1285-38.9
8.1	1998-99	1208-41.7	973-33.6
7.3	1991-92	1250-40.3	1022-33.0
7.2	1974-75	1353-46.7	1145-39.5
6.8	1977-78	1145-44.0	966-37.2
6.6	2000-01	1433-39.8	1196-33.2
5.1	1990-91	1422-40.6	1244-35.5

## Assists

Total	Year	GP	Avg/G
677	1997-98	35	19.3
662	1987-88	38	17.4
651	1990-91	35	18.6
613	1950-51	30	20.4
589	1995-96	33	17.8
585	2000-01	36	16.3
585	1989-90	32	18.3
581	1993-94	35	16.6
581	1988-89	33	17.6
567	1996-97	34	16.7

## Blocked Shots

Total	Year	GP	Avg/G
192	1999-2000	34	5.6
185	1989-90	32	5.8
183	1990-91	35	5.2
173	1987-88	38	4.6
159	2000-01	36	4.4
145	1988-89	33	4.4
124	1992-93	28	4.4
120	1991-92	31	3.9
120	1986-87	30	4.0
119	1985-86	32	3.7

## Steals

Total	Year	GP	Avg/G
358	1996-97	34	10.5
352	1997-98	35	10.1
285	1993-94	35	8.1
283	2000-01	36	7.9
281	1988-89	33	8.5
278	1990-91	35	7.9
275	1987-88	38	7.2
255	1999-2000	34	7.5
244	1995-96	33	7.4
236	1991-92	31	7.6

## Points Scored

Pts.	Year	Games	Avg.
3234	1987-88	38	85.1
3177	1997-98	35	90.8
3124	1993-94	35	89.3
3021	1990-91	35	86.3
2850	1996-97	34	83.8
2926	2000-01	36	81.3
2793	2001-02	34	82.1
2788	1988-89	33	84.5
2704	1975-76	33	81.9
2693	1995-96	33	81.6

## Points Per Game

Avg.	Year	Games	Pts.
90.8	1997-98	35	3177
89.3	1993-94	35	3124
89.0	1973-74	26	2315
86.3	1990-91	35	3021
85.3	1976-77	27	2302
85.1	1987-88	38	3234
84.9	1994-95	31	2631
84.8	1991-92	31	2629
84.5	1988-89	33	2788
84.0	1977-78	26	2184

## Scoring Margin

Margin	Year	Arizona	Opponent
20.9	1987-88	3234-85.1	2439-64.2
20.3	1928-29	975-42.4	509-22.1
19.8	1942-43	1405-58.6	931-38.8
19.7	1923-24	689-40.5	354-20.8
17.6	1988-89	2788-84.5	2207-66.9
16.2	1997-98	3177-90.8	2610-74.6
16.0	1991-92	2629-84.8	2134-68.8
15.0	2000-01	2926-81.3	2386-66.3
14.9	1993-94	3124-89.3	2604-74.4
14.9	1946-47	1505-62.7	1149-47.8

# Year-By-Year Results

## 1904-05

**Won 1, Lost 0, Tied 1**  
**Coach: O.A. Yates**  
 Morenci YMCA ..... W 40-32  
 Bisbee YMCA ..... T 19-19

## 1905-06

**No Record (Intrasquad games only)**  
**Coach: O.A. Yates**

## 1906-07

**Won 3, Lost 1**  
**Coach: Unknown**  
 Morenci YMCA ..... W  
 Bisbee YMCA ..... L  
 Unknown Opponent ..... W  
 Unknown Opponent ..... W

## 1907-08

**Won 1, Lost 1**  
**Coach: Unknown**  
 Tucson Athletic Club .... W 28-11  
 Bisbee YMCA ..... L 7-34

## 1908-09

**Won 1, Lost 1**  
**Coach: Unknown**  
 Results unavailable

## 1909-10

**Won 2, Lost 2**  
**Coach: Unknown**  
 Results unavailable

## 1910-11

**Won 3, Lost 0**  
**Coach: Unknown**  
 Tucson H.S. .... W 32-19  
 Other results unavailable

## 1911-12

**Won 2, Lost 2**  
**Coach: Frank L. Kleeberger**  
 Results unavailable

## 1912-13

**Won 3, Lost 2**  
**Coach: Raymond L. Quigley**  
 Tucson H.S. Alumni ..... W  
 Tucson H.S. Alumni ..... W  
 Bisbee YMCA ..... L  
 Bisbee YMCA ..... L  
 F15 Dougals YMCA ..... W

## 1913-14

**Won 7, Lost 2**  
**Coach: Raymond L. Quigley**  
 D8 Tucson H.S. Alumni ..... W 57-19  
 D13 Arizona State ..... W 41-17  
 J10 at Arizona State ..... W 13-9  
 J15 Bisbee YMCA ..... W 31-27  
 J23 at Bisbee YMCA ..... L 20-36  
 J24 at Douglas YMCA ..... W 35-24  
 J31 Douglas YMCA ..... W 37-5  
 F6 at Eastern Arizona J.C. .... L 19-22  
 F7 at Eastern Arizona J.C. .... W 23-16

## 1914-15

**Won 9, Lost 0**  
**Coach: J.F. McKale**  
 D12 Tucson H.S. .... W 66-4  
 Tucson H.S. .... W 29-5  
 J15 Bisbee YMCA ..... W 38-29  
 J23 at Tucson YMCA ..... W 36-22  
 J30 Bisbee YMCA ..... W 28-21  
 Douglas YMCA ..... W 20-12  
 Tucson YMCA ..... W 40-21  
 Phoenix YMCA ..... W 18-10  
 Fifth Infantry ..... W 35-22

## 1915-16

**Won 5, Lost 0**  
**Coach: J.F. McKale**  
 San Francisco Native Sons W 25-17  
 Tucson H.S. .... W 44-16  
 Tucson YMCA ..... W 51-12  
 Tucson YMCA ..... W 25-12  
 Douglas YMCA ..... W 40-32

## 1916-17

**Won 10, Lost 2**  
**Coach: J.F. McKale**  
 Tucson H.S. .... W 50-9  
 Tucson H.S. .... W 55-11  
 Tucson YMCA ..... W 28-16  
 Tucson YMCA ..... W 41-20  
 J29 at Phoenix YMCA ..... W 36-28  
 J30 at Prescott H.S. .... W 68-36  
 J31 at Winslow H.S. .... W 52-15  
 F1 at New Mexico ..... L 19-28  
 F2 at New Mexico State ..... W 34-25  
 F3 at El Paso Cactus ..... L 25-36  
 F4 at Eastern Arizona J.C. .... W 22-14  
 F5 at Eastern Arizona J.C. .... W 30-8

## 1917-18

**Won 3, Lost 2**  
**Coach: J.F. McKale**  
 F2 Bisbee YMCA ..... W 46-27  
 F19 Tucson YMCA ..... W 54-8  
 F23 25th Infantry ..... W 63-15  
 F25 at Bisbee YMCA ..... L 29-51  
 M8 El Paso YMCA ..... L 28-42

## 1918-19

**Won 6, Lost 3**  
**Coach: J.F. McKale**  
 J25 25th Infantry Officers .... W 37-14  
 F7 Tucson YMCA ..... W 48-25  
 F10 Northern Arizona ..... L 32-37  
 F11 Northern Arizona ..... W 57-28  
 F14 New Mexico State ..... W 42-35  
 F15 New Mexico State ..... W 44-23  
 at Bisbee YMCA ..... W 41-29  
 F27 at New Mexico State ..... L 14-38  
 F28 at New Mexico State ..... L 17-34

## 1919-20

**Won 9, Lost 5**  
**Coach: J.F. McKale**  
 Tucson YMCA ..... L 26-27  
 Bisbee YMCA ..... L 12-40  
 F2 UTEP ..... W 24-15  
 F3 New Mexico Tech ..... W 36-12  
 F4 New Mexico ..... W 40-21  
 F5 New Mexico ..... W 51-19  
 F6 New Mexico State ..... W 28-17  
 F7 New Mexico State ..... L 19-43  
 Tucson YMCA\* ..... W 44-22  
 Tucson YMCA ..... W 46-28  
 Miami YMCA ..... L 29-33  
 Bisbee YMCA ..... L 18-21  
 M6 New Mexico State\* ..... W 37-25  
 M7 New Mexico State\* ..... W 26-14

## 1920-21

**Won 7, Lost 0**  
**Coach: J.F. McKale**  
 J28 at Miami YMCA ..... W 28-22  
 Bisbee YMCA ..... W 59-17  
 Mesa YMCA ..... W 50-12  
 at New Mexico Tech ..... W 75-11  
 at New Mexico Tech ..... W 74-13  
 at Douglas YMCA ..... W 67-30  
 at Bisbee YMCA ..... W 54-25

## 1921-22#

**Won 10, Lost 2**  
**Coach: James Pierce**  
 Mesa ..... W 45-32  
 J21 Miami YMCA ..... W 25-18  
 at N.M. Military J.C. .... W 52-8  
 at N.M. Military J.C. .... W 24-11  
 at New Mexico ..... W 58-22  
 at New Mexico ..... W 25-21  
 New Mexico State (1) ..... W 36-6  
 New Mexico State ..... W 35-14  
 USC ..... W 36-28  
 USC ..... L 20-46  
 at USC ..... W 28-27  
 at USC ..... L 15-26  
 (1) at El Paso, Texas

## 1922-23#

**Won 17, Lost 3**  
**Coach: Basil Stanley**  
 J13 Arizona State ..... W 29-20  
 J20 Miami YMCA ..... W 29-27  
 J27 at Miami YMCA ..... L 22-29  
 J29 at Phoenix Indians ..... W 59-25  
 J30 at Phoenix J.C. .... W 46-13  
 J31 at Arizona State ..... W 31-22  
 F2 New Mexico State ..... W 46-14  
 F3 New Mexico State ..... W 39-22  
 F9 at Bisbee YMCA ..... W 25-20  
 F10 Phoenix J.C. .... W 41-18  
 F12 New Mexico ..... W 59-13  
 F13 New Mexico ..... W 38-5  
 F19 at UCLA ..... L 30-43  
 F20 at UCLA ..... W 33-22  
 F22 at USC ..... W 23-18  
 F23 at USC ..... W 24-8  
 F26 UCLA ..... L 23-30  
 F27 UCLA ..... L 32-22  
 M2 USC ..... W 26-20  
 M3 USC ..... W 27-16

# Home games played at National Guard Armory

## 1923-24#

**Won 14, Lost 3**  
**Coach: Basil Stanley**  
 J12 Bisbee YMCA ..... W 44-21  
 J19 Mesa Camels ..... W 48-15  
 J26 at Arizona State ..... W 39-24  
 J30 at Whittier ..... W 47-12  
 F1 California (1) ..... L 30-38  
 F2 California (1) ..... W 23-14  
 F5 at USC ..... L 15-36  
 F6 at USC ..... L 26-31  
 F16 at Phoenix J.C. .... W 45-15  
 F22 Whittier ..... W 55-24  
 F23 Whittier ..... W 31-16  
 F25 at New Mexico State ..... W 35-26  
 F26 at New Mexico State ..... W 39-14  
 F27 at New Mexico Tech ..... W 64-15  
 F28 at New Mexico Tech ..... W 77-17  
 F29 at New Mexico ..... W 34-15  
 M1 at New Mexico ..... W 37-21  
 (1) at Oakland, Calif.

# Home games played at National Guard Armory

## 1924-25#

**Won 7, Lost 4**  
**Coach: Walter Davis**  
 J17 Bisbee YMCA ..... W 34-17  
 J24 Arizona State ..... W 42-16  
 J31 Olson's Swedes ..... W 43-34  
 F2 at Arizona State ..... W 40-17  
 F3 at Gilbert Yellow Jackets ... L 15-24  
 F4 at Arizona State ..... W 17-16  
 F9 Gilbert Yellow Jackets ... W 36-29  
 F17 at USC ..... L 18-25  
 F18 at USC ..... L 10-23  
 F27 New Mexico ..... L 30-31  
 F28 New Mexico ..... W 21-18

# Home games played at National Guard Armory

## 1925-26

**Won 6, Lost 7**  
**Coach: Fred A. Enke**  
 J13 Arizona State ..... W 30-24  
 J16 Arizona State ..... L 18-23  
 J23 Phoenix J.C. .... W 51-9  
 F1 at Arizona State ..... L 19-25  
 F2 at Arizona State ..... W 32-21  
 F3 at Phoenix J.C. .... W 47-22  
 F8 at New Mexico ..... L 22-34  
 F9 at New Mexico ..... L 15-40  
 F10 at New Mexico Tech ..... W 37-24  
 F11 at New Mexico State ..... W 39-19  
 F12 at New Mexico State ..... L 18-22  
 F19 at USC ..... L 20-38  
 F20 at USC (2ot) ..... L 28-30

## 1926-27

**Won 13, Lost 4**  
**Coach: Fred A. Enke**  
 J10 Mesa Jaycees ..... W 41-30  
 J14 at USC ..... L 15-44  
 J15 at USC (ot) ..... L 21-26  
 J17 at Alhambra A.C. .... W 28-24  
 J18 at Whittier ..... W 23-19  
 J21 Arizona State ..... W 29-18  
 J22 Arizona State ..... W 32-25  
 J31 at Arizona State ..... W 36-29  
 F1 at Arizona State ..... W 43-25  
 F2 at Mesa Jaycees ..... W 49-33  
 F3 at Phoenix J.C. .... W 36-30  
 F11 New Mexico State ..... W 28-23  
 F12 New Mexico State ..... W 37-15  
 F18 New Mexico ..... L 29-34  
 F19 New Mexico ..... W 27-26  
 M4 Whittier ..... L 20-23  
 M5 Whittier ..... W 31-18

## J.F. "Pop" McKale Head Coach, 1914-21

Nearly every Arizona athletic accomplishment can be traced to J.F. "Pop" McKale. The longtime Director of Athletics (1914-57) was also one of the Cats' first coaches on the hardwood.

McKale was the first highly-successful UA basketball coach. From 1914-21 his teams won 49 of 61 games, good for an .803 winning percentage, and posted three undefeated seasons. From the time he took over in 1914, Arizona won 21 consecutive games over three seasons. No coach with at least three years of experience in the Old Pueblo has ever surpassed McKale's .803 career winning percentage.

The centerpiece of the UA's athletic facilities was officially dedicated McKale Memorial Center on Feb. 1, 1973. Pop was also inducted as a charter member of the Arizona Sports Hall of Fame in 1976.



# Year-By-Year Results

## 1927-28

Won 13, Lost 3

Coach: Fred A. Enke

J11	Tulsa Eagles	W	44-32
J13	Arizona State	W	39-32
J14	Arizona State	W	38-24
J20	Eastern Arizona J.C.	W	31-15
J21	Eastern Arizona J.C.	L	20-23
J30	Arizona State	L	27-47
J31	at Chambers (1)	W	66-26
F1	at Arizona State	W	30-23
F2	at Coggins (ot) (1)	W	39-38
F10	Northern Arizona	W	28-25
F11	Northern Arizona	L	30-40
F21	at New Mexico	W	35-30
F22	at New Mexico	W	37-32
F23	at New Mexico Tech	W	49-16
F24	at New Mexico State	W	58-29
F25	at New Mexico State	W	41-31

(1) at Phoenix, Ariz.

## 1928-29

Won 19, Lost 4

Coach: Fred A. Enke

D20	USC	L	31-35
D21	USC	L	34-35
D31	at Chandler Millers	W	45-27
J1	at Arizona Storage (1)	W	33-25
J2	at Ryans (2)	W	41-28
J3	at Eastern Arizona J.C.	W	35-18
J4	at Eastern Arizona J.C.	W	39-15
J5	at Bisbee YMCA	W	46-19
J11	Eastern Arizona J.C.	W	46-22
J12	Eastern Arizona J.C.	W	44-26
J18	Arizona State	W	36-18
J19	Arizona State	W	54-20
J25	New Mexico State	W	63-13
J26	New Mexico State	W	56-18
F4	at Arizona State	W	56-22
F5	at Arizona State	W	43-21
F6	Phoenix J.C.	W	46-19
F11	Phoenix J.C.	W	59-5
F14	at Clarkdale Indpt.	W	48-17
F15	at Northern Arizona	L	26-30
F16	at Northern Arizona	L	18-20
F22	New Mexico	W	40-27
F23	New Mexico	W	36-29

(1) at Phoenix, Ariz.

(2) at Globe, Ariz.

## 1929-30

Won 15, Lost 6

Coach: Fred A. Enke

D30	Phoenix Saunders	W	27-19
D31	at Phoenix Saunders	W	40-30
J1	at Yuma	W	52-27
J3	at USC	L	21-35
J4	at USC	L	26-35
J10	Arizona State	W	50-40
J11	Arizona State	W	54-23
J18	at Northern Arizona	W	29-16
J18	at Northern Arizona	W	26-18
J20	UTEP	W	38-31
J21	UTEP	W	31-20
F3	at Arizona State	W	48-40
F4	at Arizona State	L	31-34
F5	at Ryan's (1)	W	28-16
F10	DePaul	L	16-29
F14	Northern Arizona	W	37-17
F15	Northern Arizona	W	46-24
F21	at New Mexico	L	28-32
F22	at New Mexico	W	28-26
F24	at New Mexico State	L	42-46
F25	at New Mexico State	W	23-15

(1) at Globe, Ariz.

## 1930-31

Won 9, Lost 6

Coach: Fred A. Enke

J9	Occidental	W	25-23
J10	Occidental	L	38-39
J16	Tucson Sporting Goods (ot)	L	30-31
J17	Tucson Sporting Goods (ot)	W	32-28
J23	Arizona State	L	20-28
J24	Arizona State	W	26-24
F3	at Arizona State	L	20-38
F4	at Arizona State	W	28-23
F6	New Mexico State	W	39-33
F7	New Mexico State	L	37-40
F12	at Ashfork Independ.	W	35-24
F13	at Northern Arizona	W	29-25
F14	at Northern Arizona	L	24-27
F20	New Mexico	W	31-25
F21	New Mexico	W	27-23

## 1931-32

Won 18, Lost 2

Coach: Fred A. Enke

### Border Conference Champions

D4	UA Alumni All-Stars	W	41-25
D5	UA Alumni All-Stars	W	34-28
D11	Dixie J.C.	W	41-27
D12	Dixie J.C.	W	54-42
D19	USC	W	28-26
J5	at Occidental	W	63-27
J6	at Occidental	W	53-25
J7	at LaVerne	W	39-27
J8	at Pomona	W	39-11
J15	*Arizona State	W	39-20
J16	*Arizona State	W	50-38
F1	*at Arizona State	W	51-24
F2	*at Arizona State	W	36-26
F3	at Phoenix Ramblers	W	40-25
F12	*Northern Arizona	W	49-28
F13	*Northern Arizona	W	37-31
F19	*at New Mexico	L	28-30
F20	*at New Mexico	L	33-40
F22	*at New Mexico State	W	50-46
F23	*at New Mexico State	W	38-29

\* Border Conference game (8-2, 1st)

## 1932-33

Won 19, Lost 5

Coach: Fred A. Enke

### Border Conference Champions

D10	Levy's All-Stars	W	65-21
D11	Levy's All-Stars	W	43-29
D16	PBSW	W	40-29
D30	at Goldwater's	W	38-31
D31	at PBSW	W	28-22
J2	at Pasadena Majors	L	30-54
J3	at Whittier	W	37-28
J4	at Hancock Oil Co. (1)	L	27-37
J5	at LaVerne	W	32-31
J6	at Pomona	W	42-24
J7	at Yuma Independ.	W	92-25
J13	*Arizona State	W	32-30
J14	*Arizona State	W	30-29
J27	*New Mexico State	W	49-26
J28	*New Mexico State (ot)	L	36-38
F3	*at Arizona State	W	35-21
F4	*at Arizona State	W	21-16
F11	*at Northern Arizona	L	35-38
F12	*at Northern Arizona	L	28-31
F17	*New Mexico	W	47-25
F18	*New Mexico	W	38-29
F20	Pasadena Majors	W	41-39
F22	at Eastern Arizona J.C.	W	56-30
F23	at Eastern Arizona J.C.	W	38-33

\* Border Conference game (7-3, 1st)

(1) at Long Beach, Calif.

## 1933-34

Won 18, Lost 9

Coach: Fred A. Enke

D8	Sunset Dairy	W	44-21
D9	Sunset Dairy	W	37-25
D15	Toltecas	W	50-25
D16	Phoenix All-Stars	W	39-31
D23	at El Paso All-Stars	W	63-15
D26	at Oklahoma City	W	30-25
D27	at Southwestern, Kan.	L	26-34
D29	at Drake	W	36-35
J1	at Purdue	L	23-34
J2	at Illinois Wesleyan	L	44-49
J3	at DePaul	L	26-37
J4	at Notre Dame	L	24-46
J6	at Saint Louis	L	28-40
J15	*Texas Tech	L	29-33
J16	*Texas Tech	W	27-38
J19	*Arizona State	W	33-22
J20	*Arizona State	W	34-26
F2	*at Arizona State	W	39-24
F3	*at Arizona State	W	52-26
F9	Eastern Arizona J.C.	W	51-35
F10	Eastern Arizona J.C.	W	55-33
F16	*Northern Arizona	W	34-28
F17	*Northern Arizona	W	39-27
F23	*at New Mexico	W	33-32
F24	*at New Mexico	W	36-31
F26	*at New Mexico State	L	43-45
F27	*at New Mexico State	W	84-46

\* Border Conference game (9-3, 2nd)

## 1934-35

Won 11, Lost 8

Coach: Fred A. Enke

D14	Whittier	W	47-29
D15	Whittier	W	29-24
J11	Occidental	W	43-32
J12	Occidental	W	36-29
J18	*Arizona State	W	36-30
J19	*Arizona State	W	40-35
J26	at New Mexico Tech	W	30-13
F1	*at Arizona State	L	33-40
F2	*at Arizona State	W	49-39
F5	*New Mexico	W	38-37
F6	*New Mexico	W	41-38
F15	*at Northern Arizona	L	42-52
F16	*at Northern Arizona	L	47-48
F22	Douglas Stars	W	55-27
F23	Douglas Stars	L	39-40
F26	*at New Mexico	L	15-38
F27	*at New Mexico	L	28-43
M1	*at Texas Tech	L	25-63
M2	*at Texas Tech	L	38-53

\* Border Conference game (5-7, 4th)

## 1935-36

Won 16, Lost 7

Coach: Fred A. Enke

### Border Conference Champions

D13	All-Stars	W	33-29
D14	All Stars	L	23-34
D30	at Coggins (1)	W	36-19
D31	at Stapley's (1)	W	47-34
J3	at Whittier	W	29-21
J4	at Whittier	W	28-19
J7	California	L	31-33
J13	*Arizona State	W	34-27
J14	*Arizona State	W	40-39
J17	*UTEP	W	54-16
J18	*UTEP	W	36-25
J28	*at New Mexico State	L	29-37
J29	*at New Mexico State	W	46-45
J31	*at New Mexico	W	28-25
F1	*at New Mexico	L	23-25
F7	*at Arizona State	L	41-43
F8	*at Arizona State	W	38-34
F19	*Texas Tech	L	39-41
F20	*Texas Tech	W	57-43
F24	*Northern Arizona	W	44-41
F25	*Northern Arizona	W	48-38
F27	*New Mexico	W	41-25
F28	*New Mexico	L	27-40

\* Border Conference game (11-5, 1st)

(1) at Phoenix, Ariz.

## 1936-37

Won 14, Lost 11

Coach: Fred A. Enke

D2	USC	L	25-26
D17	Whittier	W	44-34
D18	Whittier	W	35-27
D28	Santa Clara (1)	L	25-45
D29	at San Jose State	W	36-24
D30	at California	L	22-55
J2	at Loyola, La.	W	27-18
J8	*Arizona State	W	38-27
J9	*Arizona State	W	51-33
J15	*at Arizona State	W	37-36
J16	*at Arizona State	L	27-44
F1	*New Mexico	W	38-32
F2	*New Mexico (ot)	L	30-32
F5	*at Northern Arizona	L	17-42
F6	*at Northern Arizona	W	35-33
F12	*New Mexico State	L	45-47
F13	*New Mexico State	W	51-45
F19	*at UTEP	W	43-21
F20	*at UTEP	W	50-30
F22	*at Texas Tech	L	26-39
F23	*at Texas Tech	L	34-42
F25	*at New Mexico	W	37-26
F26	*at New Mexico	L	32-37
M1	Loyola, La.	W	26-16
M2	Loyola, La.	L	26-30

\* Border Conference game (9-7, 2nd)

(1) at San Jose, Calif.

## 1937-38

Won 13, Lost 8

Coach: Fred A. Enke

D17	Mesa Merchants	W	40-30
D18	at Tom's Tavern	W	39-27
D20	Stanford	L	28-44
J7	*Arizona State	L	41-52
J8	*Arizona State	L	34-37
J14	Funk's Jewelers	W	49-17
J15	Funk's Jewelers	W	39-26
J17	*Northern Arizona	W	47-42
J18	*Northern Arizona	W	32-28
F2	*Texas Tech	W	45-33
F3	*Texas Tech	L	26-30
F11	*at New Mexico State	L	44-46
F12	*at New Mexico State	L	39-61
F14	*at New Mexico State	W	45-39
F15	*at New Mexico	W	43-35
F18	*at UTEP	W	47-31
F19	*at UTEP	W	44-40
F25	*New Mexico	W	60-49
F26	*New Mexico	W	53-47
F28	*at Arizona State	L	31-49
M1	*at Arizona State	L	38-44

\* Border Conference game (9-7, 2nd)

## 1938-39

Won 12, Lost 11

Coach: Fred A. Enke

D14	Tulane	W	34-28
D15	University of Mexico	L	31-40
D16	University of Mexico	W	32-20
J6	*at Arizona State	L	33-35
J7	*at Arizona State	L	36-40
J11	*UTEP	W	46-25
J12	*UTEP	W	33-32
J20	Jackson's All-Stars	W	46-34
J21	Jackson's All-Stars	W	50-40
J30	*Northern Arizona	L	35-40
J31	*Northern Arizona	L	35-48
F10	*at Texas Tech	L	24-53
F11	*at Texas Tech	L	37-52
F13	*at New Mexico State	L	49-61
F14	*at New Mexico State	L	42-45
F17	*New Mexico	W	56-40
F18	*New Mexico	W	63-40
F24	*Arizona State	L	43-50
F25	*Arizona State	W	48-44
M3	*at New Mexico	W	39-37
M4	*at New Mexico	W	45-41
M6	*at UTEP	W	49-46
M7	*at UTEP	L	30-42

\* Border Conference game (8-10, 5th)

# Year-By-Year Results

## 1939-40

Won 15, Lost 10

Coach: Fred A. Enke

### Border Conference Champions

D21	Loyola Marymount	L	35-40
D22	Loyola Marymount	L	33-42
D28	Southeastern Oklahoma (1)	L	24-32
D29	Texas Christian (1)	L	32-37
D29	West Texas State (1)	L	43-52
D30	Montana State (1)	L	32-39
J1	at Hardin-Simmons	W	40-31
J2	at Hardin-Simmons	W	50-28
J4	*at New Mexico State	L	41-70
J5	*at New Mexico State	W	52-49
J12	*Arizona State	W	37-35
J13	*Arizona State	W	36-34
F2	*at Northern Arizona	L	36-40
F3	*at Northern Arizona	W	40-32
F5	*at Arizona State	W	51-40
F6	*at Arizona State	L	37-39
F9	*New Mexico State	L	42-56
F10	*New Mexico State	W	56-45
F12	*Northern Arizona	W	39-38
F13	*Northern Arizona	W	55-35
F19	at Olson's Swedes	W	51-34
F23	*New Mexico	W	62-52
F24	*New Mexico	W	59-42
F26	*UTEP	W	51-44
F27	*UTEP	W	52-47

\* Border Conference game (12-4, 1st)

(1) at All-College Tournament, Oklahoma City, Okla.

## 1940-41

Won 11, Lost 7

Coach: Fred A. Enke

D12	Western New Mexico	L	30-33
D16	*Northern Arizona	W	38-29
J10	*Arizona State	W	55-40
J11	*Arizona State	W	51-38
J17	*New Mexico State	L	58-61
J18	*New Mexico State	W	46-37
J30	*at New Mexico State	W	45-33
J31	*at New Mexico	W	47-31
F1	*at New Mexico	L	23-33
F10	*at UTEP	L	35-47
F11	*at UTEP	L	44-55
F15	*New Mexico	W	62-35
F17	*UTEP	W	62-54
F21	Lilly Ice Cream	W	57-39
F22	Lilly Ice Cream	W	53-43
M3	*at Northern Arizona	W	55-46
M4	*at Northern Arizona	L	47-48
M5	*at Arizona State	L	34-51

\* Border Conference game (9-6, 2nd)

## 1941-42

Won 9, Lost 13

Coach: Fred A. Enke

D12	at Western New Mexico	L	24-46
D13	at Western New Mexico	W	39-37
D17	*West Texas State	L	52-71
D29	New Mexico Tech	W	43-38
D30	New Mexico Tech	W	51-30
J2	Stanford (1)	L	26-56
J3	Stanford (1)	L	33-54
J7	*Hardin-Simmons	W	50-26
J8	*Texas Tech	L	47-53
J17	*Arizona State	W	59-45
J26	*Northern Arizona (2)	L	36-44
J27	*at Arizona State	L	41-42
J31	*at New Mexico	L	41-50
F2	*at UTEP	L	43-46
F3	*at New Mexico State	W	56-48
F10	*UTEP	W	59-49
F11	*New Mexico	L	43-53
F13	*New Mexico State	W	53-25
F18	*at Hardin-Simmons	L	31-36
F19	*at Texas Tech	L	42-49
F20	*at West Texas State	L	59-66
M2	*Northern Arizona	W	44-31

\* Border Conference game (6-10, 6th)

(1) at Phoenix, Ariz.

(2) at Tempe, Ariz.

## 1942-43#

Won 22, Lost 2

Coach: Fred A. Enke

### Border Conference Champions

D12	Daniel's	W	81-23
D18	*at UTEP	W	58-35
D19	*at UTEP	W	62-44
J7	*UTEP	W	72-47
J8	*UTEP	W	57-46
J14	*Arizona State	W	49-35
J15	*Arizona State	L	39-41
J22	*at Arizona State	W	63-40
J23	*at Arizona State	W	43-29
J25	*at Northern Arizona	W	55-23
J26	*at Northern Arizona	W	67-49
F1	*Northern Arizona	W	71-42
F2	*Northern Arizona	W	84-27
F5	San Diego Marines	W	69-34
F6	San Diego Marines	W	69-42
F8	Williams Air Base	W	63-40
F12	Albuquerque AFB Flying Kellys	W	60-39
F13	Albuquerque AFB Flying Kellys	W	51-40
F17	*New Mexico (1)	W	55-40
F18	*Texas Tech (1)	L	35-47
F19	*New Mexico (1)	W	41-37
F19	*UTEP (1)	W	60-51
F20	*Texas Tech (1)	W	54-41
F20	*West Texas State (1)	W	47-39

\* Border Conference game (16-2, 1st)

(1) at Border Conference Tourn., Albuquerque, N.M.

# Home games played at Tucson High due to Bear Down Gym use by Navy

## 1943-44#

Won 12, Lost 2

Coach: Fred A. Enke

D4	at Navy Pilots	W	54-36
D17	Davis-Monthan Air Base	W	62-35
D18	Marana Air Base	W	47-28
D29	Ryan Field Rockets	L	39-42
J8	at Davis-Monthan Air Base	L	28-43
J14	Consolidated-Vultee Air	W	36-25
J15	Marana Officers	W	51-37
J28	Davis-Monthan Enlisted	W	56-37
J29	Davis-Monthan Air Base	W	52-48
F9	at Marana Enlisted	W	43-42
F12	Davis-Monthan Air Base	W	62-58
F16	Marana Enlisted	W	59-44
F19	Consolidated-Vultee Air	W	67-36
F26	at Ryan Field Rockets	W	58-34

# Home games played at Tucson High due to Bear Down Gym use by Navy

## 1944-45

Won 7, Lost 11

Coach: Fred A. Enke

D2	Davis-Monthan Officers	W	42-40
D7	at Marana Air Base	L	38-58
D15	*at Arizona State	L	44-52
D16	*at Arizona State	L	41-48
J13	*Northern Arizona	W	44-38
J19	*Arizona State	W	39-36
J20	*Arizona State	W	39-37
J22	Marston's Supply (1)	L	37-51
J23	Williams Air Base (1)	L	33-42
J29	Davis-Monthan Enlisted	W	41-37
J31	Marana Air Base	L	31-51
F2	Davis-Monthan Gunnery	W	48-38
F3	Davis-Monthan Gunnery	W	38-32
F9	*at Northern Arizona	L	37-53
F10	*at Northern Arizona	L	36-47
F16	Douglas Air Base	L	46-51
F17	Douglas Air Base	L	37-48
F20	at Douglas Air Base	L	30-51

\* Border Conference game (3-4, 6th)

(1) at Phoenix, Ariz.

## 1945-46

Won 25, Lost 5

Coach: Fred A. Enke

### Border Conference Champions

#### National Invitation Tournament Participants

D14	Williams Air Base	W	50-47
D15	Williams Air Base	W	45-35
D20	*at New Mexico	L	37-42
D21	*at New Mexico	W	47-38
D22	at Ft. Bliss (1)	L	61-72
D27	at San Diego State	L	36-39
D28	at San Diego State	W	38-33
D29	at San Diego NTC	W	44-38
J5	*New Mexico State	W	64-27
J10	*Arizona State	W	58-30
J11	*Arizona State	W	60-37
J18	El Toro Marines	W	56-42
J19	El Toro Marines	W	59-38
J25	*at Arizona State	W	45-35
J26	*at Arizona State	W	44-27
J28	*at Northern Arizona (ot)	L	53-54
J29	*at Northern Arizona	W	38-35
F1	*New Mexico	W	78-53
F2	*New Mexico	W	75-42
F8	Los Angeles Deaf School	W	65-28
F9	Los Angeles Deaf School	W	92-62
F11	*Northern Arizona	W	46-38
F12	*Northern Arizona	W	51-36
F16	*at UTEP	W	48-42
F18	Chihuahua University	W	78-41
F22	*at New Mexico State	W	82-33
F23	at Williams Air Base	W	59-45
M1	*Texas Tech (2)	W	61-31
M2	*West Texas State (2)	W	44-37
M16	Kentucky (3)	L	53-77

\* Border Conference game (14-3, 1st)

(1) at El Paso, Texas

(2) at Border Conference Tourn., Albuquerque, N.M.

(3) at National Invitation Tournament, New York, N.Y.

## 1946-47

Won 21, Lost 3

Coach: Fred A. Enke

### Border Conference Champions

D9	Mesa Jaycees	W	70-46
D12	*West Texas State	W	54-43
D13	*Texas Tech	W	69-47
D20	Webbco	W	65-49
D21	San Diego State	W	73-36
D27	Morehead State (1)	W	64-63
D28	Miami, Ohio (2)	L	57-60
D31	at Wayne State	W	59-46
J2	at Michigan State	W	45-43
J9	*at UTEP	W	74-51
J10	*at New Mexico State	W	86-37
J11	*at New Mexico	W	58-40
J17	*Northern Arizona	W	50-27
J25	*at Arizona State	W	61-50
J27	*at Northern Arizona	W	52-37
F1	*Arizona State	W	63-41
F7	*New Mexico	W	67-37
F8	*New Mexico State	W	80-66
F10	at Webbco	W	53-48
F13	*Hardin-Simmons	W	70-54
F20	*at Hardin-Simmons	W	60-48
F21	*at Texas Tech	L	49-61
F22	*at West Texas State	L	57-62
F26	*UTEP	W	69-57

\* Border Conference game (14-2, 1st)

(1) at Louisville, Ky.

(2) at Cincinnati, Ohio

## 1947-48

Won 19, Lost 10

Coach: Fred A. Enke

### Border Conference Champions

D12	Alumni	W	55-42
D13	Alumni	W	66-57
D18	Baylor	W	62-54
D20	Loyola Marymount	W	60-49
D23	San Diego State	W	60-44
D27	at St. Francis, N.Y. (1)	L	70-79
D30	at St. Joseph's, Pa. (2)	W	61-57
J1	at Canisius	L	50-59
J2	at Duquesne	L	51-54
J5	at Bradley	L	66-91
J8	*at West Texas State	W	72-69
J9	*at Texas Tech	L	38-65
J10	*at Hardin-Simmons	L	53-54
J14	*Texas Tech	W	61-37
J15	*West Texas State	W	67-51
J24	*at Arizona State	W	47-46
J26	*at Northern Arizona	L	36-38
J29	University of Mexico	W	87-45
J31	*at Northern Arizona	W	72-39
F4	*New Mexico State	W	65-53
F5	*New Mexico	W	58-46
F12	*at New Mexico	W	62-59
F13	*at New Mexico State	L	56-58
F14	*at UTEP	W	68-49
F19	*Hardin-Simmons	W	53-34
F21	*Arizona State	W	61-58
F25	*UTEP	W	93-50
M12	Baylor (3)	L	59-65
M13	Baylor (3)	L	54-64

\* Border Conference game (12-4, 1st)

(1) at Madison Square Garden, New York, N.Y.

(2) at Convention Hall, Philadelphia, Pa.

(3) at NCAA District 6 Playoff, Dallas, Texas

## 1948-49

Won 17, Lost 11

Coach: Fred A. Enke

### Border Conference Champions

D10	Loyola Marymount	W	52-51
D14	San Diego State	W	60-41
D18	at Washington U., St. Louis	L	43-55
D20	at West Virginia	L	58-61
D21	at Duquesne	L	51-57
D23	at Louisville	L	50-69
D28	North Carolina (1)	L	49-60
J6	*at Hardin-Simmons	W	50-43
J12	*New Mexico	W	57-53
J15	*New Mexico State	W	71-36
J22	*at Northern Arizona	W	60-39
J24	*at Arizona State	W	45-44
J28	at St. Mary's, Calif. (2)	L	50-58
J29	at San Francisco (2)	L	49-56
F2	*Texas Tech	W	49-25
F3	*West Texas State	W	61-59
F7	Pittsburgh	W	52-47
F10	*at West Texas State	L	46-52
F11	*at Texas Tech	L	58-60
F12	*at Hardin-Simmons	W	43-40
F17	*UTEP	W	63-48
F19	*Arizona State	W	63-60
F25	*Northern Arizona	W	55-38
F28	*at UTEP (ot)	L	69-70
M1	*at New Mexico State	W	57-50
M2	*at New Mexico	W	66-57
M9	Baylor (3)	W	55-47
M10	Arkansas (3)	L	44-65

\* Border Conference game, (13-3, 1st)

(1) at Camelia Bowl Tourn., Lafayette, La.

(2) at Cow Palace, San Francisco, Calif.

(3) at NCAA District 6 Playoff, Dallas, Texas

# Year-By-Year Results

## 1949-50

Won 26, Lost 5

Coach: Fred A. Enke

Sun Bowl Tournament Champions

Border Conference Champions

National Invitation Tournament Participants

D2	San Diego NAS	W	54-41
D3	San Diego NAS	W	88-50
D9	Culver-Stockton (1)	W	74-45
D13	Cal. Poly-SLO	W	63-53
D16	Texas A&M (2)	W	56-50
D17	Texas (2)	L	50-58
D27	Texas A&M	W	59-46
D30	New Mexico (3)	W	65-52
D31	UTEP (3)	W	55-47
J7	*at Northern Arizona	W	69-44
J11	*UTEP	W	80-58
J14	*New Mexico State	W	71-54
J16	*at Arizona State	W	81-61
J20	*West Texas State	W	67-59
J27	*at St. Mary's, Calif. (4)	W	67-57
J28	at Loyola Marymount	L	54-61
J30	Santa Clara (5)	W	80-64
F1	Santa Clara	W	63-45
F4	*Arizona State	W	73-51
F9	*at New Mexico	W	57-53
F10	*at New Mexico State	W	67-58
F11	*at UTEP	W	72-49
F15	*Texas Tech	W	60-54
F18	*Northern Arizona	W	64-58
F20	Beloit	W	71-61
F22	*New Mexico	W	71-62
F27	*at Hardin-Simmons	L	53-57
F28	*at Texas Tech	W	72-65
M1	*at West Texas State	L	42-61
M6	*Hardin-Simmons	W	63-41
M11	LaSalle (6)	L	66-72

\* Border Conference game (14-2, 1st)

- (1) at Douglas, Ariz.
- (2) at San Antonio, Texas
- (3) at Sun Bowl Tourn., El Paso, Texas
- (4) at Cow Palace, San Francisco, Calif.
- (5) at Phoenix, Ariz.
- (6) at National Invitation Tournament, New York, N.Y.

## 1950-51

Won 24, Lost 6

Coach: Fred A. Enke

Border Conference Champions

National Invitation Tournament Participants

NCAA Tournament Participants

D1	San Diego NAS	W	83-53
D2	San Diego NAS	W	90-38
D11	Whittier	W	79-59
D16	San Diego State	W	68-38
D20	*UTEP	W	63-52
D22	Southern Mississippi	W	90-56
D26	at Canisius	L	52-55
D28	C.C.N.Y. (1)	W	41-38
D30	at West Virginia	W	68-67
J1	at Duquesne	L	63-65
J6	*Northern Arizona	W	83-44
J11	*at West Texas State	W	59-53
J12	*at Texas Tech	W	57-56
J13	*at Hardin-Simmons	W	67-55
J20	*at Northern Arizona	W	69-39
J26	UCLA (2)	L	63-69
J27	at San Jose State	W	62-55
J29	Long Island	W	62-61
F2	*West Texas State	W	74-48
F5	*Hardin-Simmons	W	69-53
F9	*Arizona State	W	87-66
F12	*at New Mexico	W	77-54
F13	*at New Mexico State	L	66-67
F14	*at UTEP	W	79-54
F19	*New Mexico State	W	75-46
F24	*New Mexico	W	63-58
F26	*Texas Tech	W	78-68
M5	*at Arizona State	W	71-59
M13	Dayton (3)	L	68-74
M21	Kansas State (4)	L	59-61

\* Border Conference game (15-1, 1st)

- (1) at Madison Square Garden, New York, N.Y.
- (2) at Cow Palace, San Francisco, Calif.
- (3) at National Invitation Tournament, New York, N.Y.
- (4) at NCAA Tournament, Kansas City, Mo.

## 1951-52

Won 11, Lost 16

Coach: Fred A. Enke

N26	San Diego Marines (Ex.)	W	69-54
N27	Camp Pendleton (Ex.)	W	55-46
D1	at Brigham Young	L	62-68
D8	Kansas State+	L	57-76
D12	Loyola	W	68-60
D15	San Diego NTC (Ex.)	W	84-62
D18	Wichita	W	73-61
D20	St. Mary's, Calif.	L	64-71
D27	at New York University (1)	L	76-103
D29	at Canisius	L	78-89
D31	Minnesota (2)	L	61-73
J3	at Bradley	L	59-98
J5	at Kansas State	L	52-78
J12	*Northern Arizona	W	70-57
J14	*Hardin-Simmons	W	65-43
J17	*Texas Tech	W	77-68
J28	*at Northern Arizona	W	57-55
F1	*at New Mexico State	L	50-59
F2	*at UTEP	L	64-70
F7	*West Texas State	L	57-59
F11	*Arizona State	W	77-69
F14	*at West Texas State	L	73-79
F15	*at Texas Tech	L	57-84
F16	*at Hardin-Simmons	L	63-66
F20	*UTEP	W	83-58
F25	*New Mexico State	L	55-65
F28	*at Arizona State	L	59-87

\* Border Conference game (6-8, T3rd)

(1) at Madison Square Garden, New York, N.Y.

(2) at Milwaukee, Wis.

+ 81-game homecourt win streak ended

## 1952-53

Won 13, Lost 11

Coach: Fred A. Enke

Border Conference Co-Champions

D2	Camp Pendleton (Ex.)	L	63-65
D5	San Diego Marines (Ex.)	L	86-77
D8	San Diego NTC (Ex.)	L	54-78
D13	Centenary	L	57-59
D16	San Diego State	W	68-64
D17	LaSalle	L	68-87
D27	Arkansas (1)	L	51-68
D29	Texas A&M (1)	W	66-49
D30	TCU (1)	L	48-63
J2	Mississippi (2)	L	70-75
J3	at Memphis State (2)	L	56-75
J9	*at UTEP	W	63-54
J10	*at New Mexico State	W	51-46
J14	*UTEP	W	66-54
J17	*New Mexico State	W	52-50
J26	*at Northern Arizona	W	90-70
J31	*at Arizona State	L	73-75
F2	Bradley	L	62-65
F4	*Hardin-Simmons	W	72-67
F10	*Northern Arizona	W	69-54
F12	*Arizona State	W	65-60
F16	*at Hardin-Simmons	L	61-77
F17	*at Texas Tech	L	80-100
F18	*at West Texas State	W	61-51
F23	*Texas Tech	W	79-63
M2	*West Texas State	W	65-51
M6	Hardin-Simmons (3) (ot)	L	61-67

\* Border Conference game (11-3, T1st)

- (1) at Southwest Conference Holiday Tourn., Dallas, Texas
- (2) at Memphis Invitational, Memphis, Tenn.
- (3) at Border Conference Tourn., Abilene, Texas

## Fred A. Enke Head Coach, 1925-61



In a career that spanned 36 seasons, Coach Fred A. Enke was the man responsible for the early successes of Wildcat basketball. Winning more than 60 percent of his games, Enke amassed 509 wins in his tenure on the UA sidelines and still ranks as the winningest coach in school history.

Enke guided the Cats to the first four postseason appearances (3 N.I.T./1 NCAA) in school history and in 1950-51 competed in both the N.I.T. and NCAA postseason

tournaments. He was the first coach to lead Arizona to a national ranking and two of his teams (1950, 1951) finished the season ranked in the top 15.

Perhaps most impressively, Enke's teams dominated play in the Border Conference. Under his direction, Arizona won 11 conference championships, including a span in which the Cats won or shared seven consecutive Border Conference titles (1942-51). No Border Conference team won as many league games (231) or overall contests (398) during its membership.

Enke was inducted as a charter member of the Arizona Sports Hall of Fame in 1976.

## 1953-54

Won 14, Lost 10

Coach: Fred A. Enke

D4	Northern Arizona	W	70-60
D11	at UCLA	L	45-90
D12	at UCLA	L	48-84
D15	Centenary	W	79-64
D18	San Jose State	W	81-77
D21	Utah	L	57-65
D26	USC	W	57-55
D28	at Bradley	L	55-79
D29	at Beloit	L	65-89
D31	at Canisius	W	79-58
J2	at Niagara	L	46-79
J8	*Texas Tech	L	62-78
J11	*at UTEP	L	57-75
J12	*at New Mexico State	W	67-65
J22	*Arizona State	W	79-65
F1	Bradley	W	87-74
F6	*New Mexico State	W	71-63
F8	*at Arizona State	W	82-75
F12	*West Texas State	W	61-52
F13	*Hardin-Simmons	W	59-55
F20	*at West Texas State	L	79-79
F22	*at Texas Tech	L	68-97
F23	*at Hardin-Simmons	W	78-72
M1	*UTEP	W	56-52

\* Border Conference game (8-4, 3rd)

## 1954-55

Won 8, Lost 17

Coach: Fred A. Enke

D2	Northern Arizona	W	68-58
D6	Kansas State	W	86-81
D10	at Utah	L	44-77
D11	at Utah	L	68-83
D17	Colorado State	L	62-67
D18	Colorado State	W	81-59
D21	at Stanford	L	56-66
D28	Tulsa (1)	L	49-71
D29	at Wichita State (1)	L	64-87
D30	at Southern Mississippi	W	79-72
J1	at New Mexico	L	65-71
J14	*Hardin-Simmons	W	77-68
J15	*West Texas State	W	73-72
J24	at Northern Arizona	L	72-79
J29	*at Arizona State	L	74-92
F2	Bradley	W	88-77
F4	*at West Texas State	L	66-82
F5	*at Texas Tech	L	70-82
F6	*at Hardin-Simmons	L	58-71
F12	*New Mexico State	W	60-49
F14	*UTEP	L	58-60
F18	*Texas Tech	L	63-68
F23	*UTEP	L	45-70
F24	*at New Mexico State	L	62-83
M2	*Arizona State (ot)	L	103-104

\* Border Conference game (3-9, 6th)

(1) at Wichita Tournament, Wichita, Kan.

## 1955-56

Won 11, Lost 15

Coach: Fred A. Enke

D2	San Diego State	W	80-74
D3	Northern Arizona	W	96-67
D9	at Utah	L	45-119
D10	at Utah	L	63-93
D14	Hamiline	W	71-63
D16	San Jose State	L	63-68
D19	California	L	74-84
D21	Memphis State (ot)	L	92-98
D27	at Louisville (1)	L	83-103
D28	Ohio University (1)	L	76-91
D29	Bowling Green (1)	L	75-92
J2	at Murray State	L	73-93
J6	*at New Mexico State	L	35-68
J7	*at UTEP	W	60-54
J11	*Texas Tech	L	78-85
J13	*West Texas State	W	69-64
J18	*Arizona State	W	89-76
J30	at Northern Arizona	W	77-74
F1	UC-Santa Barbara	W	68-54
F4	*at Texas Tech	L	67-105
F6	*at West Texas State	W	78-76
F7	*at Hardin-Simmons	L	63-71
F11	*New Mexico State	W	75-71
F13	*UTEP (ot)	L	84-85
F18	*Hardin-Simmons	W	83-73
F25	*at Arizona State	L	88-96

\* Border Conference game (6-6, 5th)

(1) at Kentucky Invitational, Louisville, Ky.

# Year-By-Year Results

## 1956-57

Won 13, Lost 13

Coach: Fred A. Enke

D1	Northern Arizona	W	79-57
D3	Hamline	W	79-74
D7	at Utah	L	55-66
D8	at Utah	L	65-89
D13	New Mexico	W	74-55
D17	Murray State	W	81-70
D19	Colorado State	W	73-63
D22	California	L	49-70
D28	at Tennessee	L	66-70
D29	at Vanderbilt	L	76-107
J1	at Memphis State	L	76-93
J3	at Oklahoma City	L	55-80
J7	Texas Tech	W	79-63
J11	*at New Mexico State	L	73-77
J12	*at UTEP	L	69-93
J26	UC-Santa Barbara	W	72-67
J28	at Northern Arizona (ot)	W	103-93
F2	*New Mexico State	W	69-47
F4	*UTEP	W	73-52
F8	*West Texas State	W	77-67
F12	*Hardin-Simmons	L	69-80
F16	*at Arizona State	W	96-90
F23	*at Hardin-Simmons	L	69-80
F25	at Texas Tech	L	84-100
F26	*at West Texas State	L	67-71
M4	*Arizona State	W	77-70

\* Border Conference game (5-5, 3rd)

## 1957-58

Won 10, Lost 15

Coach: Fred A. Enke

D2	Northern Arizona	W	64-59
D7	at Iowa	L	63-80
D9	at Bradley	L	52-91
D11	at Washington U., St. Louis	L	52-61
D13	Pacific	W	82-74
D17	Cal Poly-SLO	W	66-65
D20	Loyola Marymount	W	77-67
D21	USC	W	78-72
D27	at San Jose State	L	63-77
D28	Santa Clara (1)	L	55-66
D30	Michigan	L	76-88
J4	*at UTEP	W	71-67
J6	*at New Mexico State	L	51-71
J11	at San Diego State	L	76-83
J18	*Hardin-Simmons	L	73-75
J25	*West Texas State	L	62-72
J27	at Northern Arizona	L	70-85
F1	*New Mexico State	W	68-66
F3	*UTEP	W	60-59
F5	Bradley	L	58-71
F8	*at West Texas State	L	49-80
F10	*at Hardin-Simmons	W	69-52
F15	San Diego Marines (Ex.)	L	74-83
F22	*Arizona State	L	66-70
F26	Cal State-Los Angeles	W	84-68
M3	*at Arizona State	L	76-78

\* Border Conference game (4-6, T4th)

(1) at San Jose, Calif.

## 1958-59

Won 4, Lost 22

Coach: Fred A. Enke

D2	Western New Mexico	W	71-61
D6	Northern Arizona	L	66-72
D12	Cal State-Los Angeles	L	77-81
D13	UC-Santa Barbara	W	74-69
D19	at Utah State	L	57-83
D20	at Idaho State	L	58-86
D22	at Idaho State	L	51-71
D26	at Stanford	L	59-74
D27	at California	L	46-90
D29	at Pacific	L	61-70
J2	San Jose State	L	62-64
J3	Santa Clara	L	38-79
J10	*at West Texas State	L	76-90
J12	*at Hardin-Simmons	L	50-68
J24	*at Arizona State	L	72-88
J26	at Northern Arizona	L	69-97
J31	*UTEP	L	66-76
F2	*New Mexico State	L	58-66
F7	*Arizona State	L	62-85
F9	at Cal State-Los Angeles	L	72-86
F14	*Hardin-Simmons	W	66-64
F16	*West Texas State	L	78-84
F21	*at New Mexico State	L	61-80
F23	*at UTEP	L	51-76
F28	at Air Force Academy	L	62-115
M2	at New Mexico	W	80-77

\* Border Conference game (1-9, 6th)

## 1959-60

Won 10, Lost 14

Coach: Fred A. Enke

D2	Western New Mexico	W	73-68
D5	Northern Arizona	W	76-62
D11	at UC-Santa Barbara	L	78-84
D12	at Cal State-LA	L	74-82
D15	San Diego State	W	65-50
D18	San Diego Marines (Ex.)	L	67-87
D22	at Washington State	L	58-64
J2	at Colorado State	L	64-103
J4	at Regis	L	69-74
J5	at Northern Colorado	L	71-82
J9	*New Mexico State	L	53-70
J11	*UTEP	W	62-55
J15	*Hardin-Simmons	W	72-58
J23	*Arizona State	L	61-71
J27	at Northern Arizona	L	69-77
J30	*at Hardin-Simmons	L	63-81
F1	*at West Texas State	L	68-80
F6	Cal State-Los Angeles	W	104-84
F8	*West Texas State	W	77-62
F10	New Mexico	W	64-62
F13	Fresno State	L	68-69
F20	at Air Force Academy	W	73-66
F27	*at UTEP	W	100-77
F29	*at New Mexico State	L	46-76
M5	*at Arizona State	L	71-76

\* Border Conference game (4-6, 4th)

## 1960-61

Won 11, Lost 15

Coach: Fred A. Enke

D2	Colorado	L	72-82
D3	Colorado	L	60-83
D6	Northern Arizona	W	78-59
D8	Cal State-Los Angeles	W	92-90
D13	Eastern New Mexico	W	118-66
D16	at New Mexico	L	73-79
D17	at Air Force Academy	L	67-76
D19	at Iowa	L	64-105
D21	at Nebraska	L	55-79
D27	at UC-Santa Barbara (ot)	W	80-75
D29	Idaho State	L	64-75
J4	Regis	W	79-61
J7	*UTEP	W	74-71
J9	*New Mexico State	L	64-89
J12	at UCLA	L	68-90
J25	at Northern Arizona	W	67-49
J26	*at West Texas State	W	81-77
J30	*at Hardin-Simmons	L	80-84
F4	*at Arizona State	L	78-94
F11	*West Texas State	W	66-63
F13	*Hardin-Simmons	W	83-68
F18	*at UTEP	W	74-65
F20	*at New Mexico State	L	68-73
F25	*Arizona State	L	75-94
M3	at UC-Santa Barbara	L	60-76
M4	at Cal State-Los Angeles	L	76-107

\* Border Conference game (5-5, 3rd)

## 1961-62

Won 12, Lost 14

Coach: Bruce Larson

D1	Utah	L	62-71
D2	Utah State	L	54-67
D5	Northern Arizona	W	70-52
D8	at Colorado	L	51-72
D9	at Colorado	L	57-60
D15	Pittsburgh (1)	L	58-83
D16	Duke (1)	L	47-78
D18	at Kansas State	L	43-59
D22	Northern Colorado	W	77-50
D23	New Mexico	W	85-63
D29	Brigham Young	W	60-58
D30	Denver	W	71-57
J4	Hardin-Simmons	W	101-62
J6	West Texas State	W	76-68
J11	at New Mexico State	L	55-68
J13	at UTEP (ot)	L	56-57
J20	Arizona State	L	67-73
J31	Cal State-Los Angeles	W	80-60
F3	New Mexico State	W	68-67
F5	UTEP	W	57-52
F10	at Hardin-Simmons	W	86-74
F12	at West Texas State	L	72-87
F17	at Northern Arizona	W	68-59
F23	Air Force Academy	L	63-70
F24	at Western New Mexico	L	71-74
F27	at Arizona State	L	53-67

(1) at Steel Bowl Tourn., Pittsburgh, Pa.

## 1962-63

Won 13, Lost 13

Coach: Bruce Larson

D1	Fresno State	W	75-67
D3	at Wisconsin	W	51-46
D8	Northern Arizona	W	62-60
D14	at Colorado State	L	65-75
D15	at Air Force Academy	L	46-57
D19	Idaho State	W	57-51
D22	Colorado	W	60-52
D26	Iowa (1)	L	56-57
D27	Washington State (1)	W	67-57
D29	Seattle (1)	L	59-75
J2	Hamline	W	82-47
J4	at UTEP	L	55-76
J5	at New Mexico State (ot)	W	63-59
J11	*Utah (ot)	L	50-52
J12	*Brigham Young	L	75-80
J17	*at Wyoming	L	72-84
J18	*at New Mexico	L	48-59
J30	at Northern Arizona	W	71-63
F2	New Mexico State	W	63-40
F4	UTEP	L	50-65
F9	*at Arizona State	L	54-73
F15	*at Brigham Young	L	72-77
F16	*at Utah	W	74-70
F22	*New Mexico	W	49-46
F23	*Wyoming	W	84-63
M4	*Arizona State	L	53-58

\* Western Athletic Conference game (3-7, T5th)

(1) at Far West Classic, Portland, Ore.

## 1963-64

Won 15, Lost 11

Coach: Bruce Larson

Evansville Tournament Champions

D4	Evansville	L	58-61
D6	at Colorado	L	60-75
D7	at Colorado State	L	45-57
D10	Denver	W	74-64
D13	San Jose State	W	63-44
D14	Northern Arizona	W	96-57
D18	California	W	64-58
D21	at Utah State	L	60-64
D27	Maryland (1)	W	57-54
D28	Evansville (1)	W	78-61
D30	at Bradley	L	59-67
J6	Seattle	W	59-53
J10	Colorado State	W	57-55
J11	New Mexico State	W	72-40
J16	*at New Mexico	L	50-59
J18	*at Wyoming	L	69-71
J30	at Northern Arizona	W	83-71
F1	USC	W	71-63
F8	*Arizona State	L	66-67
F14	*Utah	W	85-72
F15	*Brigham Young	W	80-67
F21	*Wyoming	W	81-69
F22	*New Mexico	W	54-46
F28	*at Utah	L	73-86
F29	*at Brigham Young	L	71-84
M4	*at Arizona State	L	69-72

\* Western Athletic Conference game (4-6, 4th)

(1) at Evansville Tournament, Evansville, Ind.

## 1964-65

Won 17, Lost 9

Coach: Bruce Larson

D1	at Seattle	W	76-71
D4	Pepperdine	W	78-49
D7	Texas Tech	W	77-75
D11	at California	L	55-57
D12	at San Jose State	L	59-66
D19	Cal State-Hayward	W	86-44
D23	UTEP	W	77-40
D28	UCLA (1)	L	79-99
D29	Washington (1)	W	77-63
D30	USC (1)	W	57-55
J7	*at Wyoming (ot)	W	62-60
J9	*at New Mexico	L	42-64
J11	Northern Arizona	W	81-50
J15	*Brigham Young	W	75-73
J16	*Utah	W	57-48
J27	at Northern Arizona	W	89-63
J28	San Francisco	W	71-56
J30	Memphis State	W	99-64
F3	Bradley (3 ot)	W	85-83
F6	at UTEP	L	39-51
F13	*at Arizona State	L	69-76
F19	*Wyoming	W	78-77
F20	*New Mexico	L	66-70
F26	*at Brigham Young	L	88-92
F27	*at Utah	L	72-100
M3	*Arizona State	W	97-87

\* Western Athletic Conference game (5-5, T2nd)

(1) at Los Angeles Classic, Los Angeles, Calif.

## 1965-66

Won 15, Lost 11

Coach: Bruce Larson

D1	at Northern Arizona	W	74-69
D4	at Memphis State	W	94-69
D6	at Texas Tech	L	72-77
D9	Pacific	W	71-61
D11	Northern Arizona	W	68-58
D15	Seattle	W	73-64
D20	Colorado (3 ot)	L	73-77
D22	San Jose State	W	56-47
D27	at Denver	L	70-72
D29	California (1)	W	62-58
D30	Seattle (1) (ot)	L	74-79
J7	*at Utah	L	78-87
J8	*at Brigham Young	L	74-87
J15	Southern Illinois	W	82-62
J22	*Arizona State	L	65-68
J28	Stanford	W	94-54
J31	at UCLA	L	67-84
F4	*New Mexico (2 ot)	W	83-77
F5	*Wyoming	W	76-70
F10	at UTEP (ot)	L	72-81
F12	Cal Poly-Pomona	W	79-70
F18	*Utah	W	71-68
F19	*Brigham Young	W	76-62
F26	*at Arizona State	W	91-80
M3	*at New Mexico	L	69-83
M5	*at Wyoming	L	66-104

\* Western Athletic Conference game (5-5, 3rd)

(1) at Northwest Holiday Tournament, Seattle, Wash.

## 1966-67

Won 8, Lost 17

Coach: Bruce Larson

D2	at San Jose State	W	79-68
D3	at San Francisco	L	46-60
D7	Hardin-Simmons	W	80-65
D9	Texas Tech	W	64-49
D12	Weber State	W	62-57
D15	Northern Arizona	L	67-82
D17	at Colorado	L	74-91
D19	at Stanford	L	67-82
D23	Harvard	W	59-58
D27	Illinois (1)	L	77-93
D29	Arkansas (1)	L	61-65
D30	Wisconsin (1)	L	77-104
J7	*at Arizona State	L	67-73
J13	*Brigham Young	L	64-77
J14	*Utah	W	74-70
J19	Phillips Oilers (Ex.)	L	74-107
J30	at Northern Arizona	L	75-82
F2	*at Wyoming	L	73-75
F4	*at New Mexico	L	50-81
F9	UTEP	L	65-75
F11	New Mexico State	L	61-66
F13	Japanese Olympic Team (Ex.)	L	82-65
F17	*New Mexico	W	70-64
F18	*Wyoming	L	59-68
F25	*Arizona State	W	92-65
M3	*at Utah	L	72-88
M4	*at Brigham Young	L	58-70

\* Western Athletic Conference game (3-7, 5th)

(1) at Los Angeles Classic, Los Angeles, Calif.

## 1

# Year-By-Year Results

## 1968-69

Won 17, Lost 10

Coach: Bruce Larson

D3	Northern Arizona	W	86-69
D5	at Houston	L	64-85
D7	at Texas Tech (ot)	W	85-80
D11	New Mexico State	L	72-78
D14	at Northern Arizona	L	73-76
D17	Evansville	W	102-88
D19	at Colorado	L	69-70
D23	Nebraska	W	68-63
D26	Purdue (1)	L	72-98
D28	Stanford (1)	W	75-64
D30	West Virginia (1)	W	77-60
J3	Idaho State	W	92-48
J4	Seattle	W	75-66
J7	Eastern Michigan	W	89-72
J11	*at Arizona State	W	81-80
J16	Creighton	W	72-63
J23	*Brigham Young	W	76-70
J25	*Utah	W	90-64
J31	Loyola, La.	W	93-65
F1	UTEP	W	75-66
F6	*at Wyoming	L	72-73
F8	*at New Mexico	L	74-79
F13	*at Utah	L	75-105
F15	*at Brigham Young	L	66-75
F20	*New Mexico	W	77-75
F22	*Wyoming (ot)	L	67-68
M1	*Arizona State	W	90-73

\* Western Athletic Conference game (5-5, 3rd)  
(1) at Rainbow Classic, Honolulu, Hawaii

## 1969-70

Won 12, Lost 14

Coach: Bruce Larson

D1	at UCLA	L	65-90
D4	Weber State	W	72-68
D8	Baylor	W	81-76
D12	Iowa State	W	78-65
D15	Texas Tech	L	80-85
D18	at North Texas State	L	83-98
D20	at Nebraska	L	69-79
D26	Jacksonville (1)	L	72-104
D27	Fordham (1)	L	74-82
J2	at New Mexico State	L	76-95
J5	Florida State	L	78-87
J8	*Brigham Young	W	90-77
J10	*Utah	L	74-79
J15	*at UTEP	L	59-73
J17	*at New Mexico	W	78-72
J24	Northern Arizona	W	94-76
J29	*Colorado State	W	75-69
J31	*Wyoming	W	81-70
F7	*Arizona State	W	97-75
F12	*at Utah	L	75-92
F14	*at Brigham Young	L	78-93
F19	*New Mexico	W	80-78

F21	*UTEP	W	86-72
F26	*at Wyoming	L	74-93
F28	*at Colorado State	L	80-94
M4	*at Arizona State	W	90-89

\* Western Athletic Conference game (8-6, 4th)  
(1) at Evansville Tournament, Evansville, Ind.

## 1970-71

Won 10, Lost 16

Coach: Bruce Larson

<b>Poinsettia Classic Champions</b>			
D1	at Seattle	W	78-74
D4	California	L	79-87
D5	Butler	W	108-92
D9	at New Mexico State	L	74-76
D11	at Baylor	L	91-101
D12	at Texas Tech	L	67-79
D18	San Jose State	W	100-77
D22	at Northern Arizona	W	85-70
D28	Texas A&M (1)	W	90-76
D29	Mississippi State (1)	W	77-75
D31	at Florida State	L	85-95
J4	DePauw	W	105-68
J7	*at Colorado State	L	65-90
J9	*at Wyoming	L	65-91
J16	*at Arizona State	L	83-112
J28	*Utah	L	86-99
J30	*Brigham Young	W	81-76
F4	*at New Mexico	L	77-81
F6	*at UTEP	L	66-80
F12	*Wyoming	W	98-81
F13	*Colorado State	L	71-74
F20	*Arizona State	L	83-95
F26	*at Brigham Young	L	83-95
F27	*at Utah	L	91-102
M5	*UTEP	W	82-77
M6	*New Mexico	L	83-93

\* Western Athletic Conference game (3-11, 8th)  
(1) at Poinsettia Classic, Greenville, S.C.

## 1971-72

Won 6, Lost 20

Coach: Bruce Larson

D2	at Iowa State	L	54-71
D4	at California	L	76-79
D6	UC-Riverside#	W	73-72
D9	San Diego State#	L	67-69
D13	at New Mexico State	L	73-89
D17	Cal. State-Los Angeles#	L	81-86
D20	South Alabama#	L	66-76
D22	San Francisco#	L	62-70
D27	UC-Santa Barbara#	L	63-97
D29	Ohio State (1)	L	47-90
D30	Texas (1)	L	69-86
J7	*at Utah	W	78-76
J8	*at Brigham Young	L	67-88
J14	*Colorado State	W	78-74
J15	*Wyoming	W	75-66

J22	Northern Arizona#	W	70-65
J28	*at Utah	L	50-68
J29	*at New Mexico	L	55-61
F5	*Arizona State	L	78-91
F11	*Brigham Young	L	78-89
F12	*Utah	L	73-82
F18	*at Wyoming	L	55-71
F19	*at Colorado State	L	67-87
F24	*New Mexico	W	53-51
F26	*UTEP	L	48-63
M4	*at Arizona State	L	75-83

\* Western Athletic Conference game (4-10, 7th)  
(1) at Bruin Classic, Los Angeles, Calif.  
# Games played at Tucson Community Center

## 1972-73

Won 16, Lost 10

Coach: Fred Snowden

N29	Cal State-Bakersfield	W	94-87
D2	at San Francisco	L	75-94
D4	at Stanford	L	68-75
D7	USC	W	71-69
D12	San Diego	W	79-70
D16	Northern Illinois (ot)	W	91-90
D23	at Kansas State	L	69-85
D27	Purdue (1)	W	83-80
D28	Nevada-Las Vegas (1)	L	64-65
J5	*UTEP	W	79-73
J6	*New Mexico	W	83-73
J13	*at Arizona State	L	60-63
J15	at San Diego State	L	68-81
J18	UC-Santa Barbara	W	79-77
J20	at Northern Arizona	W	82-72
J25	*at Brigham Young	L	79-93
J26	*at Utah	W	89-86
F1	*Wyoming%	W	87-69
F3	*Colorado State	W	94-87
F8	*at New Mexico	L	73-93
F10	*at UTEP	W	81-78
F17	*Arizona State	L	105-110
F23	*Utah (3 ot)	W	101-95
F24	*Brigham Young	W	100-94
M2	*at Colorado State	L	72-79
M3	*at Wyoming	W	84-82

\* Western Athletic Conference game (9-5, T2nd)  
(1) at Holiday Classic, Las Vegas, Nev.  
% First game in McKale Center

## 1973-74

Won 19, Lost 7

Coach: Fred Snowden

N30	Illinois	W	101-80
D1	at USC	L	76-100
D3	at Colorado	W	91-76
D5	Athletes in Action (Ex.)	W	86-77
D8	Cal Poly-Pomona	W	87-54
D11	San Diego State	W	101-79
D13	Idaho	W	101-80
D19	Kansas State	W	74-72
D22	Texas Tech	W	88-64
D28	Marquette (1)	L	62-76
D29	SMU (1)	W	86-82
J3	*at Wyoming	W	93-77
J5	*at Colorado State	L	67-85
J11	*New Mexico	W	97-89
J12	*UTEP	L	63-81
J15	Northern Arizona	W	80-62
J19	*at Utah	L	106-121
J24	*at Brigham Young	W	93-91
J25	Centenary	W	97-88
F2	*Arizona State	W	98-90
F8	*Colorado State	W	76-67
F9	*Wyoming	W	78-68
F14	*at UTEP	W	85-59
F16	*at New Mexico	L	72-99
F21	*Brigham Young	W	118-90
F23	*Utah	W	122-92
M2	*at Arizona State	L	95-108

\* Western Athletic Conference game (9-5, T2nd)  
(1) at Milwaukee Classic, Milwaukee, Wis.

## 1974-75

Won 22, Lost 7

Coach: Fred Snowden

Fiesta Bowl Classic Champions

National Commissioners' Invitational Tournament Participants

N29	Northern Illinois	W	103-85
D4	UC-Davis	W	84-58
D7	at San Diego State	W	81-79
D10	Nevada-Las Vegas	W	85-80
D13	Illinois (1)	W	78-66
D14	Kansas State (2)	W	67-65
D21	Colorado	W	94-63
D27	California (3)	L	82-84
D28	Columbia (3)	W	94-73
D30	Stanford	W	80-67
J4	at Texas Tech (ot)	W	62-61
J6	Northern Arizona	W	78-77
J10	*at Utah (ot)	L	74-75
J11	*at Brigham Young	W	83-66
J17	*New Mexico	W	67-49
J18	*UTEP	W	69-57
J24	*at Wyoming	L	61-65
J25	*at Colorado State	W	85-82
F1	*Arizona State	L	81-83
F14	*Brigham Young	W	97-81
F15	*Utah	W	93-89
F21	*at UTEP	L	61-68
F22	*at New Mexico	W	58-56
F28	*Colorado State	W	107-97
M1	*Wyoming	W	92-74
M8	*at Arizona State	L	92-107
M13	East Carolina (4)	W	94-78
M15	Purdue (4)	W	102-96
M16	Drake (4)	L	76-83

\* Western Athletic Conference game (9-5, 3rd)  
(1) at Fiesta Bowl Classic, Tucson, Ariz.  
(2) at Fiesta Bowl Classic, Tempe, Ariz.  
(3) at Old Dominion Classic, Norfolk, Va.  
(4) at National Commissioners' Invitational Tour., Louisville, Ky.

## 1975-76

Won 24, Lost 9

Coach: Fred Snowden

Western Athletic Conference Champions

NCAA Tournament Participants

N28	Oregon State	W	96-67
D1	Midwestern	W	119-80
D3	Idaho	W	88-62
D6	Northern Arizona	W	98-81
D8	at Kansas State	L	61-71
D10	at Nevada-Las Vegas	L	94-98
D12	Idaho St. (1)	L	82-87
D13	SMU (2)	W	83-81
D20	at Illinois	L	60-66
D22	Old Dominion	W	88-74
D27	Cincinnati (3)	W	71-64
D29	Iowa (3)	L	80-82
D30	Hawaii (3)	W	84-74
J6	Cal State-Fullerton	W	85-70
J10	Detroit	W	106-76
J16	*Brigham Young	W	79-78
J17	*Utah	W	87-77
J23	*at UTEP	L	42-61
J24	*at New Mexico	W	80-79
J27	Portland State	W	114-94
J30	*Colorado State	W	94-76
J31	*Wyoming	W	64-57
F7	*at Arizona State	L	63-67
F13	*at Utah	W	89-76
F14	*at Brigham Young (ot)	L	74-79
F20	*New Mexico (ot)	W	67-65
F21	*UTEP	W	64-45
F27	*at Wyoming	W	74-66
F28	*at Colorado State	W	78-72
M6	*Arizona State	W	77-72
M13	Georgetown (4)	W	83-76
M18	Nevada-Las Vegas (5) (ot)	W	114-109
M20	UCLA (5)	L	66-82

\* Western Athletic Conference game (11-3, 1st)  
(1) at Fiesta Bowl Classic, Tempe, Ariz.  
(2) at Fiesta Bowl Classic, Tucson, Ariz.  
(3) at Rainbow Classic, Honolulu, Hawaii  
(4) at NCAA Tournament, Tempe, Ariz.  
(5) at NCAA West Regional, Los Angeles, Calif.

## Fred Snowden Head Coach, 1972-82



Known for his high-octane offense, Fred "The Fox" Snowden brought the excitement back to Wildcat basketball during his 10 years on the Arizona sideline.

Snowden, the UA mentor from 1972-82, and his charges averaged more than 80 points per game in six of his 10 years and topped the 100-point barrier 27 times. In that span, he tallied a 167-108 (.607) mark, a winning percentage that is topped by only two UA coaches since 1924.

"The Fox" led UA to three postseason berths, including the 1975 National Commissioners' Invitational Tournament and the 1976 and 1977 NCAA Tournaments. His best season came in 1976, when the Wildcats went 24-9, won the Western Athletic Conference championship, and advanced to NCAA West Regional Final. He was inducted into the Arizona Sports Hall of Fame in 1988.

# Year-By-Year Results

## 1976-77

**Won 21, Lost 6**

**Coach: Fred Snowden**

### NCAA Tournament Participants

N23	Yugoslavia (Ex.)	W	85-71
N26	Arizona State	W	92-91
N29	Cal. State-Fullerton	W	91-80
D2	at Oregon State	W	81-73
D4	Idaho	W	95-40
D8	Adams State	W	115-55
D10	Northwestern	W	78-64
D11	Pacific	W	78-60
D18	at Detroit	L	68-70
D22	at Purdue	W	85-76
D27	Stanford	W	90-82
D30	SMU	W	117-85
J6	San Diego State	W	80-77
J13	*at New Mexico	W	89-87
J15	*at UTEP	L	59-60
J20	*Utah	W	102-98
J22	*Brigham Young	W	113-85
J28	*at Wyoming	L	68-69
J29	*at Colorado State	W	77-72
F5	*Arizona State	W	99-83
F11	*UTEP	W	67-60
F12	*New Mexico	W	88-84
F17	*at Brigham Young	W	64-62
F19	*at Utah	L	61-76
F24	*Colorado State	W	91-86
F26	*Wyoming	W	88-63
M5	*at Arizona State (ot)	L	89-95
	Moscow Red Army (Ex.)	W	80-96
M12	Southern Illinois (1)	L	77-81

\* Western Athletic Conference game (10-4, 2nd)

(1) at NCAA Tournament, Omaha, Neb.

## 1977-78

**Won 15, Lost 11**

**Coach: Fred Snowden**

N26	at Arizona State	W	72-70
N28	at Illinois	L	107-113
D2	at San Diego State	W	80-79
D5	NAU	W	76-65
D9	Houston	W	81-80
D10	Purdue	L	78-80
D17	Harvard	W	83-60
D20	Eastern Michigan	W	92-78
D23	Pepperdine	W	110-65
D29	at UCLA	L	63-85
J6	Grand Canyon	W	78-66
J8	Athletes in Action (Ex.)	W	83-82
J13	*UTEP	W	74-60
J14	*New Mexico	L	81-93
J19	*at Brigham Young	L	86-87
J21	*at Utah	L	92-101
J24	Nevada-Las Vegas	W	114-89
J27	*Colorado State	W	75-63
J28	*Wyoming	W	99-75
F4	*at Arizona State (ot)	L	64-69
F9	*at New Mexico	L	85-103
F11	*at UTEP	W	68-64
F16	*Utah	L	73-83
F18	*Brigham Young	W	104-90
F24	*at Wyoming	L	73-78
F25	*at Colorado State	L	88-95
M4	*Arizona State	W	88-75

\* Western Athletic Conference game (6-8, T4th)

## 1978-79

**Won 16, Lost 11**

**Coach: Fred Snowden**

N24	Arizona State	L	82-84
N27	at Northwestern (ot)	W	83-80
D2	Windsor (Ex.)	W	100-70
D8	at Washington State	L	68-74
D9	at Washington	L	66-75
D13	Grand Canyon	W	90-78
D16	Idaho	W	69-58
D19	at Nevada-Las Vegas	L	79-117
D22	New Mexico	W	107-88
D23	Southwestern Louisiana	W	76-73
D30	Northern Arizona	W	67-63
J4	*Stanford	W	74-64
J6	*California	W	69-64
J12	*at Oregon	L	60-63
J13	*at Oregon State	L	80-116
J18	*UCLA	W	70-69
J22	*USC	W	74-72
J27	*at Arizona State	L	68-76
F2	*at California	W	83-75
F3	*at Stanford	W	63-62

F8	*Oregon State	L	79-93
F10	*Oregon (ot)	W	69-67
F15	*at USC	L	67-70
F17	*at UCLA	L	86-110
F24	*Arizona State	W	85-80
F26	at New Mexico	L	98-129
M1	*Washington	W	71-68
M3	*Washington State	W	78-72

\* Pacific-10 Conference game (10-8, T4th)

## 1979-80

**Won 12, Lost 15**

**Coach: Fred Snowden**

N23	Athletes in Action (Ex.)	W	62-68
N30	at Houston	L	72-74
D3	San Jose State	W	72-70
D4	Midwestern (2ot)	W	93-85
D8	Grand Canyon	W	69-60
D15	Idaho State	W	89-83
D17	Fresno State	W	65-61
D20	*Washington	W	67-65
D22	*Washington State	L	57-59
D27	at Arizona State	L	78-85
D29	Lamar	W	61-57
D31	Kansas	L	60-78
J3	*at California	W	89-81
J5	*at Stanford	L	80-99
J10	*Oregon State	L	72-77
J12	*Oregon	L	73-90
J19	*at USC	W	86-83
J21	*at UCLA	L	59-69
J26	*Arizona State	L	72-97
J31	*Stanford (ot)	W	95-88
F2	*California	W	65-62
F7	*at Oregon	L	62-76
F9	*at Oregon State	L	63-73
F14	*USC	W	74-65
F16	*UCLA	L	78-90
F23	*at Arizona State	L	72-78
F28	*at Washington	L	72-76
M1	*at Washington State	L	71-74

\* Pacific-10 Conference game (6-12, 6th)

## 1980-81

**Won 13, Lost 14**

**Coach: Fred Snowden**

N28	Cal. State-Hayward	W	101-69
D8	Fresno State	L	65-77
D3	Athletes in Action (Ex.)	W	69-65
D6	Kansas State	L	53-55
D9	at Fresno State	L	60-70
D12	UC-Riverside	W	103-61
D20	Charleston, W.Va.	W	93-70
D26	UC-Santa Barbara (1)	W	87-58
D27	Lamar (1)	L	61-63
D30	Grand Canyon	W	74-60
J3	*Oregon	W	73-70
J5	*Oregon State	L	49-61
J8	*at Washington	W	84-77
J10	*at Washington State	L	71-80
J17	*UCLA	L	76-79
J19	*USC	L	63-67
J24	*at Arizona State	L	65-83
J30	*at Stanford	W	91-81
J31	*at California	W	73-71
F5	*Washington State	W	77-73
F7	*Washington (ot)	W	68-66
F12	*at UCLA	L	79-90
F14	*at USC	L	71-81
F21	*Arizona State	L	66-71
F26	*California	W	83-72
F28	*Stanford	W	73-69
M5	*at Oregon State	L	62-80
M7	*at Oregon	L	75-79

\* Pacific-10 Conference game (8-10, T5th)

(1) at Copper State Classic, Tucson, Ariz.

## 1981-82

**Won 9, Lost 18**

**Coach: Fred Snowden**

N27	People's Republic of China (Ex.)	W	93-68
D3	UNLV	L	49-69
D5	Providence	W	62-58
D7	at Kansas	L	57-86
D9	at Kansas State	L	55-63
D18	Illinois Wesleyan	W	82-57
D19	New Mexico	W	67-63
D23	U.S. International	W	71-63
D28	Montana State (1)	W	64-59
D29	Minnesota (1)	L	62-91
J2	*at Oregon	L	88-97
J4	*at Oregon State	L	55-68

J8	*Washington (ot)	L	57-60
J9	*Washington State	L	53-59
J15	*at USC	L	67-89
J16	*at UCLA	L	56-65
J23	*Arizona State	L	54-55
J30	*California	L	73-85
F1	*Stanford	W	61-54
F4	*at Washington State	W	58-56
F6	*at Washington	L	62-86
F12	*UCLA	L	73-88
F13	*USC (ot)	L	59-60
F20	*at Arizona State	L	56-82
F26	*at California	L	59-63
F27	*at Stanford	W	72-67
M5	*Oregon State	L	64-92
M6	*Oregon	W	96-78

\* Pacific-10 Conference game (4-14, T8th)

(1) at Pillsbury Classic, Minneapolis, Minn.

## 1982-83

**Won 4, Lost 24**

**Coach: Ben Lindsey**

N26	Houston (1)	L	63-104
N28	Tex.-San Antonio (1)	L	56-57
D1	Florida International	W	79-68
D4	at New Mexico	L	73-101
D6	at Nevada-Las Vegas	L	70-88
D8	at Tennessee	L	73-92
D11	Iowa State	L	66-80
D20	Northern Arizona	W	66-53
D23	San Diego State	W	46-44
D27	Illinois Wesleyan	L	64-67
J3	Athletes in Action (Ex.)	W	68-79
J6	*USC	L	67-74
J8	*UCLA	L	87-92
J13	*at Washington	L	61-74
J15	*at Washington State	L	64-86
J22	*at Arizona State	L	69-82
J29	*Oregon State	L	54-72
J31	*Oregon	L	84-86
F5	*at California	L	57-59
F7	*at Stanford	L	69-86
F10	*Washington State	L	65-75
F12	*Washington	L	72-80
F19	*Arizona State	L	70-77
F24	*at Oregon (ot)	L	57-63
F26	*at Oregon State	L	56-81
M3	*Stanford	W	74-73
M5	*California	L	59-84
M10	*at UCLA	L	58-111
M12	*at USC	L	70-72

\* Pacific-10 Conference game (1-17, 10th)

(1) at Kettle Classic, Houston, Texas

## 1983-84

**Won 11, Lost 17**

**Coach: Lute Olson**

N19	Athletes in Action (Ex.)	W	72-87
N25	Northern Arizona	W	72-65
D1	Cal. State-Fullerton	L	66-67
D3	at Providence	L	69-72
D5	at Iowa State	L	63-75
D10	Pan American	L	60-65
D17	at San Diego State	L	80-90
D23	Tennessee	L	49-61
D27	Texas Tech (1) (ot)	W	51-49
D28	UTEP (1) (ot)	L	49-51
D30	Fort Hays State	W	81-64
J5	*at USC	L	61-71
J7	*UCLA	L	58-61
J12	*Washington	L	53-55
J14	*Washington State	L	49-51
J20	*Arizona State	W	71-49
J26	*at Oregon	L	55-69
F2	*California	W	56-50
F4	*Stanford	L	66-74
F11	*at Washington	L	51-56
F13	*at Oregon State	L	48-53
F17	*at Arizona State	W	65-64
F23	*Oregon (ot)	W	75-67
F25	*Oregon State	W	69-58
F27	*USC	W	55-49
M1	*at Stanford	W	87-76
M3	*at California	L	62-70
M8	*at UCLA	L	60-68
M10	*at Washington State	W	86-68

\* Pacific-10 Conference game (8-10, T5th)

(1) at Sun Bowl Tournament, El Paso, Texas

## 1984-85

**Won 21, Lost 10**

**Coach: Lute Olson**

### NCAA Tournament Participants

N23	Houston Baptist	W	63-56
N30	Tulsa	W	84-80
D1	San Jose State	W	79-44
D4	Loyola Marymount	W	82-75
D8	at Northern Arizona	W	82-61
D10	at Pan American	W	85-60
D15	San Francisco State	W	107-75
D17	Minnesota	L	79-88
D20	at New Mexico	L	58-59
D26	at Hawaii-Hilo	W	99-75
D29	Missouri (1)	L	73-76
D30	Hawaii-Pacific (1)	W	80-66
J5	*at Arizona State	W	61-60
J10	*at California	W	69-67
J12	*at Stanford	L	51-55
J17	*USC	L	63-64
J19	*UCLA	W	53-52
J24	*at Oregon State	L	55-59
J26	*at Oregon	W	73-54
J31	*Washington	W	69-56
F2	*Washington State	W	73-56
F7	*Stanford	W	68-56
F9	*California	W	66-48
F16	*at USC	W	60-55
F18	*at Washington State	W	63-60
F21	*Oregon	L	40-43
F23	*Oregon State	W	67-52
F28	*at Washington	L	58-60
M2	*at UCLA	L	54-58
M9	*Arizona State	W	68-48
M15	Alabama (2)	L	41-50

\* Pacific-10 Conference game (12-6, T3rd)

(1) at Hawaii-Pacific Classic, Pearl Harbor, Hawaii

(2) at NCAA Tournament, Albuquerque, N.M.

## 1985

### European Tour (All Exhibition Games)

**Won 8, Lost 7**

**Coach: Lute Olson**

My21	Novi Sad (Yugoslavia)	L	85-89
My25	USSR National Team	L	50-70
My23	Novi Sad (Yugoslavia)	W	94-90

### Dieppe International Tournament

My24	Dieppe (France)	W	52-49
My25	USSR National Team	L	50-70
My25	Challans (France)	W	55-37
My25	Barcelona (Spain)	W	53-52
My26	Adidas Sect (USA)	L	50-52
My26	Netherlands National	W	79-76

### Netherlands Tour

My28	Netherlands National	W	105
------	----------------------	---	-----

# Year-By-Year Results

F13	*UCLA	W	85-60
F15	*USC	W	71-62
F20	*at Oregon	W	65-59
F22	*at Oregon State	W	55-53
F27	*Washington	W	77-56
M1	*Washington State	W	62-61
M3	*at UCLA	W	88-76
M9	*at Arizona State	L	63-70
M14	Auburn	L	63-73

\* Pacific-10 Conference game (14-4, 1st)  
 (1) at Great Alaska Shootout, Anchorage, Alaska  
 (2) at Valley Bank Fiesta Bowl Classic, Tucson, Ariz.  
 (3) at NCAA Tournament, Long Beach, Calif.

## 1986-87

**Won 18, Lost 12**

**Coach: Lute Olson**

**Valley Bank Fiesta Bowl Classic Champions**

**NCAA Tournament Participants**

N21	at UNLV (1)	L	87-92
D4	at San Diego State	W	110-78
D6	Utah	L	67-68
D8	at Northern Arizona	W	76-69
D10	Hawaii-Pacific	W	105-85
D13	at Georgetown	L	74-82
D27	St. Bonaventure (2)	W	70-64
D29	Texas Tech (2)	W	53-40
J2	*at Oregon State	W	54-48
J3	*at Oregon (ot)	L	54-55
J8	*USC	W	78-44
J11	*UCLA	L	83-84
J15	*at Washington State	W	96-59
J17	*at Washington	W	73-72
J19	*Stanford	W	77-70
J22	*California (2ot)	L	81-82
J24	at Illinois	L	63-82
J29	*at Arizona State	W	82-67
J31	*Arizona State	W	66-54
F5	*Oregon	W	68-53
F7	Iowa	L	80-89
F12	*at UCLA	L	65-81
F14	*Oregon State	W	71-61
F17	*at USC	W	73-61
F19	*Washington State	W	84-58
F21	*Washington	W	81-70
F26	*at Stanford	L	73-75
M1	*at California	W	70-51
M6	Oregon (3)	L	63-72
M13	UTEP (4) (ot)	L	91-98

\* Pacific-10 Conference game (13-5, 2nd)  
 (1) at Big Apple N.I.T., Las Vegas, Nev.  
 (2) at Valley Bank Fiesta Bowl Classic, Tucson, Ariz.  
 (3) at Pac-10 Conference Tourn., Los Angeles, Calif.  
 (4) at NCAA Tournament, Tucson, Ariz.

## 1987-88

**Won 35, Lost 3**

**Coach: Lute Olson**

**Great Alaska Shootout Champions**

**Valley Bank Fiesta Bowl Classic Champions**

**Pacific-10 Conference Champions**

**Pac-10 Conference Tournament Champions**

**NCAA Tournament Participants (Final Four)**

N27	Duquesne (1)	W	133-78
N28	Michigan (1)	W	79-64
N30	Syracuse (1)	W	80-69
D4	Long Beach State	W	94-62
D6	Pepperdine	W	73-68
D8	Northern Arizona	W	77-59
D12	at Iowa	W	66-59
D16	Arkansas-Little Rock	W	77-53
D20	*at Washington	W	110-71
D22	*at Washington State	W	89-55
D29	Michigan State (2)	W	78-58
D30	Duke (2)	W	91-85
J2	at New Mexico	L	59-61
J7	*California	W	80-51
J9	*Stanford	W	90-65
J14	*at Oregon State	W	70-48
J16	*at Oregon	W	70-54
J21	*USC	W	92-48
J24	*UCLA	W	86-74
J28	*Arizona State	W	99-59
J30	Illinois	W	78-70
F4	*at Stanford	L	74-82
F7	*at California	W	74-62
F11	*Oregon	W	89-57
F14	*Oregon State	W	77-62
F18	*at USC	W	103-68
F20	*at UCLA (ot)	W	78-76
F27	*at Arizona State	W	101-73
M3	*Washington State	W	79-41
M5	*Washington	W	89-71
M11	California (3)	W	88-64

M12	Stanford (3)	W	97-83
M13	Oregon State (3)	W	93-67
M18	Cornell (4)	W	90-50
M20	Seton Hall (4)	W	84-55
M25	Iowa (5)	W	99-79
M27	North Carolina (5)	W	70-52
A2	Oklahoma (6)	L	78-86

\* Pacific-10 Conference game (17-1, 1st)  
 (1) at Great Alaska Shootout, Anchorage, Alaska  
 (2) at Valley Bank Fiesta Bowl Classic, Tucson, Ariz.  
 (3) at Pac-10 Conference Tourn., Tucson, Ariz.  
 (4) at NCAA Tournament, Los Angeles, Calif.  
 (5) at NCAA West Regional, Seattle, Wash.  
 (6) at NCAA Final Four, Kansas City, Mo.

## 1988-89

**Won 29, Lost 4**

**Coach: Lute Olson**

**Valley Bank Fiesta Bowl Classic Champions**

**Pacific-10 Conference Champions**

**Pac-10 Conference Tournament Champions**

**NCAA Tournament Participants**

N30	New Mexico	W	80-67
D2	North Carolina (1)	L	72-79
D3	Temple (1)	W	68-50
D10	UNLV	W	86-75
D18	*Washington State	W	76-59
D20	*Washington	W	116-61
D23	*at Oregon State	W	73-69
D28	Loyola-Chicago (2)	W	106-82
D30	Pittsburgh (2)	W	88-62
J5	*at Stanford	L	78-83
J7	*at California	W	64-55
J12	*Oregon State	W	85-64
J14	*Oregon	W	95-71
J19	*at USC	W	97-69
J21	Villanova	W	75-67
J26	*at Arizona State	W	96-71
J29	*Stanford	W	72-52
F2	*California	W	86-59
F5	*at Washington	W	85-68
F9	*at Oregon	W	78-57
F12	*at Oklahoma	L	80-82
F16	*USC	W	93-70
F18	*UCLA	W	102-64
F23	*Arizona State	W	109-74
F26	Duke (3)	W	77-75
M2	*at Washington State	W	74-48
M4	*at UCLA	W	89-86
M10	Washington State (4)	W	62-54
M11	Oregon State (4)	W	98-87
M12	Stanford (4)	W	73-51
M16	Robert Morris (5)	W	94-60
M18	Clemson (5)	W	94-68
M23	UNLV (6)	L	67-68

\* Pacific-10 Conference game (17-1, 1st)  
 (1) at Tournament of Champions, Charlotte, N.C.  
 (2) at Valley Bank Fiesta Bowl Classic, Tucson, Ariz.  
 (3) at Meadowlands Arena, East Rutherford, N.J.  
 (4) at Pac-10 Conference Tourn., Inglewood, Calif.  
 (5) at NCAA Tournament, Boise, Idaho  
 (6) at NCAA West Regional, Denver, Colo.

## 1989

**European Tour (All Exhibition Games)**

**Won 6, Lost 3**

**Coach: Lute Olson**

My16	Villeurbane, France	W	105-96
My18	Limoges, France	L	86-89
My20	W. Ger. Natl. @ Limburg	W	91-89
My22	W. Ger. Natl. @ Sindelfingen	L	83-85
My24	Estudiantes @ Madrid	W	99-95
My27	CajaCanarias @ Santa Cruz de La Palma (Canary I.)	W	99-84
My29	CajaCanarias @ Santa Cruz de Tenerife (Canary I.)	W	99-73
My31	Cran Canaria, Las Palmas	W	99-74
Jn4	Spanish Natl. at Zaragoza	L	77-99

## 1989-90

**Won 25, Lost 7**

**Coach: Lute Olson**

**Hall of Fame Tip-Off Classic Champions**

**Valley Bank Fiesta Bowl Classic Champions**

**Pacific-10 Conference Co-Champions**

**Pac-10 Conference Tournament Champions**

**NCAA Tournament Participants**

N25	Michigan (1)	W	82-75
N30	*at Oregon	L	63-68
D2	*at Oregon State	L	61-84
D6	Northern Arizona	W	84-37
D19	Miami, Fla.	W	83-53
D28	Penn State (2)	W	74-55
D30	Purdue (2)	W	85-66
J2	*California (ot)	W	71-70
J4	*Washington	W	65-51
J6	*Washington State	W	81-61
J11	*at USC	W	90-75
J13	*at UCLA	L	67-73
J17	*at Arizona State	W	70-61
J20	Oklahoma	W	78-74
J25	*Stanford	W	68-61
J27	at Pittsburgh	L	92-100
F1	*at Washington State	W	66-62
F3	*at Washington	W	75-60
F8	*USC	W	95-70
F10	*UCLA	W	83-74
F15	*at Arizona State	W	71-50
F18	at Nevada-Las Vegas	L	87-95
F21	*at California	W	93-68
F23	*at Stanford	W	80-61
F25	at Duke	L	76-78
M1	*Oregon	W	84-58
M3	*Oregon State	W	87-60
M9	USC (3)	W	80-57
M10	Stanford (3)	W	85-61
M11	UCLA (3)	W	94-78
M16	South Florida (4)	W	79-67
M18	Alabama (4)	L	55-77

\* Pacific-10 Conference game (15-3, T1st)  
 (1) at Hall of Fame Tip-Off Classic, Springfield, Mass.  
 (2) at Valley Bank Fiesta Bowl Classic, Tucson, Ariz.  
 (3) at Pac-10 Conference Tourn., Tempe, Ariz.  
 (4) at NCAA Tournament, Long Beach, Calif.

## 1990-91

**Won 28, Lost 7**

**Coach: Lute Olson**

**Dodge Preseason N.I.T. Champions**

**Valley Bank Fiesta Bowl Classic Champions**

**Pacific-10 Conference Champions**

**NCAA Tournament Participants**

N14	Austin Peay (1)	W	122-80
N16	East Tennessee State (1)	W	88-79
N21	Notre Dame (2)	W	91-61
N23	Arkansas (2)	W	89-77
N26	Western Illinois	W	90-51
D1	Long Beach State	W	95-68
D5	at Northern Arizona	W	100-64
D8	at Louisiana State	L	82-92
D23	Providence	W	99-87
D27	Pepperdine (3)	W	80-66
D29	Iowa State (3)	W	102-77
J3	*at Washington	L	56-70
J5	*at Washington State	W	84-69
J10	*USC	W	87-85
J12	*UCLA	W	82-77
J17	*at Arizona State	W	74-71
J19	at Villanova	W	72-64
J24	*at Stanford	W	78-76
J26	*at California	L	78-85
J31	*Washington State	W	84-71
F2	*Washington	W	85-56
F7	*at USC	L	83-87
F10	*at UCLA (ot)	W	105-94
F13	*Arizona State	W	71-50
F17	Georgia Tech (4)	L	56-62
F21	*California	W	100-63
F24	Duke (2ot)	W	103-96
F26	*Stanford	W	89-51
F28	*at Oregon State	W	103-65
M2	*at Oregon	L	58-62
M7	*Oregon State	W	82-67
M9	*Oregon	W	107-65
M14	St. Francis, Pa. (5)	W	93-80
M16	Brigham Young (5)	W	76-61
M21	Seton Hall (6)	L	77-81

\* Pacific-10 Conference game (14-4, 1st)  
 (1) at Preseason N.I.T., Tucson, Ariz.  
 (2) at Preseason N.I.T., New York, N.Y.  
 (3) at Valley Bank Fiesta Bowl Classic, Tucson, Ariz.  
 (4) at Meadowlands Arena, East Rutherford, N.J.  
 (5) at NCAA Tournament, Salt Lake City, Utah  
 (6) at NCAA West Regional, Seattle, Wash.

## 1991-92

**Won 24, Lost 7**

**Coach: Lute Olson**

**Hawaii Tip-Off Tournament Champions**

**Valley Bank Fiesta Bowl Classic Champions**

**7-Up Shootout Champions**

**NCAA Tournament Participants**

N29	Dayton (1)	W	84-68
D1	Hawaii (1)	W	85-71
D7	Louisiana State	W	87-67
D14	at New Mexico	W	66-54
D18	Northern Arizona	W	122-81
D21	at Arkansas	L	59-65
D28	Evansville (2)	W	83-76
D30	Rutgers (2)	W	103-80
J2	New Orleans	W	82-64
J5	Santa Clara	W	79-60
J9	*USC	W	107-68
J11	*UCLA&	L	87-89
J16	*at Washington	L	60-62
J18	*at Washington State	W	78-65
J22	*Arizona State	W	92-65
J25	Pittsburgh	W	96-76
J30	*Oregon	W	104-53
F2	*Oregon State	W	86-58
F6	*at Stanford	W	72-70
F9	*at California	W	80-68
F13	*Washington State	W	94-72
F15	*Washington	W	85-51
F20	*at Arizona State	L	74-77
F23	Temple (3)	W	66-60
F27	*at Oregon	W	104-56
F29	*at Oregon State	W	70-62
M5	*California	W	100-77
M7	*Stanford	W	89-83
M12	*at UCLA	L	81-89
M14	*at USC	L	69-70
M20	East Tennessee State (4)	L	80-87

\* Pacific-10 Conference game (15-3, 2nd)  
 (1) at Hawaii Tip-Off Tourney, Honolulu, Hawaii  
 (2) at Valley Bank Fiesta Bowl Classic, Tucson, Ariz.  
 (3) at 7-Up Shootout, St. Petersburg, Fla.  
 (5) at NCAA Tournament, Atlanta, Ga.  
 & Broke 71-game homecourt winning streak

## 1992-93

**Won 24, Lost 4**

**Coach: Lute Olson**

**Valley Bank Fiesta Bowl Classic Champions**

**7-Up Shootout Champions**

**Pacific-10 Conference Champions**

**NCAA Tournament Participants**

D6	Arkansas	L	80-86
D8	New Mexico	W	89-70
D12	Utah	W	78-64
D22	at Providence	L	66-81
D28	Delaware State (1)	W	92-52
D30	West Virginia (1)	W	75-74
J2	Rhode Island	W	87-79
J7	*at UCLA	W	82-80
J9	*at USC	W	81-73
J14	*Washington	W	93-76
J16	*Washington State	W	87-63
J20	*at Arizona State	W	91-87
J23	at New Orleans	W	72-69
J28	*at Oregon	W	92-60
J30	*at Oregon State	W	57-54
F4	*Stanford	W	96-61
F7	*California	W	93-81
F11	*at Washington State	W	70-64
F13	*at Washington	W	81-72
F18	*Arizona State	W	116-80
F21	Cincinnati (2)	W	70-60
F25	*Oregon State	W	81-70
F27	*Oregon	W	99-68
M4	*at California	L	71-74
M7	*at Stanford	W	94-80
M11	*USC	W	87-76
M13	*UCLA	W	99-80
M18	Santa Clara (1)		

# Year-By-Year Results

## 1993

**Australian Tour (All Exhibition Games)**  
**Won 9, Lost 1**  
**Coach: Lute Olson**  
 My17 Caltex Stars @ Auckland, NZW/137-106  
 My19 Bendigo Braves  
     @ Bendigo, Aust. .... W 107-77  
 My20 N.B.L. All-Stars  
     @ Melbourne ..... W 132-105  
 My22 S.E. Melbourne Magic ..... L 104-109  
 My23 N. Melbourne Giants ..... W 126-124  
 My25 Adelaide 36ers ..... W 75-69  
 My26 Perth Wildcats ..... W 120-107  
 My29 Brisbane Bullets ..... W 109-100  
 Jn1 W. Sydney Slammers ..... W 135-121  
 Jn3 Cairns Marlins ..... W 114-84

## 1993-94

**Won 29, Lost 6**  
**Coach: Lute Olson**  
**Dial Invitational Champions**  
**Bank One Fiesta Bowl Classic Champions**  
**7-Up Shootout Champions**  
**Pacific-10 Conference Champions**  
**NCAA Tournament Participants (Final Four)**  
 N29 Baylor ..... W 106-79  
 D1 St. Joseph's, Pa. .... W 93-73  
 D5 Oklahoma State (1) ..... W 97-84  
 D9 at Utah ..... W 88-81  
 D14 New Orleans ..... W 80-62  
 D18 at Santa Clara ..... W 89-63  
 D21 Notre Dame (2) ..... W 98-79  
 D22 Boston College (2) ..... W 70-65  
 D23 Kentucky (2) ..... L 92-93  
 D28 Fordham (3) ..... W 111-84  
 D30 Michigan (3) ..... W 119-95  
 J5 \*Arizona State ..... W 98-81  
 J8 Marquette (4) ..... W 94-80  
 J13 \*California (OT) ..... L 93-98  
 J15 \*Stanford ..... W 89-72  
 J20 \*at UCLA ..... L 66-74  
 J22 \*at USC ..... W 83-74  
 J27 \*Oregon ..... W 98-86  
 J29 \*Oregon State ..... W 100-56  
 F3 \*at Washington State ..... W 80-68  
 F5 \*at Washington ..... L 69-74  
 F10 \*at Stanford ..... W 77-60  
 F13 \*at California ..... W 96-77  
 F17 \*USC ..... W 94-61  
 F19 \*UCLA ..... W 98-74  
 F24 \*at Oregon State ..... W 96-69  
 F26 \*at Oregon ..... W 75-71  
 M3 \*Washington ..... W 95-62  
 M5 \*Washington State ..... W 85-69  
 M12 \*at Arizona State ..... L 87-94  
 M18 Loyola, Md. (5) ..... W 81-55  
 M20 Virginia (5) ..... W 71-58  
 M24 Louisville (6) ..... W 82-70  
 M26 Missouri (6) ..... W 92-72  
 A2 Arkansas (7) ..... L 82-91  
 \* Pacific-10 Conference game (14-4, 1st)  
 (1) at Dial Invitational, Phoenix, Ariz.  
 (2) at Maui Invitational, Lahaina, Hawaii  
 (3) at Valley Bank Fiesta Bowl Classic, Tucson, Ariz.  
 (4) at 7-Up Shootout, Tucson, Ariz.  
 (5) at NCAA Tournament, Sacramento, Calif.  
 (6) at NCAA West Regional, Los Angeles, Calif.  
 (7) at NCAA Final Four, Charlotte, N.C.

## 1994-95

**Won 24, Lost 7**  
**Coach: Lute Olson**  
**Bank One Fiesta Bowl Classic Champions**  
**NCAA Tournament Participants**  
 N24 Minnesota (1) ..... L 70-72  
 N25 Alaska-Anchorage (1) ... W 107-88  
 N26 Oklahoma State (1) .... W 73-63  
 N30 Michigan (2) ..... W 78-57  
 D6 Florida State ..... W 96-78  
 D8 Houston ..... W 81-67  
 D12 La Salle ..... W 92-76  
 D18 at UTEP ..... W 75-61  
 D22 at Syracuse ..... L 84-94  
 D28 Richmond (3) ..... W 95-68  
 D30 Texas Tech (3) ..... W 88-82  
 J5 \*at Arizona State ..... L 52-53  
 J7 at Rhode Island ..... W 82-67  
 J12 \*at California ..... W 99-86  
 J14 \*at Stanford (ot) ..... W 89-83  
 J19 \*UCLA ..... L 61-71  
 J21 \*USC ..... W 94-73  
 J26 \*at Oregon ..... W 97-89  
 J28 \*at Oregon State ..... W 111-98  
 F2 \*Washington State ..... W 84-76  
 F4 \*Washington ..... W 91-65  
 F9 \*Stanford ..... W 84-73  
 F12 \*California# ..... (W) 72-74  
 F16 \*at USC ..... W 89-80  
 F18 \*at UCLA ..... L 70-72  
 F23 \*Oregon State ..... W 83-69  
 F25 \*Oregon ..... W 97-76  
 M2 \*at Washington State (2ot) W 114-111  
 M4 \*at Washington ..... W 63-54  
 M11 \*Arizona State (2ot) ..... L 98-103  
 M16 Miami, Ohio (4) ..... L 62-71  
 \* Pacific-10 Conference game (13-5, 2nd)  
 (1) at Great Alaska Shootout, Anchorage, Alaska  
 (2) at Great Eight, Auburn Hills, Mich.  
 (3) at Bank One Fiesta Bowl Classic, Tucson, Ariz.  
 (4) at NCAA Tournament, Dayton, Ohio  
 # Game was changed to a win as a result of California's forfeit, per NCAA sanctions.

## 1995-96

**Won 27, Lost 6**  
**Coach: Lute Olson**  
**Preseason N.I.T. Champions**  
**Bank One Fiesta Bowl Classic Champions**  
**7-Up Shootout Champions**  
**NCAA Tournament Participants**  
 N15 Long Beach State (1) .... W 91-57  
 N17 at Arkansas (2) ..... W 83-73  
 N22 Michigan (3) ..... W 86-79  
 N24 Georgetown (3) ..... W 91-81  
 D2 at Houston ..... W 73-69  
 D5 Montana ..... W 84-66  
 D9 Towson State ..... W 90-84  
 D16 UTEP ..... W 90-70  
 D23 Syracuse ..... L 70-79  
 D28 Texas A&M (4) ..... W 88-44  
 D30 Rutgers (4) ..... W 79-70  
 J4 \*at California# ..... (W) 75-99  
 J6 \*at Stanford ..... L 71-80  
 J10 \*Arizona State ..... W 108-76  
 J18 \*USC ..... W 93-81  
 J20 \*UCLA ..... W 88-79  
 J25 \*at Oregon State ..... W 66-59  
 J27 \*at Oregon ..... W 70-65  
 F1 \*Washington (ot) ..... L 79-80  
 F3 \*Washington State ..... W 96-78  
 F7 \*at Arizona State ..... W 71-69  
 F11 Cincinnati (5) ..... W 79-76  
 F15 \*at UCLA ..... L 75-76  
 F17 \*at USC ..... W 86-72  
 F22 \*Oregon ..... W 81-63  
 F24 \*Oregon State ..... W 84-60  
 F29 \*at Washington State .... W 72-62  
 M3 \*at Washington ..... W 67-65  
 M7 \*Stanford ..... L 79-85  
 M9 \*California ..... W 71-68  
 M15 Valparaiso (6) ..... W 90-51  
 M17 Iowa (6) ..... W 87-73  
 M22 Kansas (7) ..... L 80-83  
 \* Pacific-10 Conference game (13-5, 2nd)  
 (1) at Preseason N.I.T., Tucson, Ariz.  
 (2) at Preseason N.I.T., Fayetteville, Ark.  
 (3) at Preseason N.I.T., New York, N.Y.  
 (4) at Bank One Fiesta Bowl Classic, Tucson, Ariz.  
 (5) at 7-Up Shootout, Phoenix, Ariz.  
 (6) at NCAA Tournament, Tempe, Ariz.  
 (7) at NCAA West Regional, Denver, Colo.  
 # Game was later changed to a win as a result of California's forfeit, per NCAA sanctions.

## 1996-97

**Won 25, Loss 9**  
**Coach: Lute Olson**  
**Hall of Fame Tip-Off Classic Champions**  
**John Wooden Classic Champions**  
**Bank One Fiesta Bowl Classic Champions**  
**7-Up Shootout Champions**  
**NCAA National Champions**  
 N22 North Carolina (1) ..... W 83-72  
 N26 Northern Arizona ..... W 88-70  
 N30 at New Mexico ..... L 77-84  
 D7 Utah (2) ..... W 69-61  
 D9 Texas ..... W 83-78  
 D14 Jackson State ..... W 111-83  
 D21 at Michigan (ot) ..... L 71-73  
 D28 Robert Morris (3) ..... W 118-54  
 D30 Pennsylvania (3) ..... W 93-51  
 J2 \*California ..... W 81-80  
 J4 \*Stanford ..... W 76-75  
 J11 at \*Arizona State ..... W 92-84  
 J16 \*at USC ..... L 62-75  
 J18 \*at UCLA (ot) ..... L 78-84  
 J23 \*Oregon State ..... W 99-48  
 J25 \*Oregon ..... W 88-68  
 J30 \*at Washington State .... W 87-78  
 F2 \*at Washington ..... L 88-92  
 F5 \*Arizona State ..... W 87-71  
 F9 Tulane (4) ..... W 81-62  
 F13 \*UCLA ..... L 64-66  
 F15 \*USC ..... W 101-77  
 F20 \*at Oregon ..... L 72-78  
 F22 \*at Oregon State ..... W 74-64  
 F27 \*Washington State ..... W 100-86  
 M2 \*Washington ..... W 103-82  
 M6 \*at Stanford ..... L 80-81  
 M8 \*at California (5) ..... L 77-79  
 M13 South Alabama (6) ..... W 65-57  
 M15 College of Charleston (6) W 73-69  
 M21 Kansas (7) ..... W 85-82  
 M23 Providence (7) (ot) ..... W 96-92  
 M29 North Carolina (8) ..... W 66-58  
 M31 Kentucky (8) (ot) ..... W 84-79  
 \* Pacific-10 Conference game (11-7, 5th)  
 (1) at Hall of Fame Tip-Off Classic, Springfield, Mass.  
 (2) at John Wooden Classic, Anaheim, Calif.  
 (3) at Bank One Fiesta Bowl Classic, Tucson, Ariz.  
 (4) at 7-Up Shootout, Phoenix, Ariz.  
 (5) at Cow Palace, San Francisco, Calif.  
 (6) at NCAA Tournament, Memphis, Tenn.  
 (7) at NCAA Southeast Regional, Birmingham, Ala.  
 (8) at NCAA Final Four, Indianapolis, Ind.

## 1997

**Australian Tour (All Exhibition Games)**  
**Won 5, Lost 4**  
**Coach: Lute Olson**  
 My18 Sydney Kings (Ex.)  
     at Sydney Opera House ... W 33-30  
 My19 Australian U-22 @ Gosford L 85-86  
 My20 Australian U-22  
     @ Newcastle ..... L 76-96  
 My21 Australian U-22 @ Sydney W 79-75  
 My24 Melbourne Tigers ..... L 114-118  
 My26 CBA All-Stars @ Frankston W 89-82  
 My27 Adelaide 36ers ..... W 83-81  
 My30 Perth Wildcats ..... W 113-111  
 Jn3 Cairns Marlins ..... W 96-89  
 Jn7 Melbourne Magic ..... L 96-120

## 1997-98

**Won 30, Lost 5**  
**Coach: Lute Olson**  
**Bank One Fiesta Bowl Classic Champions**  
**Pacific-10 Conference Champions**  
**NCAA Tournament Participants**  
 N20 Morgan State ..... W 115-53  
 N24 Boston College (1) ..... W 99-69  
 N25 Kentucky (1) ..... W 89-74  
 N26 Duke (1) ..... L 87-95  
 N29 UNC-Asheville ..... W 97-69  
 D2 Kansas (2) ..... L 87-90  
 D6 at Texas ..... W 88-81  
 D8 at Baylor ..... W 83-68  
 D13 Coppin State ..... W 99-82  
 D23 at Florida State ..... L 79-84  
 D28 James Madison (3) ..... W 92-68  
 D30 Kansas State (3) ..... W 125-87  
 J3 \*UCLA ..... W 87-75  
 J5 \*USC ..... W 91-72  
 J8 \*at Washington State (4) . W 94-81  
 J10 \*at Washington ..... W 110-91  
 J15 \*Arizona State ..... W 127-99  
 J18 New Mexico ..... W 89-70  
 J22 \*Oregon ..... W 87-57  
 J25 \*Oregon State ..... W 93-80  
 J29 \*at Stanford ..... W 93-75  
 J31 \*at California ..... W 70-57  
 F5 \*Washington ..... W 112-81  
 F7 \*Washington State ..... W 83-61  
 F14 \*at Arizona State ..... W 83-82  
 F19 \*at Oregon State ..... W 71-70  
 F21 \*at Oregon ..... W 81-66  
 F26 \*California ..... W 76-73  
 F28 \*Stanford ..... W 90-58  
 M5 \*at USC (ot) ..... L 90-91  
 M7 \*at UCLA ..... W 91-87  
 M12 Nicholls State (5) ..... W 99-60  
 M14 Illinois State (5) ..... W 82-49  
 M19 Maryland (6) ..... W 87-79  
 M21 Utah (6) ..... W 51-76  
 \* Pacific-10 Conference game (17-1, 1st)  
 (1) at Maui Invitational, Lahaina, Hawaii  
 (2) at Great Eight, Chicago, Ill.  
 (3) at Bank One Fiesta Bowl Classic, Tucson, Ariz.  
 (4) at Spokane, Wash.  
 (5) at NCAA Tournament, Sacramento, Calif.  
 (6) at NCAA West Regional, Anaheim, Calif.

**1998-99**  
**Won 22, Lost 7**  
**Coach: Lute Olson**  
**Black Head Coaches Association Classic Champions**  
**Southwest Showdown Champions**  
**Las Vegas Shootout Champions**  
**Bank One Fiesta Bowl Classic Champions**  
**NCAA Tournament Participants**  
 N13 Tennessee (1) ..... W 73-72  
 N25 Texas ..... W 73-57  
 N28 at Brigham Young (ot) ... W 78-74  
 D5 Wyoming (2) ..... W 94-84  
 D14 UC-Irvine ..... W 93-70  
 D19 Iowa State (3) ..... W 75-61  
 D28 Holy Cross (4) ..... W 89-41  
 D30 Florida International (4) . W 91-75  
 J2 \*at UCLA ..... L 75-82  
 J4 \*at USC ..... W 87-78  
 J7 \*Washington State ..... W 99-87  
 J9 \*Washington ..... W 88-86  
 J14 \*at Arizona State ..... W 74-73  
 J16 at New Mexico ..... L 78-79  
 J21 \*at Oregon ..... W 85-83  
 J23 \*at Oregon State ..... L 59-60  
 J28 \*Stanford ..... W 79-78  
 J30 \*California ..... W 91-74  
 F4 \*at Washington ..... L 84-90  
 F6 \*at Washington State .... W 81-79  
 F10 \*Arizona State ..... W 86-80  
 F13 Louisiana State ..... W 78-71  
 F18 \*Oregon State ..... W 89-72  
 F20 \*Oregon ..... W 92-86  
 F25 \*at California ..... L 76-89  
 F27 \*at Stanford ..... L 83-98  
 M4 \*USC ..... W 88-73  
 M6 \*UCLA ..... W 87-70  
 M12 Oklahoma (5) ..... L 60-61  
 \* Pacific-10 Conference game (13-5, 2nd)  
 (1) at Black Coaches Association Classic, Albuquerque, N.M.  
 (2) at Southwest Showdown, Phoenix, Ariz.  
 (3) at Las Vegas Shootout, Las Vegas, Nev.  
 (4) at Bank One Fiesta Bowl Classic, Tucson, Ariz.  
 (5) at NCAA Tournament, Milwaukee, Wis.

# Year-By-Year Results

## 1999-2000

Won 27, Lost 7

Coach: Lute Olson

Preseason N.I.T. Champions

Las Vegas Showdown Champions

Bank One Fiesta Bowl Classic Champions

Pacific-10 Conference Co-Champions

NCAA Tournament Participants

N16	Kansas State (1)	W	88-69
N19	New Mexico State (1)	W	84-60
N24	Notre Dame (2)	W	76-60
N26	Kentucky (2)	W	63-51
D1	Brigham Young	W	86-62
D4	at Texas	W	88-81
D7	Connecticut (3)	L	69-79
D11	Michigan State	W	79-68
D13	IUPUI	W	70-41
D18	Nebraska (4)	W	80-59
D21	New Mexico	L	68-70
D28	UNC-Wilmington (5)	W	66-51
D30	Delaware (5)	W	89-77
J6	*at California	W	65-61
J8	*at Stanford	W	68-65
J13	*Washington State	W	80-75
J15	*Washington	W	69-62
J20	*at UCLA	W	76-61
J22	*at USC	L	72-80
J26	*at Arizona State	W	86-55
J29	at Louisiana State	L	60-86
F3	*Oregon	W	77-71
F5	*Oregon State	W	90-73
F10	*at Washington	W	65-56
F12	*at Washington State	W	73-50
F17	*USC	W	92-85
F19	*UCLA	W	99-84
F26	*Arizona State	W	89-82
M2	*at Oregon State (ot)	L	69-70
M4	*at Oregon	L	81-86
M9	*Stanford	W	86-81
M11	*California	W	70-61
M16	Jackson State (6)	W	71-47
M18	Wisconsin (6)	L	59-66

\* Pacific-10 Conference game (15-3, T1st)

- (1) at Preseason N.I.T., Tucson, Ariz.
- (2) at Preseason N.I.T., New York, N.Y.
- (3) at Great Eight, Chicago, Ill.
- (4) at Las Vegas Showdown, Las Vegas, Nev.
- (5) at Bank One Fiesta Bowl Classic, Tucson, Ariz.
- (6) at NCAA Tournament, Salt Lake City, Utah

## 2000-01

Won 28, Lost 8

Coach: Lute Olson/Jim Rosborough

Maui Invitational Champions

NCAA Tournament Runners-Up (Final Four)

N20	Chaminade (1)	W	97-57
N21	Dayton (1)	W	76-59
N22	Illinois (1)	W	79-76
N25	Purdue (2)	L	69-72
N29	Gonzaga	W	101-87
D2	Saint Mary's	W	101-41
D9	at Connecticut	L	69-71
D16	at Illinois (3)	L	73-81
D20	Louisiana State	W	88-75
D28	Butler (4)	W	72-60
D30	Mississippi State (4)	L	74-75
J4	*California	W	78-75
J6	*Stanford	L	76-85
J11	*at Washington State (5)	W	84-51
J13	*at Washington	W	89-64
J18	*USC	W	71-58
J20	*UCLA	W	88-63
J24	*Arizona State	W	86-75
J27	Texas	W	80-52
F1	*at Oregon	L	67-79
F3	*at Oregon State	W	68-41
F8	*Washington	W	82-62
F10	*Washington State	W	86-51
F15	*at UCLA (ot)	L	77-79
F17	*at USC	W	105-61
F21	*at Arizona State	W	88-58
M1	*Oregon State	W	65-54
M3	*Oregon	W	104-65
M8	*at Stanford	W	76-75
M10	*at California	W	78-76
M16	Eastern Illinois (6)	W	101-76
M18	Butler (6)	W	73-52
M23	Mississippi (7)	W	66-56
M25	Illinois (7)	W	87-81
M31	Michigan State (8)	W	80-61
A2	Duke (8)	L	72-82

\* Pacific-10 Conference game (15-3, 2nd)

- (1) at Maui Invitational, Lahaina, Hawaii
- (2) at Wooden Tradition, Indianapolis, Ind.
- (3) at United Center, Chicago, Ill.
- (4) at Bank One Fiesta Bowl Classic, Tucson, Ariz.
- (5) at Spokane Arena, Spokane, Wash.
- (6) at NCAA Tournament, Kansas City, Mo.
- (7) at NCAA Midwest Regional, San Antonio, Texas
- (8) at NCAA Final Four, Minneapolis, Minn.

## 2001-02

Won 24, Lost 10

Coach: Lute Olson

Coaches vs. Cancer IKON Classic Champions

Southwest Showdown Champions

John R. Wooden Classic Champions

Fiesta Bowl Classic Honoring Bobbi Olson Champions

Pac-10 Conference Tournament Champions

NCAA Tournament Participants

N8	vs. Maryland (1)	W	71-67
N9	vs. Florida (1)	W	75-71
N17	at Texas	W	88-74
D1	Kansas	L	97-105
D4	vs. Illinois (2)	W	87-82
D8	vs. Purdue (3)	W	79-66
D15	at Michigan State	L	60-74
D20	*at Oregon State	W	76-73
D22	*at Oregon	L	75-105
D28	Pepperdine (4)	W	94-71
D30	Valparaiso (4)	W	74-70
J4	*Oregon	L	80-90
J6	*Oregon State	W	93-87
J10	*at Washington State	W	92-85
J12	*at Washington	W	74-69
J17	*USC	W	97-80
J19	*UCLA	W	96-86
J23	*at Arizona State	L	72-88
J26	Connecticut (ot)	L	98-100
J31	*at California	W	68-58
F2	*at Stanford (ot)	W	88-82
F7	*Washington	W	91-82
F9	*Washington State	W	85-68
F14	*at UCLA	L	76-77
F16	*at USC	L	89-94
F20	*Arizona State	W	83-75
F28	*Stanford	L	71-76
M2	*California	W	99-53
M7	vs. Arizona State (5)	W	73-56
M8	vs. California (5)	W	90-78
M9	vs. USC (5)	W	81-71
M14	vs. UC-Santa Barbara (6)	W	86-81
M16	vs. Wyoming (6)	W	68-60
M21	vs. Oklahoma (7)	L	67-88

\* Pacific-10 Conference game (12-6, T2nd)

- (1) at Coaches vs. Cancer IKON Classic, New York, N.Y.
- (2) at Southwest Showdown, Phoenix, Ariz.
- (3) at John R. Wooden Classic, Anaheim, Calif.
- (4) Fiesta Bowl Classic honoring Bobbi Olson, Tucson, Ariz.
- (5) at Pac-10 Tournament, Los Angeles, Calif.
- (6) NCAA First/Second Rounds, Albuquerque, N.M.
- (7) NCAA West Regional, San Jose, Calif.

## 2002

Australian Tour (All Exhibition Games)

Won 8, Lost 2

Coach: Lute Olson

My14	Canberra All-Stars	W	101-99
My16	Sturt Sabres	W	109-98
My20	Dandenong Rangers	W	107-89
My22	Knox Raiders	L	95-97
My23	Sydney Kings	W	113-84
My24	Sydney Kings	L	116-123
My26	Brisbane Bullets	W	98-90
My29	Kuiyam Pride	W	95-84
My30	Cairns Marlins	W	114-96
Jn1	Sydney Kings (ot)	W	115-113



Joe Nehls

# Arizona Lettermen

( ) Captain

## A-

Abbot, Howard, 1932, 33, 34  
Aboud, Michael, 1965, 66, (67)  
Albight, Dennis G., 1963, 65  
Aleksa, Robert, 1975, 76  
Allen, Ronald S., 1973, (74)  
Allin, Thomas R., 1941, 42  
Anderson, Bruce D., 1970, 71, (72)  
**Anderson, Rick, 1999, 2000, (02)**  
Anderson, Warren A., 1970  
Arenas, Gilbert, 2000, 01  
Ash, John, 1997, 99, 00, 01

## B-

Baldwin, Cecil Eugene, 1957  
Ballantyne, Thomas M., 1942, 43, 44, 46, 47  
Balsley, Sam (Mgr.) 1965, 66  
Barkley, John D. (Mgr.) 1956  
Barmantloo, Marty, 1995  
Barnes, Richard L., 1970  
Barrett, James T., 1912  
Barringer, John B., 1936, 37  
Barthels, Kendrick A., 1936  
Beach, Charles F., 1913  
Belobraydic, John M., 1979, 80, 81, 83  
Bergman, Craig J., 1988  
Berman, H. Robert, 1918  
Berra, Carl, 1938, 39, (40)  
Bibby, Mike, 1997, 98  
Biggs, John, 1935  
Birkner, Hugo Ernest, (1907)  
Black, John Russell, 1939, 40, 41  
Black, William Thomas, 1944  
Blades, Ernest O., 1907, 08, 09, (10)  
Blair, Joseph J., 1993, 94, 95, 96  
Blankinship, James Darrell, 1955  
Blevins, Leon G., 1949, (50)  
Bliss, Edward (Mgr.) 1926  
Bohannon, Etdrick S., 1993  
Booker, George Vance, 1923  
Borodkin, Marvin, 1942, 43, (46), 47  
Bowen, Harold, (Mgr.) 1924  
Brackenbury, Richard A., 1916, 17  
Bradford, Hubert, 1905  
Bramlett, A.J., 1996, 97, 98, (99)  
Brautigam, Roger, 1966  
Breck, William D., 1962, 63, 64  
Brittain, James A., 1959  
Broadwater, Forrest Ronald, 1932  
Brooke, Paul C., 1917  
Brooke, Eddie E. (Mgr.) 1927  
Brooks, Kenneth (Mgr.) 1968,69  
Brookshier, Frank A., 1924, 25, (26), (27)  
Brower, James E., 1953, 54, (55)  
Brown, Andy, 1994  
Brown, Charles Owen, Jr., (1905), (06)  
Brown, J. Duncan, 1927  
Brown, Lawrence A., 1954  
Brown, Roger G., 1918

Brown, Russell K., 1978, 79, 80, (81)  
Bruner, John M., 1952, 53, (54)  
Brunkhorst, Brock, 1982, 83, 84, (85)  
Buechler, Judson D., 1987, 88, 89, (90)  
Burns, David J., 1974, (75)  
Bush, Julius Ralph, 1918  
Butts, Horatio Cotter, 1926  
Bynum, Will, 2002  
Byrne, Vincent R., 1932, 33, 34

## C-

Capps, Clarence R., 1945  
Carroll, Arthur, 1949, 51  
Case, Travis J., 1951, 53  
Castles, John, (Mgr), 1999, 00, 01, 02  
Cherry, Joe Wesley, 1947, 48, 49  
Christy, Marshall, (Mgr.) 1933  
Clark, Marvin Carl, 1923, 24, (25)  
Clarke, Dan W., 1937, 38, (39)  
Clausen, Monte C., 1961, 62, 63  
Clemons, Phillip, 1919  
Cloud, Leo Fredrick, 1911, 12, 13, 14, (15)  
Cochran, Horace Merle, 1912, 13  
Collins, Jeff, 1981  
Coltrin, Marion J., 1936, 37  
Conner, Jon C., 1958, 59, (60)  
Conway, Joseph W., 1919  
Conway, Raymond W., 1937, 38, 39  
Cook, Anthony L., 1986, 87, 88, (89)  
Cook, Charles E., 1964  
Cook, Greg, 1982  
Cooke, Troy, 1983, 84  
Cooper, Eric E., 1986  
Cox, Leander, Jr., 1938, 40  
Coyle, Terence M., 1955, 56, 57  
Crawford, Jon A., 1959  
Crismon, Edgar T., 1931, 32, (33)  
Crouch, Cecil James, 1948, 50  
Crouch, Robert E., 1925, 26, 27  
Crum, Hillard H. Jr., 1946, 47, 48, (49)  
Cellen, Albert Vincent, 1941, (42), 43  
Cullin, John Harding, 1907, 08  
Curry, Ron, 1989  
Cushman, John F., 1956

## D-

Daasch, Edward F., 1963 (Mgr.), 64 (Mgr.),65  
Danley, Alonzo Lee, 1937, 38, 39  
Dauk, Regis A., 1961, 62, 63  
Davis, Ben, 1995, (96)  
David, Brian, L., 1987, 89, 90  
Davis, Frank, 1934 (Mgr.), 35 (Mgr.)  
Davis, Ronald D., 1980, 81  
Davis, William D., 1967, (68)  
Davis, William Kenny, 1977, 78  
Davison, Bennett, 1997, 98  
Decker, Wm. J., 1962  
DeFrancesco, Salvatore J., (Sam), 1955 (Mgr.)  
Demic, Lawrence C., 1976, 77, 78, (79)  
Dermody, Richard L., 1942, 43, 44  
Dickerson, Michael, 1995, 96, (97), (98)

Dicus, Waldo M., 1928, 29, (30)  
Diebold, Theodore R., 1927  
DiGrazia, M. Lorry, 1936, 37, 38  
Dillon, Jerome L., 1951, 52  
Donnelly, Raymond E., 1979, 80  
Donovan, Tom, 1943  
Doolen, Edward W., 1963, 64, 65  
Dosty, Robbie Dean, 1978, 80, 81  
Douglas, Ruben, 1999  
Doyle, James Perry, 1919  
Drachman, Byron C., 1926  
Drucker, Melvyn, (Mgr.) 1960  
Dunlap, James E., 1950, 52, 53  
Dutt, Marvin Alvin, 1960, (61)  
Duwe, Heman A., 1934, 35

## E-

Eafon, Kelvin, 1995, 96  
Echols, Randall E., 1973  
Eddy, Jackson R., 1953, 54  
Edgar, John, 1985, (86)  
Edgerton, Ambrose Earl, 1907, 08  
Edgerson, Eugene, 1997, 98, 99, (2001)  
Edwards, Lawrence, 1928  
Edwards, Philip C., 1971, 72, 73  
Ehlmann, Thomas, 1975  
Elder, William David, 1946  
Elliott, Lloyd Creighton, 1911, 13  
Elliott, Robert A., 1974, 75, 76, (77)  
Elliott, Sean M., 1986, 87, 88,(89)  
Enke, Fred William, 1946, 47, (48)  
Ensor, Ken, 1983, 84  
Eppler, James F., 1956, 57  
Erdhaus, J. Fred, 1939  
Ewald, Larry Douglas, 1958

## F-

Farman, Richard R., (Mgr.) 1962  
Fellah, Anas, 2002  
Fickett, Webster L., 1914  
Filbrun, Davis Eugene, 1932, 33, 34  
Flake, William Lindsey, 1940, 41  
Flanagan, Kevin T., 1991, 92, 93, (94)  
Flannery, John B., (Mgr.) 1954  
Fleming, Albert Jr., 1973, 74, 75, (76)  
Flynn, Wesley T., 1961, 62, (63)  
Forbes, Joyce E., 1962  
Foster, Michael E., 1968, 69, (70)  
Fox, Harvey B., 1964, 65, (66)  
Fox, Isaiah, 2002  
Fraser, Bruce T., 1985, 86, 87  
Frazier, Lamont, 2001  
Frye, Channing, 2002  
Fuller, Ronald, 1976

## G-

Garcia, Rudolph R., (Mgr.) 1962  
**Gardner, Jason, 2000, 01, (02)**  
Gardner, L. Scott, 1972  
Gatchel, Donald G., 1940, 41  
Geary, Reginald E., 1993, 94, 95, (96)

# Arizona Lettermen

Geldmacher, Jay L., 1974  
Genesen, Barry, (Mgr.) 1964  
Genung, George Farrell, 1942, (43), (44), 46, 47  
Gibbins, Frank Tom, 1924, 26  
Gillem, Alvan Cullam, Jr., 1907, 08  
Gitles, Gerald A., (Mgr.) 1952  
Gladney, Jerome C., 1974, 75, 76, 77  
Glennon, Joseph Henry, 1913  
Goar, H. Lionel, 1956, 57  
Goar, Leon O., 1955  
Goodman, A. Harold, (1945), 46  
Goodman, Neil Nathaniel, 1929, (30)  
Goodwin, Gordon Austin, 1920, 21  
Gordy, Leonard, 1974, 75, 76, (77)  
Graham, John O., 1931  
Gray, Harry J., 1931  
Greene, Bradley W., 1967, 68  
Greene, George E., 1949, 50  
Greenfield, Tom Guy, 1937, 38  
Gridley, Rollin T., 1925, 26, 27  
Grimes, Stanley E., (Mgr.) 1956, (Mgr.) 57  
Grossetta, Warren Arthur, 1908, (Mgr.) 09

## H-

Hall, Robert Lakenan, 1944  
Ham, Cox, (Mgr.) 1940  
Hanour, Travis, 2001  
Hansen, James E., 1967, 68, (69)  
Hansen, Peter, 2002  
Hansen, Robert L., 1964, 65, (66)  
Harbour, John L., 1968, 69  
Hargis, William, 1930  
Harper, Wilmer Eugene, 1939, 40, (41)  
Harris, Donnell, 1996, 97, 98  
Harris, Russell, 2000  
Harrington, Richard, (Mgr.) 1959, 60  
Harris, Herman B., 1974, 75, 76, (77)  
Harris, Lawrence R., 1962, 63, 64  
Harris, Lynard, 1972, (73)  
Harrison, Gary L., 1975, 76, 77  
Hartman, Minor Louis, 1911  
Haskin, David, 1983, 84, 85, 86  
Hatcher, Burrell Richard, 1905, 07  
Hawthorne, George N., 1979, 80  
Hayes, Francis Robert., (Mgr.)  
Hayhurst, Normal Clifton, 1912, (13), (Mgr.) 14  
Held, Eddie Charles, 1938  
Helm, Hugh Max, 1942, 43  
Helm, Walter M., 1936, 37, (38)  
Henderson, Ronald Clyde  
Herndon, James Prugh, 1917, 18, (19)  
Hobbs, John Cole, 1920, 22, 23  
Honea, Robert L., 1949, 50, (51)  
Hopkins, Robert Louis, 1957, 58, (59)  
Howell, Jack R., 1949, 51, 52  
Howell, Robert E., 1954  
Huckestein, James W., 1971, (72)  
Hudak, William C., (Mgr.) 1954, 56  
Hull, T. Gordon, 1924

## I-

Inglis, David L., 1953, 56  
Irvine, Wm. C., (Mgr.) 1950  
Irving, John L., 1973  
Iselin, Albin A., (1918)  
Islas, Oscar H., 1952, 54

## J-

Jack, William Christian, 1934  
Jackson, George Dewar, 1936, 37, 38  
Jackson, Keith, 1982, 83, 84, 85  
Jacobs, Gerald T., 1965  
Jacobs, Rolf A., 1985, 86  
Jacoby, David Theodore, 1921  
Jefferson, Richard, 1999, 2000, 01  
Jenkins, Ortege, 1998  
Johnson, Albert J., 1963, 64, 65  
Johns, Cliff, 1993  
Johnson, Deron, 1991, 92  
Johnson, George, 1932, 33, (34)  
Johnson, Leo C., 1949, 50, (51)  
Johnson, Roger E., 1950, 51, (52)  
Johnson, Samuel H., 1936, 38, 39  
Johnston, James H., 1950  
Jones, Mitchell E., 1976, 78  
Jones, Percy Wonson, 1907  
Jones, Robin, (Mgr.) 1970, 71, 72  
Jones, Geroge Bernie, 1938, 39, (40)  
Jordan, Robert C., 1960  
Jung, Brian E., 1976, 77  
Jung, Mark, 1982

## K-

Kain, Sidney L., 1952, 53  
Kannner, Steven M., (1975)  
Kelley, Jarvis, 1994  
Kemmeries, William F., 1951, 52, (53)  
Kentz, Joe, (Mgr.) 1967, (Mgr.) 68  
Kerr, Steven D., 1984, 85, (86), (88)  
Kinkade, Kevin W., 1975  
Kordik, Michael W., (1968)  
Kurtz, Ken Joe, 1965

## L-

Lampner, Leon, (Mgr.) 1945  
Larson, Bruce Alan, 1949, 50  
**Latimore, Dennis, 2002**  
LaVetter, Charles N., 1964  
Lavoy, Thomas O., 1963, 64, 65  
Lawson, Thomas E., 1972, (73)  
LaZar, Arthur M., 1961  
Lazovich, Eli S., 1952, 53, 54, (55)  
Lee, Jason, 1997  
Lee, Thomas C., 1969, 70, (71)  
Lee, N. Warner, 1959, 60  
Leftault, Charles J., 1952, 53  
Leiber, Henry Edward, 1931  
Leshner, Charles Zaner, 1916  
Lester, Walter Coyle, 1924, 26  
Lewis, John William, 1905  
Lindstrom, E. Gordon, 1967, 68

Lloyd, Gregory, 1976  
Lockling, Bret Harlow, 1920, 21, (22)  
Lofton, Kenneth, 1986, 87, 88, 89  
Low, John H., (Mgr.) 1942, (Mgr.) 43  
Lubbers, Earl R., 1957  
Lutich, Balbo J., 1951  
Lutz, Cedric, (Mgr.) 1932

## Mc-

McAndrew, Patrick F., 1966  
McCray, Ernest C., 1958, 59, (60)  
McIntyre, John Jacob, 1946, 48  
McKinney, Walter, 1969, 70, 71  
McLean, Joseph R., 1993, 94, 95, (96)  
McMillan, Craig S., 1985, 86, 87, 88  
McSherry, Frank J., 1916, 17

## M-

Mack, Francis C., 1912, 13, (Mgr.), 15  
Maffeo, James Stephen, 1914, 15 (Mgr.) 16, (17)  
Magno, Jack, 1982  
Mann, William Gibson, 1947, 48, (49)  
Marsh, Chester L., 1925, 26  
Marshall, Timothy D., 1976, 77, 78  
Mason, Harvey J., 1987, 88, 89, 90  
Matulis, Adolph John, 1941  
Maxey, Sylvester A., 1976  
Maxwell, Robert E. Jr., 1959  
Mellon, Donald E., 1980, 82, 83  
Metz, Dean L., 1955, 56  
Mikla, Tony, (Mgr.) 1998, 99, 00, 01, 02  
Millar, Leslie Creighton, 1908, 09, 10  
Miller, Charles W., 1925, 26, 27  
Miller, Charles W., 1980, 81, 82  
Miller, John Robert, 1942, 43, 44  
Mills, Christopher L., 1991, 92, (93)  
Ming, Marcus Aurelius Smith, (Mgr.) 1961  
Mitchell, Lanny R., 1970, 71  
Mitchell, Wm., (Mgr.) 1961  
Moe, Richard L., (Mgr.) 1961  
Money, Eric V., 1973, (74)  
Morales, Tony Leyva, 1947, 48, 50  
Morris, Lawrence Charles, 1917  
Mosebar, David P., 1980  
Mower, Richard Lee, 1957, 58, (59)  
Muehlebach, Lawrence M., 1988, 89, 90, (91)  
Mueller, Robert Louis, 1956, 57, 58  
Murphy, Jack, (Mgr.) 1999, 00, 01, 02  
Myers, Eddie M., 1969, 70, 71  
Myles, Gilbert, 1975, 76, 77

## N-

Naegle, Raymond Lynn, 1940  
Nehls, Joseph A., 1978, 79, (80)  
Nelson, Myron, 1929, 30, (31)  
Newsome, John, 1966, 67  
Nordyke, Spencer P., (Mgr.) 1930  
Norman, Coniel, 1973, (74)  
Norris, William H. Jr., 1972  
Nymeyer, Edward Fred, 1956, 57, (58)

## O-

O'Donald, William A., 1955, 56, 57  
O'Haco, Michael, 1941  
Oldham, James R., 1925  
Oosterveen, Ernest, 1955, 56  
Othick, Matt, 1989, 90, 91, (92)  
Owes, Raymond, 1992, 93, 94, (95)

## P-

Pace, Roy, (Mgr.) 1925  
Padelford, John Carlton Jr., 1943, 47, (48)  
Palm, Robert, 1935  
Pastner, Josh, 1997, 98, 99, 2000  
Patten, Eugene V., 1924  
Patten, Harold A., 1928, 29, 30  
Penner, Paul H., 1950  
Peterson, Charles Phillip, 1945  
Peterson, Wiley K., 1928  
Peyton, David, (Mgr.) 1954  
Phelps, Wilford W., 1916, 17  
Pickett, Theodis, 1964, 65, 66  
Pistor, William Jacob, 1919, 20, 21, 22  
Pitts, Wm. E., (Mgr.) 1954  
Ponsford, George A., 1932, 33, 34  
Porter, Todd, 1983  
Porter, William A., 1915, 16  
Post, James, (Mgr.) 2000, 01, 02  
Preininger, Clair B., 1935  
Pryce, William M., 1928

## R-

Rachim, Abe, (Mgr.) 1937  
Raffety, Jack, 1931, (32)  
Ranne, Jason, 2001, 02  
Rappis, James M., 1973, 74, 75, (76)  
Reagor, Ralph D., 1935  
Rebstock, Duane, 1909 (Mgr.), 10, 11  
Redd, Hadie, 1954, 55  
Redfern, Milton L., 1927, 28  
Reeves, Khalid, 1991, 92, 93, (94)  
Reeves, Robert William, 1955, (56), (57)  
Reynolds, A.S., (Mgr.) 1948, (Mgr.) 50  
Rhodes, Ralph Lyman, 1913, 14  
Rhodes, Raymond L., (Mgr.), 1948, 49  
Rhodes, William A., (Mgr.) 2958  
Richey, Jason, 1994  
Richmond, Lincoln A., 1944, 46, (47), 48, 49  
Ricks, Claude Lee, Jr., (Mgr.) 1947, (Mgr.) 48  
Ridge, Warren C., 1956, 57, (58)  
Ridgway, George Richard, 1929, 30, (31)  
Rigdon, Dylan M., 1993, 94  
Riggs, John D., 1930  
Robertson, George B., (1909)  
Robinson, Dwayne M., 1937  
Rochlin, Abraham, (Mgr.) 1937  
Rooks, Sean Lester, 1989, 90, 91, (92)  
Root, Richard A., 1966, 67, 67  
Rosborough, Greg, 2002 (Mgr.)  
Rountree, George, 1953, 54, (55)  
Ruman, Robert P., 1941, (42), 43  
Rustand, Warren S., 1963, (64), 65

## S-

Salazar, Jose Urbano, 1907, (08), 10  
Sancet, Frank, 1929  
Schlebaum, Wm. Michael, 1958

Schmidt, Casey, 1990, 91  
Scholtzhauer, Walter S., (1935), 36  
Schuff, David A., 1951  
Schwertley, Michael, 2000, 02  
Scott, Greg, 1983  
Scurlock, Dan A., 1961  
Seal, James G., 1959  
Seigle, Kennth Garland, 1937, 39  
Sessions, Alm Preston, 1913, 14, 15, (16)  
Shoemaker, Tom R., 1951  
Sieger, Elias, 1948  
Silverstein, Louis, 1944, 46  
Simon, Miles, 1995, 96, (97), (98)  
Sirrinc, George Keith, 1945  
Skaisgir, Joseph G., 1961, (62)  
Skousen, Clarence, 1925  
Slonaker, Alter L., 1918, 19, (20)  
Smallwood, Eugene E., (Mgr.) 1951  
Smith, Clarence J., Jr. (Mgr.) 1951  
Smith, Eddie, (1984), 85  
Smith, Frank H., Jr., 1980, 81, (82), 83  
Smith, John A., 1978, 79, 80, 81  
Smitheran, William R., 1953, 54  
Sorenson, George, 1927, (28), (29)  
Souter, James, (Mgr.) 1958, (Mgr.) 50  
Spahn, Robert G., 1964, 65, (66)  
Spaulding, George Frederick, (1911)  
Stamps, Roland A., 1968  
Stanton, Allan Jaynes, 1951, 52  
Steele, James Charles, 1945  
Stevens, Russell L., 1960, 61  
Stevens, Sam S., 1946  
Stewart, Jason, 1997, 98, 99  
Stewart, Jesse Hobson, 1905  
Stokes, Edward K, 1990, 91, 92, 93  
Stoudamire, Damon, 1992, 93, (94), (95)  
Stoudamire, Salim, 2002  
Strigel, J. Donald, 1928, 29, 30  
Strong, Leon Henri, 1909  
Strong, Paul A., 1972, 73  
Sullivan, James Daniel, (1912)  
Sutton, Tom, 1966  
Swick-Vialo, Mitchell, 1930

## T-

Tait, Michael, 1984  
Taylor, Greg, 1983  
Taylor, Morgan, 1983, 85  
Taylor, Philip E., 1975, 76, 77, (78)  
Tebbs, Quynn, 1998  
Terry, Jason, 1996, 97, 98, (99)  
Tewksbury, Raymond W., 1931  
Thomas, Robert Russell, 1921, 22, 23, 24  
Thomason, Austin, 1931  
Thompson, Arthur Perry, (Mgr.) 1908  
Tolbert, Byron Thomas, 1987, 88  
Thompson, Harvey, 1982, 83, 84  
**Torres, Filberto, 2002**  
Tovrea, Harold Charles, 1921, 22, (23), (24)  
Tovrea, J. Howard, (Mgr.) 1928  
Trask, Willaim T., (Mgr.) 1970  
Treat, James M., (Mgr.) 1972  
Triniman, Richard, 1923  
Troutt, Maurice Kenneth, 1949, 50  
Troutz, Andrew Jack, 1946  
Truman, Irvong F., 1913, 14  
Turley, Harold E., 1934, 35

Turner, Joe L., 1985, 86, 87, 88  
Turner, John M. (Pat), 1936  
Turner, John W. Jr., 1930

## U-

Udall, Calvin H., 1945  
Udall, Morris K., 1942, (47), 48  
Udall, Stewart Lee, 1939, 40, 46  
Ugrin, John A., 1969, 71  
Underhill, Howard Lawrence Talcott, 1911 (Mgr.), 12

## V-

Van Atta, Thomas A., (Mgr.) 1955  
Van Coevering, James, 1969, 70  
Van Dusan, Robert E., 1923  
Van Hook, Jack R., 1936  
Vialo, Mitchell Swick, 1930  
Vickers, Elmer Francis Jr., 1934, 35, (36)  
Vlahogeorge, John, 1982

## W-

Wagner, Joseph William, 1955, (56)  
Wakefield, James H., 1973, 74  
Walker, Rickey, 1982  
Wallace, Thomas Jay, 1918, 19, (21), 22  
Walters, Charles N., (Mgr.) 1936  
**Walton, Luke, 2000, 01, (02)**  
Warford, Ralph Elmo, 1935, 36, (37)  
Warner, William, 1969, 70, 71  
Warnock, Harold Charles, 1932, 33, 34  
Washington, Herbert A., 1907  
Webb, Wilber C., 1930  
Weese, Charles Wm., 1960, (61)  
Welton, Rex M., 1967, 68, 69  
Weigl, Nate, 2002 (Mgr.)  
Wessel, Justin, 1998, 99, 2000, (01)  
Westfall, Leslie, 1940, 41, 42  
Wheatley, Bruce M., 1986  
Williams, Brian C., 1990, 91  
Williams, Corey, 1993, 94, 95, (96)  
Williams, Joe, 2002 (Mgr.)  
Williams, Peter, (1984), 85  
Williams, Thomas, 1977, 78  
Wilson, Gordon Kenneth, 1954  
Wilson, Puntus, 1983  
Wilson, Traves, 1999  
Winters, Ralph Curtis, 1935  
Wolfen, Hugh M., 1907  
Womack, Wayne, 1989, 90, 91, (92)  
Wood, Osie Leon III, 1980  
Wooddell, Charles Edward, 1905  
Woods, Loren, 2000, (01)  
Wright, Michael, 1999, 2000, 01  
Wuerderman, Emil K., 1905  
Wuerderman, Walter Henry, 1910

## Y-

Young, Robert Kirk, 1960, 61, 62  
Yurkovich, Dan, 1945

## Z-

Zahn, Andrew, 2002  
Zeller, Miles Murton, 1959  
Zeno, Michael G., 1979

## McKale Memorial Center

The opening of McKale Memorial Center in February of 1973 marked a new era in Wildcat basketball. After playing several games in front of crowds of a few thousand in Bear Down Gym to open the 1972-73 season, the team moved to McKale and literally filled the upscale arena overnight with crowds over 11,000 from the beginning.

Named after the late J.F. "Pop" McKale, athletic director and coach from 1914 to 1957, the facility is just part of a series of showcase athletic facilities located on the extreme eastern edge of campus. It is situated off the UA mall, adjacent to Arizona Stadium, baseball's Sancet Field and the Hillenbrand Aquatic Center. McKale houses the offices for the entire athletic department and is currently undergoing a renovation that has added a state-of-the-art 24,000 square foot weight room and 10,000 square foot athletic training facility in addition to the Hall of Champions to the north end of the building.

Following the Arizona State game on February 26, 2000, the University of Arizona athletic department honored head coach Lute Olson with a ceremony to name the McKale Center floor, "Lute Olson Court". Then, during a memorial service in January of 2001 for Olson's late wife, Bobbi, it was renamed, "Lute and Bobbi Olson Court" in recognition of the couple's impact on the university and the city of Tucson. Olson has led seven teams to undefeated seasons at home, and Arizona has led the Pac-10 in attendance every year since 1984-85.

Part of the attraction for fans is the winning tradition that was quickly established in McKale.

Arizona defeated WAC rival Wyoming, 87-69, in the first varsity event on Feb. 1, 1973, and went on to win 67 of the first 70 contests in McKale. Then, from 1987-1992, Arizona put together the tenth-best home court winning streak in NCAA history, winning 71 consecutive games in McKale and making tickets nearly impossible to find. By the time UCLA snapped the string on Jan. 11, 1992 with an 89-87 upset of the Cats, there was rarely an empty seat in McKale for any game.

That tradition keeps growing as Arizona teams continue to win games in front of sell-out crowds. UA has won 249 of its last 274 home games, including 209 of the last 226, and has an overall record of 361-69 in McKale, for a winning percentage of .840. Since the national championship season of 1996-97, Arizona has a record of 80-8 (.909) in McKale, with four of those losses coming during the 2001-02 campaign.

The seating capacity has fluctuated through the 27 years of the buildings existence. McKale opened in 1973 with a capacity of 13,658, but the installation of chair-back seating in 1984 reduced that figure to 13,316. Elimination of all bleacher seating dropped the level to 13,124 in 1986 before additional seats were added in the period from 1988 to 2000 that pushed capacity to its current 14,545. The largest crowd in

McKale history was the 15,176 who watched Arizona face New Mexico on Jan. 14, 1976. The largest crowd in the Lute Olson era showed up for the 1997-98 home opener against Morgan State (14,672), the first home game after Arizona's national championship run.

Since its initial construction at a cost of \$8.1 million in 1973, McKale Center has undergone numerous face lifts to keep up with the times. Sophisticated computerized message boards spanning the upper deck on both sides of the court, along with padded press row and officials' tables with computer-drive scoreboards were added in the early 1990s. The 1992 season saw the installation of four huge video replay screens in each corner of the arena. At the conclusion of the 1997-98 campaign, a state-of-the-art playing surface replaced the old floor that had been in place since 1983. The 2001-02 season brought new changes as well. A new four-sided scoreboard with video replay screens was installed and hung from the center of the arena, ensuring that once again it meets the standard as one of the finest facilities in the country.


The opening of the Eddie Lynch Athletics Pavilion in 2002, featuring the new strength and training facilities, has paved the way for further enhancement of the facility as additional lockerroom space and an expanded academic services department is scheduled for completion this winter.

McKale's reputation as one of the finest athletic facilities in the nation has attracted several major sporting events. It was the site for the NCAA Wrestling West Regionals in 1974 and 1980, and hosted the NCAA Wrestling Championships in 1976. More

recently, McKale was a site for NCAA first and second round basketball action in 1979, 1987, 1989, 1991, 1997 and 2000. In addition, the USA Basketball Team trained in the arena prior to capturing the 1986 World Championships, and Arizona played host to the second Pac-10 Conference tournament in 1988.

The facility is 428 feet long, 339 feet wide and 77 feet from the floor to parapet, and houses the entire off-field operations of the University's athletic department, as well as an exercise sciences lab and a suite of 20-plus office labs for the Optical Sciences department. With three levels that consist of equipment rooms, a training and rehabilitation center, locker rooms, storage areas, ticket operations, academic services, computer lab facilities and administrative offices, McKale Center is the primary gathering place for all of UA athletics.

Since its opening in 1973, more than five million fans have attended UA basketball games in McKale Center. In fact, season tickets have been sold out for 16 consecutive seasons, which helps provide one of the finest game day environments in all of college basketball.



# McKale Memorial Center

## McKale Center Attendance

### McKale Center's Largest Crowds

1.	15,176	New Mexico	1/14/76
2.	15,156	Arizona State	3/4/78
3.	14,672	Morgan State	11/20/97
4.	14,642	Coppin State	12/13/97
5.	14,638	UCLA	1/20/96

### McKale Center's Largest Crowds During the Lute Olson Era (1983-2001)

1.	14,672	Morgan State	11/20/97
2.	14,642	Coppin State	12/13/97
3.	14,638	UCLA	1/20/96
4.	14,610	California	1/30/99
5.	14,594	USC	3/4/99

### Yearly Attendance & Record in McKale Center

Year	Games	Record	Total	Avg.
1972-73	15	4-1	64,975	12,995
1973-74	15	14-1	184,275	12,285
1974-75	14	13-1	159,096	11,364
1975-76	16	16-0	179,523	11,220
1976-77	16	16-0	199,130	12,446
1977-78	15	12-3	172,428	11,495
1978-79	15	13-2	174,831	11,655
1979-80	16	10-6	181,428	11,339
1980-81	17	10-7	160,651	9,450
1981-82	14	6-8	115,272	8,234
1982-83	12	4-10	87,136	6,224
1983-84	14	7-7	102,163	7,297
1984-85	15	12-3	163,980	*10,932
1985-86	16	16-0	179,008	*11,188
1986-87	15	10-5	190,800	*12,720

Year	%19	19-0	252,649	#*13,297
1987-88	14	14-0	190,675	#*13,620
1988-89	14	14-0	190,949	#*13,639
1989-90	17	17-0	235,051	#*13,826
1990-91	16	15-1	222,347	#*13,884
1991-92	15	14-1	208,185	#*13,879
1992-93	15	14-1	209,592	#*13,973
1993-94	14	11-3	199,589	#*14,257
1994-95	16	13-3	228,064	#*14,254
1995-96	14	13-1	199,899	#*14,279
1996-97	15	15-0	217,953	#*14,530
1997-98	14	14-0	200,885	#*14,349
1998-99	17	16-1	246,237	#*14,485
1999-2000	15	13-2	217,996	#*14,533
2000-01	13	9-4	189,072	#^14,544
2001-02	13	9-4	189,072	#^14,544
<b>Totals</b>	<b>445</b>	<b>374-71</b>	<b>5,523,839</b>	<b>12,413</b>
		<b>.840</b>		

# Full Capacity

\*Led the Pac-10 in attendance

%Figure includes three home games during the Pac-10 Tournament

\$McKale Center opened Feb. 1, 1973, with five home dates during the 1972-73 season

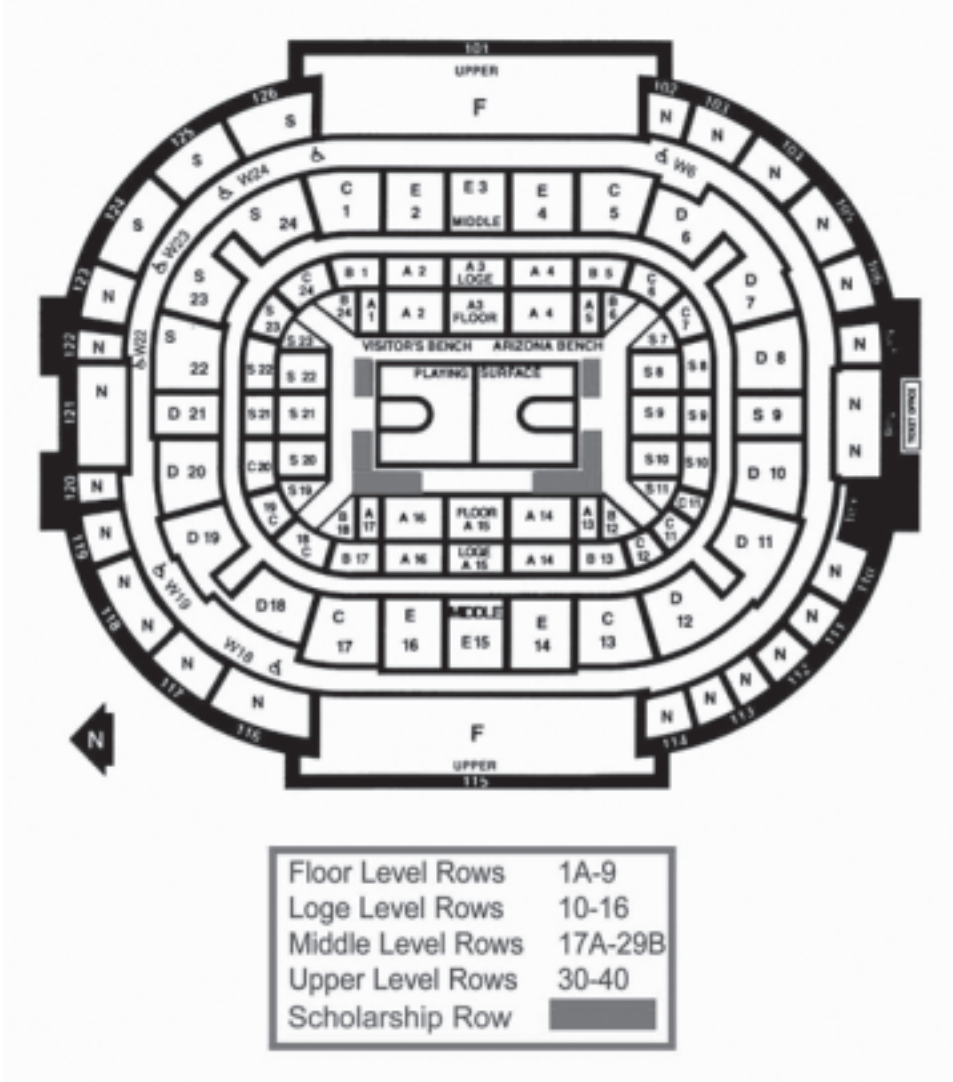
## Streaks of Note

Arizona is the only school to have two home-court winning streaks rank among the top 10 in NCAA Division I history.

UA's 81-game win streak in Bear Down Gym from 1945-51 ranks fifth, while the 71-game win streak in McKale Center from 1987-92 ranks 10th.



# McKale Center Seating Chart



# Bear Down Gymnasium

Long before Arizona basketball teams were playing in front of 15,000 fans in McKale Center, they were entertaining much smaller crowds within the intimate confines of Bear Down Gymnasium. Completed in July of 1926 by the Clinton Campbell Construction Company of Phoenix, the gym played host to UA basketball for nearly fifty years and still stands as a memorial to the humble beginnings of Arizona basketball.

The numbers from the dedication game demonstrate the true humbleness of those beginnings. On January 21, 1927, an estimated crowd of 3,000 climbed into the bleachers to watch Arizona defeat Arizona State, 29-18. It took nearly thirty years before those same teams gave the gym its first 100-point game, a 104-103 ASU victory in 1955. The period between those games saw a number of changes to the building and the team it housed.

The building was originally called University Gym until the Chain Gang, a junior men's honorary, sponsored a fund-raising dance in December of 1927 to paint the school's new unofficial motto, "Bear Down", on the outside of the gym. The saying came from the legendary last words of student body president and football captain John "Button" Salmon following a fatal car accident the year before. Within a month, the words had been painted on the roof and, until a 1983 approval by the Board of Regents, it was unofficially known as Bear Down Gym.

Whether official or not, the spirit of the words on the outside of the building was reflected in the play on the inside. From

1932 to 1953, Arizona captured 11 Border Conference championships in the gym, and from 1943 to 1951 the Cats put together an 81-game home court winning streak that still ranks fifth all-time in NCAA history. That streak included a 62-61 upset of second-ranked Long Island University in front of a record crowd of 4,650 that highlighted a 1951 season in which the Cats had a record of 24-6 and finished with a No. 12 national ranking.

Arizona basketball spent 45 total seasons in Bear Down Gym (games were not played during the war years of 1942-44) with a record of 405-119 for a .773 winning percentage. Arizona teams went undefeated eight times and suffered only two losing seasons in the gym under the guidance of four different coaches. One of those coaches, Fred Enke, earned his 500<sup>th</sup> career win in 1954 with an 86-81 upset win over Kansas State.

Other milestones in Bear Down include a couple of school records that have yet to be matched. A 26-rebound performance by Bill Reeves in 1956 still tops the school charts, and a 46-point outburst by Ernie McCray is the highest single-game scoring total in UA history.

By the time Arizona won its final varsity game in Bear Down Gym, 79-77, over UC Santa Barbara in 1973, the program had outgrown the small gym. Almost overnight, the few thousand fans that crowded into Bear Down grew to three times that much in McKale Center. But the classic old gym still holds its place as the first home of Arizona basketball and is an important piece of University of Arizona history.

## Bear Down Gym Timeline

**Nov. 1925** — \$130,000 contract awarded to Clinton Campbell Construction Co. of Phoenix. Construction completed in July 1926.

**Oct. 30, 1926** — Homecoming dance held in gym. Billed as "largest dance ever held in Arizona on the largest dance floor in Arizona."

**Jan. 7, 1927** — First game, Arizona varsity defeats frosh, 33-20.

**Jan. 21, 1927** — Dedication game. Crowd estimated at 3,000 sees Arizona defeat Arizona State, 29-18. Waldo Dicus leads Wildcats with 10 points.

**Dec. 1927** — Chain Gang, junior men's honorary sponsors fund-raising dance at gymnasium to paint "Bear Down" on roof in honor of John "Button" Salmon's last words to J.F. "Pop" McKale.

**Jan. 1928** — "Bear Down" motto painted on roof. Facility unofficially becomes known as "Bear Down Gym."

**1932** — Arizona wins first Border Conference title.

**Dec. 14, 1945** — Arizona defeats Williams AFB, 50-47, to begin 81-game home-court winning streak.

**Jan. 29, 1951** — Arizona upsets second-ranked Long Island University, 62-61, before record crowd of 4,650. Wildcats are 14-0 at home, 24-6 overall, invited to play in both the NCAA and N.I.T. tournaments, and ranked 12th in final AP poll.

**Dec. 8, 1951** — Arizona's 81-game home court winning streak ends with 76-57 loss to Kansas State.

**1953** — UA wins last of 11 Border Conference titles.

**Feb. 1, 1954** — Hadie Redd, UA's first black basketball player, scores 26 points to lead Wildcats to 87-74 upset of 17th-ranked Bradley.

**Dec. 6, 1954** — Head coach Fred Enke, in this 30th season, records his 500th career victory as Arizona upsets Kansas State, 86-81.

**Feb. 1, 1956** — Bill Reeves sets still-standing UA single-game rebounding record with 26 in 68-53 victory over UC-Santa Barbara.

**Feb. 6, 1960** — Ernie McCray sets still-standing UA single-game scoring record with 46-points in 104-84 victory over Los Angeles State. He makes 16 field goals and 14 free throws, also both school records, and grabs 14 rebounds.

**Jan. 13, 1960** — Arizona records most points scored and biggest victory margin (52) in Bear Down Gym with 118-66 victory over Eastern New Mexico.

**1961** — Arizona plays its final season under Fred A. Enke, who retires after 36 years as head coach with a 510-326 record. Enke's record in games played in Bear Down Gym is 297-85 (.777).

**Jan. 28, 1965** — Arizona upsets eighth-ranked (AP) San Francisco, 71-56. The following week Wildcats earn first national ranking since 1951, No. 14th in UPI poll.

**Jan. 19, 1973** — Last varsity basketball game played in Bear Down Gym, Arizona defeats UC-Santa Barbara, 79-77.

**March 1983** — title "Bear Down" Gym finally made official by Board of Regents.

**Take Note:** Arizona's overall record in 45 seasons in Bear Down Gym was 405-119, a .773 winning percentage. Eight undefeated seasons with best records of 14-0 in 1945-46, '47-48, and '50-51.

