

2010 Arizona Wildcats - Football Press Kit

Schedule

(Times in bold are tentative)

Date	Opponent	Time (Local)	TV
Sept. 3	(Friday) at Toledo	8 p.m. EDT	ESPN
Sept. 11	Citadel	7 p.m. MST	TBA
Sept. 18	Iowa	7:30 p.m. MST	ESPN
Sept. 25	California	7 p.m. MST	TBA
Oct. 2	Open date		
Oct. 9	Oregon State (Family Weekend)	7 p.m. MST	TBA
Oct. 16	at Washington St.	2 p.m. PST	TBA
Oct. 23	Washington (Homecoming)	4 p.m. MST	TBA
Oct. 30	at UCLA	12:30 p.m. PST	TBA
Nov. 6	at Stanford	12:30 p.m. PST	TBA
Nov. 13	USC	6 p.m. MST	ABC
Nov. 26	(Friday) at Oregon	4 p.m. PST	ESPN
Dec. 2	(Thursday) Arizona State	6 p.m. MST	ESPN

2009 Results (Won 8, Lost 5)

Coach: Mike Stoops * Captains: Cam Nelson, Earl Mitchell, Terrell Turner, Colin Baxter

Date	W/L	Score	Opponent	Site	Atten
Sept. 5	W	19-6	Central Michigan (KWBA)	Tucson	51,683
Sept. 12	W	34-17	Northern Arizona (KGUN)	Tucson	50,623
Sept. 19	L	17-27	at Iowa (ABC/ESPN2)	Iowa City, Iowa	70,585
Sept. 26	W	37-32	at Oregon State (Versus)	Corvallis, Ore.	42,119
Oct. 10	L	33-36	at Washington (FSAZ)	Seattle	61,621
Oct. 17	W	43-38	Stanford (Versus)	Tucson	53,479
Oct. 24	W	27-13	UCLA (FSAZ)	Tucson	51,440
Nov. 7	W	48-7	Washington State (FCS)	Tucson	50,242
Nov. 14	L	16-24	at California (Versus)	Berkeley, Calif.	53,347
Nov. 21	L	41-44 2OT	No. 11 Oregon (ABC)	Tucson	57,863
Nov. 28	W	20-17	at Arizona State (ABC)	Tempe, Ariz.	55,989
Dec. 5	W	21-17	at No. 20 USC (ABC)	Los Angeles	83,753
Pacific Life Holiday Bowl, San Diego:					
Dec. 30	L	0-33	vs. No. 20 Nebraska (ESPN)	San Diego	64,607

Quick Facts

Head Coach (Alma Mater, Year): Mike Stoops (Iowa '86)

Record at Arizona (Years): 33-39 (6 years)

Bowl Record at Arizona: 1-1

Record, Overall (Years): 33-39 (6 years)

Record vs. Pac-10 Schools (23-29) Arizona State: 3-3. California: 2-4. Oregon: 2-4. Oregon State: 2-4. Stanford: 2-3. UCLA: 4-2.

USC: 1-5. Washington: 3-3. Washington State: 4-1.

Stadium (Year Built): Arizona Stadium (1929)

Location: UA campus; Tucson, Ariz.

Stadium Capacity (Record Attendance): 57,400 (59, 920)

Field Surface: Natural grass

2009 Overall Record: 8-5

2009 Pac-10 Record: 6-3, 2nd (tie)

2009 Final National Ranking: None

2009 Highest Ranking: (18th-Nov. 8, ranked four weeks)

2009 Bowl Appearance: Pacific Life Holiday Bowl, lost to #20 Nebraska, 33-0

Offensive Formation: Multiple-Spread

Defensive Formation: Multiple 4-3

Offensive Starters Returning: (10) – QB Nick Foles, Jr., 6-5, 230, 1L; RB Nic Grigsby, Sr., 5-10, 198, 3L; C Colin Baxter, Sr., 6-4, 295, 3L; OT Adam Grant, Gr., 6-6, 320, 2L; OG Vaughn Dotsy, Jr., 6-5, 335, 2L; WR Juron Criner, Jr., 6-4, 210, 2L; WR Delashaun Dean, Sr., 6-4, 202, 3L; IR David Douglas, Jr., 6-1, 190, 2L or Bug Wright, Jr., 5-9, 175, 2L or David Roberts, Jr., 6-0, 195, 2L; OG Conan Amituanai, Sr., 6-4, 335, 2L; TE A.J. Simmons, Sr., 6-3, 255, 3L.

Defensive Starters Returning: (4) – CB Trevin Wade, Jr., 5-11, 182, 2L; DE Brooks Reed, Sr., 6-3, 256, 2L; DE Ricky Elmore, Sr., 6-5, 250, 2L; SS Robert Golden, Jr., 5-11, 190, 2L;

Specialty Returnees: P Keenyn Crier (Sr-3L), PK Alex Zendejas (Jr., 2L); KR Keola Antolin (So.-1L); KR Bug Wright (So.-1L).

Lost: LS Jason Bertoni

Returning Lettermen: 42 (22 offense, 17 defense, 3 kickers); Lettermen Lost: 17 (9 defense, 7 offense, 1 specialty)

2010 Arizona Football

The University of Arizona Tucson, Ariz. 85721

President: Dr. Robert Shelton - 520-621-5511
 Athletics Director Greg Byrne - 520-621-4622
twitter.com/Greg_Byrne, facebook.com/GregByrneAD
 Senior Associate AD, SWA: Kathleen LaRose - 520-621-2473
 Faculty Representative Jory Hancock - 520-626-8030
 Enrollment: 38,000
 Carnegie I, Land Grant, Association of American Universities
 Athletic Ticket Office 520-621-2287; 800-452-2287
 Athletics Web Site arizonawildcats.com
 University Web Site arizona.edu

This material was prepared to assist sportswriters and broadcasters in coverage of Wildcat Football during 2010. Photography by Luke Adams, J&L Photo. The University of Arizona is an Equal Opportunity institution committed to a policy of affirmative action. Compiled by Tom Duddleston Jr., Blair Willis and Blake Grimsley of the UA athletics media relations office (520-621-4163)..

Contents

General Information	1-2
2010 Football Outlook	3-4
2010 Rosters, Depth Chart	5-9
Head Coach Mike Stoops	10
Offensive Coordinator Bill Bedenbaugh	11
Offensive Coordinator Seth Littrell	11
Defensive Coordinator Greg Brown	12
Defensive Coordinator Tim Kish	12
Inside Receivers Coach Garret Chachere	13
Special Teams Coordinator Jeff Hammerschmidt	13
Outside Receivers Coach Dave Nichol	14
Quarterbacks Coach Frank Scelfo	14
DL Coach Mike Tuiasosopo	15
Operations Director Erick Harper, Dave Emerick	15
Graduate Assistants Matt Rice, Ryan Walters	16
Strength Coaches Corey Edmond, Brian Odom	16
Football Support Staff	16-17
2010 Arizona Returning Player Biographies	18-30
Newcomer Biographies	31-32
2010 Opponents, Pac-10 Schedule, Series Records	33-35
Pacific-10 Conference, 2010 Bowls	36
2009 Season in Review, Statistics	37-46
Arizona vs. All-Time Opponents	47-48
Year-by-Year Coaching Records, Historical Assistants	48-50
Year-by-Year Football Scores	51-57
UA Football on Television	57-58
Arizona in the NFL Ranks	58-61
Arizona All-Americans, National Honors	61-63
Conference Honors and Award	63-66
Arizona Players in All-Star Games	66
All-Time Lettermen	67-70
Noted Arizona Alums	70
Arizona Football Records	71-84
Arizona in the AP Poll, vs. Ranked Tea	84-85
Arizona Tradition	85
Bowl Game History	86-87
Arizona Sports Hall of Fame	88
Arizona Stadium; attendance history	89
Tucson, Arizona; University of Arizona	90
University President Robert Shelton	90
Athletics Director Greg Byrne	90
2010 Broadcast Partners, Outlet, Media Policy	91
Year-by-Year Offense and Defense chart	92

Arizona Football

Football Office Phone: 520-621-4917

Mike Stoops (Iowa '86) **Head Football Coach**, 7th year (25-34)
 email..... stoops1@arizona.edu
 Administrative Assistant:..... Kelly Hooker (520-621-5355)
Bill Bedenbaugh..... **Co-Offensive Coordinator/OL**, 4th year
 email..... wbedenba@arizona.edu
Greg Brown..... **Co-Defensive Coordinator/DB**, 1st year
 email..... browng@email.arizona.edu
Tim Kish..... **Co-Defensive Coordinator/LB**, 7th year
 email..... tkish@arizona.edu
Seth Littrell..... **Co-Offensive Coordinator/TE/RB**, 2nd year
 email..... slittrel@arizona.edu
Garret Chachere..... **Inside Receivers coach**, 2nd year
 email..... gchacher@email.arizona.edu
Jeff Hammerschmidt..... **Defensive Ends/Special Teams**, 3rd year
 email..... hammer15@email.arizona.edu
Dave Nichol..... **Outside Receivers coach**, 3rd year
 email..... dlnichol@email.arizona.edu
Frank Scelfo..... **Quarterbacks coach**, 1st year
 email..... fscelfo@email.arizona.edu
Mike Tuiasosopo..... **Defensive Tackles coach**, 7th year
 email..... mtui@arizona.edu
Erick Harper..... **Assoc AD/Football Operations**, 7th year
 520-621-5252..... eharper@arizona.edu
Dave Emerick..... **Assistant Director of Operations**, 1st year
 520-621-8037..... emerick@email.arizona.edu
Corey Edmond..... **Director of Performance Enhancement**, 7th year
 520-626-1919..... cedmond@arizona.edu
Brian Odom..... **Assistant Strength Coach**, 6th year
 520-621-4570..... odom@arizona.edu
Matt Rice..... **Offensive Graduate Assistant**, 3rd year
 email..... ricem@arizona.edu
Ryan Walters..... **Defensive Graduate Assistant**, 1st year
 email..... waltersr@arizona.edu
 Kris Heavner Video Assistant, 3rd year
 Email..... heavner@arizona.edu
 Ana Verdin 520-621-4882, Administrative Assistant
 Kim Herrington 520-621-4917, Administrative Assistant
 Wendell Neal..... Assoc. AD/Equipment Services, 520-621-4888
 Tim Pfennig..... Football Equipment Services, 520-621-2294
 Tim Cummins..... Football Video Services, 520-621-8406
 Randy Cohen..... Director of Medical Services, 520-621-0820
 Jenny Allen..... Assistant Trainer, football, 520-621-9169
 Adam Garmon..... Assistant Trainer, football, 520-621-3040
 Don Porter, M.D. Team Physician, 520-621-2724
 Mike Meade Director, CATS Academics, 520-626-5821
 Suzy Mason Assoc. AD/Event Management, 520-621-6484
 James Francis..... Assoc. D/Marketing-Ticketing, 520-621-5448
 Darren Graessle..... Director of Ticket Office, 520-621-1677
 Mike Lowery..... Web site coordinator, 520-621-9485
 Steve Kozachik Assoc. AD/Facilities, 520-621-2129

Final 2009 Pacific-10 Conference Standings

	Conf	Overall		
Team	W-L	W-L	Home	Away
1. Oregon	8-1	10-3	7-0	3-3
2. Arizona	6-3	8-5	5-1	3-4
Oregon State	6-3	8-5	4-2	4-3
Stanford	6-3	8-5	6-1	2-4
5. USC	5-4	9-4	4-2	5-2
California	5-4	8-5	4-2	4-3
7. Washington	4-5	5-7	5-2	0-5
8. UCLA	3-6	7-6	4-2	3-4
9. Arizona State	2-7	4-8	3-4	1-4
10. Wash. State	0-9	1-11	1-6	0-5

Bowl Results: Rose-Ohio State 26, Oregon 17; Holiday-Nebraska 33, Arizona 0; Las Vegas-BYU 44, OSU 20; Sun-OU 31, Stanford 27; Emerald-USC 24, BC 13; Poinsettia-Utah 37, Cal 27; Eagle Bank-UCLA 30, Temple 21

2010 Arizona Football



Athletics Directory

Greg Byrne (Arizona State '94).....thletics Director, 520-621-4622
 Brenda Fillipelli..... Executive Assistant to Mr. Byrne, 520-621-4622
 Rocky LaRose..... Senior Associate AD/SWA, 520-621-2473
 John Perrin..... Senior Associate AD/Finance, 520-621-4320
 James Francis.... Senior Assoc. AD/External Operations, 520-621-8001
 Scott Shake..... Senior Associate AD/Major Gifts, 520-621-8110
 Erika Barnes..... Associate AD, Development, 520-626-8443
 Becky Bell..... Associate AD/CATS Life Skills, 520-621-5339
 Phoebe Chalk..... Assoc. AD/Development, 520-621-5250
 Randy Cohen..... Assoc. AD, Medical Services, 520-621-0820
 Ryan Hansen..... Assoc. AD/Annual Giving, 520-626-8400
 Erick Harper..... Associate AD, Football Operations, 520-621-5252
 Steve Kozachik..... Assoc. AD/Facilities/Projects, 520-621-2129
 Judi Kessler..... Associate AD, Development, 520-621-0888
 Suzy Mason..... Assoc. AD/Events & Media Relations, 520-621-6484
 Bill Morgan..... Associate AD/Compliance, 520-621-5692
 Wendell Neal..... Assoc. AD/Equipment, 520-621-4888
 Oscar Portillo..... Assoc. AD/Finance, 520-621-4591
 Frankie Acosta..... Asst. AD, Letterwinners & Giving 520-621-9272
 Lee Deleon..... Asst. AD/Annual Giving/Major Gifts, 520-626-0921
 Beth Megerle..... Asst. AD/Ticket & Donor Technology, 520-621-2874
 Don Porter, M.D..... Team Physician, 520-621-2724
 Ben Lorenzen..... General Manager-IMG, 520-626-5538
 Tom Theodorakis Reg. Director, Annual Giving/Phoenix, 520-306-0089
 Brian Jeffries..... Dir. of Broadcasting-IMG; play-by-play, 520-626-7660
 (Complete staff Directory at arizonawildcats.com)

Arizona Future Schedules - TBA

2011 Tentative Schedule		2012 Tentative Schedule	
Sept. 3	Northern Arizona	Sept. 1	Toledo
Sept. 10	at Oklahoma St.	Sept. 8	Oklahoma State
Sept. 17	TBA	Sept. 15	TBA
Sept. 24	at USC	Sept. 22	at Washington St.
Oct. 1	at Oregon State	Sept. 29	Oregon State
Oct. 8	Oregon	Oct. 6	at UCLA
Oct. 15	UCLA	Oct. 13	USC
Oct. 22	at Washington	Oct. 20	California
Oct. 29	at California	Oct. 27	at Stanford
Nov. 5	Washington St.	Nov. 3	Washington
Nov. 12	Stanford	Nov. 10	at Oregon
Dec. 3	at Arizona State	Nov. 24	Arizona State

Athletics Web Site..... arizonawildcats.com

Arizona Ticket Office520-621-2287, 800-452-2287

Athletics Media Relations/Communications

Tom Duddleston Jr.(FB)..... Sports Information Director, 520-621-4163
 tduddles@arizona.edu, 419-9236 cell
 Richard Paige..... Associate Director, 520-621-4163
 rpaige@arizona.edu, 850-2118 cell
 Blair Willis..... Assistant SID (FB), 520-621-4163
 bmw23@email.arizona.edu, 419-22979 cell
 TBA..... Assistant SID, 520-621-4163
 Blake Grimsley..... Media Relations assistant, 520-621-4163
 grimsley@email.arizona.edu, 714-606-3057 cell
 Office Fax:..... 520-621-2681
 Arizona Stadium Press Box..... 520-621-2801; 621-2803
Media Relations Mailing Address:
 McKale Center Rm. 106, University of Arizona, Tucson, AZ 85721-0096



Greg Byrne was appointed the University of Arizona's 11th athletics director on March 22, 2010. (Bio: p. 90)

Wildcat Head Coaches

Andy Lopez..... Baseball, 520-621-4102
 Niya Butts..... Women's Basketball, 520-621-4014
 Sean Miller..... Men's Basketball, 520-621-4813
 Laura Ianello..... Women's Golf, 520-621-5777
 Rick LaRose..... Men's Golf, 520-621-4658
 Bill Ryden..... Women's Gymnastics, 520-621-4777
 Lisa Oyen..... Women's Soccer, 520-621-8775
 Mike Candrea..... Softball, 520-621-4920
 Frank Busch..... Men's and Women's Swimming, 520-621-2131
 Tad Berkowitz..... Men's Tennis, 520-621-4626
 Vicky Maes..... Women's Tennis, 520-621-4915
 Fred Harvey .. Men's and Women's T&F, Cross Country, 520-621-4829
 Dave Rubio..... Women's Volleyball, 520-621-2856

2010 Arizona Football

2010 Outlook

Arizona head coach **Mike Stoops** has turned two critical corners for the UA football program in the past two years – returning the Wildcats to the bowls and returning the team to the national rankings. The 2010 club has the talent, depth, coaching and confidence to continue that progress and put Arizona in contention for the league championship.



A year ago Arizona played on Nov. 21 with a potential Pac-10 title on the line, and lost in double overtime. It then reeled off two road victories to cement a second-place league finish and berth in the Holiday Bowl. The finale on the road was one of the three victories in the Los Angeles Coliseum by a team other than the home squad in its past 51 games in the place.

UA's prospects for this year hinge on a solid returning nucleus of starters on offense and making a smooth transition filling in for departed defenders. Spring ball showed both units have the necessary manpower, along with a strong kicking game.

OFFENSE

One way of looking at UA's returning strength on offense is Phil Steele publications' "yards-back" chart. Arizona is 15th in the nation in percentage of its offensive yardage returning – 91.5 percent. In other words, guys who generated 350 yards per game are back.



Junior QB Nick Foles

And yards don't count for some other proficient leaders – senior center Colin Baxter and graduate tackle Adam Grant. Those two will anchor a front that's deep and led by fellow starters Vaughn Dotsy and Conan Amituanai at guard, with Phillip Garcia or Jack Julsing stepping up to man the other tackle spot.

Senior guard Jovon Hayes had a solid spring and could contend for a starting role, with younger players Chris Putton (G), center Kyle

Quinn (C) and tackle Eric Bender-Ramsay eager to earn some time.

UA's quarterback situation is solid with juniors Nick Foles, Matt Scott and Bryson Beirne each having moments in spring. Foles is the 10-game starter who completed 63 percent of his throws for 19 scores and 2,486 yards and is a proven threat who's capable of prolific numbers. Scott has 15 games' worth of experience and improved his passing dramatically in

spring ball, while Beirne's consistency and grasp of game plans makes him a terrific No. 3.

On the outside, junior receiver Juron Criner is poised for stardom after catching 45 throws for 582 yards and nine scores as a sophomore. His go-to ability could be a huge key, along with others outside including Travis Cobb, Gino Crump and incoming juco threat Dexter Ransom.

Inside junior receivers David Roberts (43), David Douglas (31) and Bug Wright (23) also are back and eager to move forward. Travis Cobb and Terrence Miller will add experienced depth in the corps and senior tight end A.J. Simmons now has a full year's worth of starting in his repertoire.



Junior WR Juron Criner

The Cats' running game is in good hands with senior Nic Grigsby (2,424, 20 TD), junior Keola Antolin (1,162, 14 TD) and soph Greg Nwoko, who filled in for both at times in his first year. Sophomore H-back Taimi Tutogi, 6-2, 258, saw action at tailback in spring ball as well, along with redshirt freshmen Daniel Jenkins and Kylan Butler. The competition here will be one of UA's hottest and should put a hot back on the field. Notable, too, is that all of those guys can catch the ball out of the backfield. Nwoko had 18 catches in his first campaign a year ago.



Senior center Colin Baxter

UA's offensive chemistry will also derive from its new leadership, co-coordinators Bill Bedenbaugh (OL) and Seth Littrell (RB/TE), and new quarterbacks coach Frank Scelfo. It all worked well in spring. The toughness Bedenbaugh and Littrell bring to the table should make the Cats a positive short-yardage squad and good in tough situations. Scelfo's experience

2010 Arizona Football

coaching Sunday-level signal callers also brings a solid dimension to the mix. The other members of the offensive brain trust are outside receivers coach Dave Nichol and inside receivers coach Garret Chachere.

DEFENSE

Replacing seven departed defensive starters won't be easy, but it won't be as stressful as it was several years ago. UA's performance enhancement program under strength coach Corey Edmond has a solid track record of turning youngsters into men. And new co-coordinators Tim Kish (LB) and Greg Brown (DB) showed a synergy in spring ball that will go a long way to keeping Arizona's defense in the nation's top 25.



Senior DE Brooks Reed

Mike Stoops' love for that side of play is evident, and when he puts his stamp on things it almost always involves defense. The focus helped Arizona recover the swagger that other UA clubs under Tony Mason, Larry Smith and Dick Tomey developed since UA joined the Pac-10 in 1978.

At the third level, Brown's work with Trevin Wade (CB), Joe Perkins (FS), Robert Golden (S/CB), Marcus Benjamin (CB), Adam Hall (S), Anthony Wilcox (CB/S), Mike Turner (CB) and Lyle Brown (CB), chiefly, shows UA will be flexible and deep, whether employing Stoops' beloved zone principles or some pressure and man coverage that Brown and Kish have crafted.

Kish's work replacing three starting linebackers centered in spring on sophomore Jake Fischer, mid-year jucos Derek Earls and Paul Vassallo, soph R.J. Young, and redshirt freshman Trevor Erno. C.J. Parish, a JC transfer who saw some action last year, also is in there plus cross-trained up front at end in some of the quirks Kish and Brown developed. Fischer is clearly a bet for one starting job, with the JC guys, Young and Erno probable contenders for the other two.




Junior CB Trevin Wade

Up front, line coach Mike Tuiasosopo and ends coach Jeff Hammerschmidt have a deep group. Veteran tackles Lolomana Mikaele and Dominique Austin will have to fend off challenges from redshirts Sione Tuihalamaka, Jonathan Hollins and Justin Washington, with Jowyn Ward also contending. On the edge, senior defensive ends Brooks Reed and Ricky Elmore give UA a tremendous pair, with juniors D'Aundre Reed and Apaiaata Tuihalamaka also making strides in spring. The Cats bring in two freshmen ends and four freshmen tackles to strengthen the group and keep the continuity going.

SPECIAL TEAMS

Alex Zendejas showed he had some ice in his veins with a game-winning field goal as time expired at ASU in 2009, a trick his uncle Max pulled off a few times in establishing most of Arizona's kicking records. Alex was 17 for 22 on the season including four in a game twice to tie one of Max's marks. In a perfect world, about 20 attempts for a kicker is optimum; it means the team is scoring touchdowns. UA had 38 offensive



scores and wants some more in 2010, by boosting red-zone performance.

Senior punter Keenyn Crier, the first-team all-league pick as a freshman, brings a career 42.9-yard average and the ability to be a big factor. His leg has produced 40 career kicks of 50 yards or more and a consistent season would put him in the hunt for league and national honors.

Junior PK Alex Zendejas

Bug Wright's punt return prowess earned him some attention from the College Football Performance Awards, as a top 2010 trophy candidate for the role. He averaged 19.1 yards on 14 returns in 2009, and added a 29.8-yard average for four kickoff returns. Travis Cobb averaged 25.4 yards on 30 KOR in his transfer year in '09 and brings explosiveness there, with a 95-yard return for a TD against WSU.

UA's coverage units have performed well under coordinator Jeff Hammerschmidt, and one big play helped win a game – a punt block returned for a score at ASU. Look for Arizona to possibly take more chances to make it happen again.

NOTES...

...UA's all-league returnees include second-team picks Colin Baxter, Adam Grant and Trevin Wade, with Nick Foles and Ricky Elmore nabbing honorable mention, as did Brooks Reed the year before. Baxter (Outland Trophy) and Wade (Nagurski Trophy) earned preseason nods... UA enters the year with five games pre-selected for television, all on the ABC/ESPN family. The opener at Toledo, a home match two weeks later against Iowa, the USC and Oregon games in late November and the ASU game on Dec. 2 all will be televised. Two of those are on Fridays (Toledo/IO) with a third on Thursday (ASU)... The home schedule in 2010 includes seven games -- Citadel, Iowa, Cal, OSU, Washington, USC and ASU... A year similar to the past two will move Mike Stoops into the fifth slot in its career coaching victories list at 41. Stoops could move into the No. 3 spot next year with 15 more wins... Arizona spent four weeks in the rankings and reached No. 18 in the AP poll on Nov. 8, 2009. Those were the first rankings since Dick Tomey's 2000 club spent three weeks in the poll and checked out after a No. 24 ranking in October...

2010 Arizona Football

2010 Arizona Football Alphabetical Roster

* has used redshirt year + non-scholarship

No.	Name	Pos.	Ht.	Wt.	DOB	Yr.	Exp.	Hometown (High school)
13	Cameron Allerheiligen	QB	6-3	200	12-11-91	Fr.	HS	Keller, Texas (Keller)
55	Conan Amituanai	OG	6-4	335	1-20-88	Sr.*	2L	Long Beach, Calif. (Poly)
2	Keola Antolin	RB	5-8	195	1-14-90	Jr.	2L	Las Vegas, Nev. (Bishop Gorman)
92	Dominique Austin	DT	6-4	292	11-11-90	Jr.	2L	La Puente, Calif. (Bishop Amat)
59	Jake Baratz	C/G	6-5	282	9-10-90	Fr.*	RS	Naperville, Ill. (North)
86	Jack Baucus	TE	6-6	255	12-22-90	Fr.*	RS	Mundelein, Ill. (Carmel Catholic)
68	Mickey Baucus	OL	6-8	275	2-13-92	Fr.	HS	Mundelein, Ill. (Carmel Catholic)
64	Colin Baxter	C	6-4	295	7-31-87	Sr.*	3L	Rolling Hills, Calif. (Peninsula)
17	Bryson Beirne	QB	6-3	225	10-9-88	Jr.*	2L	Honolulu, Hawaii (Mid-Pacific Institute)
69	Eric Bender-Ramsay	OL	6-6	325	5-28-90	Fr.*	RS	Carson, Calif. (Narbonne)
7	Marcus Benjamin	CB	6-0	190	1-3-87	Sr.	1L	St. Martinville, La. (Westgate/Arizona Western)
20	Kyle Benson	LB	6-2	221	12-24-91	Fr.	HS	Tempe, Ariz. (Corona del Sol)
72	Trace Biskin	OL	6-5	295	12-3-89	So.*	SQ	Westlake Village, Calif. (Oaks Christian)
17	John Bonano	K	6-0	180	11-29-89	Jr.	1L+	Salinas, Calif. (Palma)
32	Lyle Brown	DB	5-10	175	2-28-89	Jr.	1L	Castle Rock, Colo. (Douglas County/Glendale CC)
61	Rylan Browner	OL	6-3	282	5-1-91	So.	SQ+	Cincinnati, Ohio (Montgomery Bell Academy, TN)
15	Dan Buckner**	WR	6-4	208	5-31-90	Jr.	TR**	Allen, Texas (Allen/University of Texas)
23	Kylan Butler	RB	5-8	180	7-5-90	Fr.*	RS	Antioch, Calif. (De La Salle)
6	Travis Cobb	WR	6-0	180	8-5-87	Sr.	1L	Rocky Mount, N.C. (RMHS/Blinn College)
63	Brian Chacon	C/G	6-4	270	6-8-91	So.	SQ+	Long Beach, Calif. (Cypress)
47	Keenyn Crier	P	6-1	200	3-23-89	Sr.*	3L	Spring, Texas (Westfield)
82	Jeron Criner	WR	6-4	210	12-12-89	Jr.	2L	Las Vegas, Nev. (Canyon Springs)
40	Gino Crump	WR	6-2	210	8-8-88	Jr.*	SQ+	Washington, D.C. (Wilson/West Virginia)
39	Kyle Day	WR	5-11	180	7-1-88	Sr.*	1L+	Sahuarita, Ariz. (Sahuarita)
70	Vaughn Dotsy	OG	6-5	335	9-7-89	Jr.	2L	Ventura, Calif. (St. Bonaventure)
85	David Douglas	WR	6-1	198	6-27-89	Jr.	2L	McKinney, Texas (North)
40	Derek Earls	LB	6-3	235	4-5-90	Jr.	JC	Waconia, Minn. (Waconia/N.Dak. State College)
73	Fabbians Ebbele	OT	6-8	295	4-2-92	Fr.	HS	Chicago, Ill. (Simeon)
44	Ricky Elmore	DE	6-5	250	2-1-88	Sr.*	3L	Simi Valley, Calif. (Grace Brethren)
10	Trevor Erno	LB	6-1	230	12-15-90	Fr.*	RS	Lakewood, Calif. (Lakewood)
98	Aiulua Fanene	DL	6-4	280	11-3-92	Fr.	HS	Nu'uuli, American Samoa (Tafuna)
33	Jake Fischer	LB	5-11	220	8-30-90	So.	1L	Oro Valley, Ariz. (Ironwood Ridge)
4	Marquis Flowers	S	6-3	200	2-16-92	Fr.	HS	Phoenix, Ariz. (Millennium)
8	Nick Foles	QB	6-5	245	1-20-89	Jr.*	1L	Austin, Texas (Westlake/Michigan St.)
52	Spencer Fosnot	LS	6-1	190	11-23-90	So.	SQ	Phoenix, Ariz. (Desert Vista)
29	Trevor Foster	DB	6-0	205	8-4-87	Sr.*	2L	Ontario, Calif. (Colony)
99	Sanelia Fuimaono	DL	6-2	260	6-15-92	Fr.	HS	Kaneohe, Hawaii (Punahou)
67	Phillip Garcia	OT	6-7	330	9-2-88	Sr.*	1L	Montebello, Calif. (Schurr/Cerritos CC)
1	Robert Golden	S	5-11	200	9-13-90	Jr.	2L	Fresno, Calif. (Edison)
50	Chase Gorham	LS	6-2	225	4-29-92	Fr.	HS	Scottsdale, Ariz. (Chaparral)
43	Adam Gottschalk	S	6-1	205	4-19-90	Jr.	SQ+	Encino, Calif. (Crespi Carmelite)
26	Jourdan Grandon	CB	6-0	180	4-7-92	Fr.	HS	Avondale, Ariz. (Westview)
78	Adam Grant	OT	6-6	325	5-2-86	Gr.*	2L	Puyallup, Wash. (Puyallup)
5	Nic Grigsby	RB	5-10	190	12-26-88	Sr.	3L	Whittier, Calif. (California)
12	Adam Hall	S	6-4	212	9-15-89	So.	1L	Tucson, Ariz. (Palo Verde)
57	Jovon Hayes	OG	6-2	320	4-17-88	Sr.*	1L	Los Angeles, Calif. (Dorsey)
61	David Highberger	LS	6-1	185	2-7-90	So.*	SQ+	Northbrook, Ill. (Glenbrook North)
29	Austin Hill	WR	6-3	200	7-17-91	Fr.	HS	Corona, Calif. (Roosevelt)
93	Jonathan Hollins	DT	6-4	280	9-26-87	Jr.*	RS	Baton Rouge, La. (Redemptorist/Canyons)
3	Daniel Jenkins	RB	5-9	187	6-5-92	Fr.*	RS	Moreno Valley, Calif. (Rancho Verde)
39	William Jenkins	CB	6-0	200	5-20-90	So.*	SQ+	Moreno Valley, Calif. (Rancho Verde/Humboldt State)
77	Jack Julsing	OT	6-8	310	11-11-88	Sr.	1L	Moreno Valley, Calif. (Vista del Lago/Coll. of the Desert)
60	Carter Lees	OL	6-5	320	2-7-92	Fr.	HS	Sugar Land, Texas (Fort Bend Kempner)
36	Sean Lieb	WR	6-1	186	9-11-89	Jr.*	JC+	Phoenix, Ariz. (Brophy/Colorado/Phoenix College)
6	Jonathan McKnight	CB	5-11	175	1-25-91	Fr.	HS	River Ridge, La. (John Curtis)
71	Chris Merrill	DT	6-2	285	10-6-89	So.*	SQ	Scottsdale, Ariz. (Saguaro)
94	Lolomana Mikaele	DT	6-2	305	11-18-87	Sr.*	2L	Honolulu, Hawaii (Damien Memorial)
87	Terrence Miller	WR	6-4	225	1-16-92	So.	1L	Moreno Valley, Calif. (Rancho Verde)
96	Willie Mobley	DT	6-2	277	9-2-89	So.	JC	Eden Prairie, Minn. (Eden Prairie/Orange Coast CC)
14	Richard Morrison	WR	6-0	180	11-7-90	Fr.*	RS	Royce City, Texas (Royce City)
34	Greg Nwoko	RB	6-2	228	5-29-90	So.*	1L	Pflugerville, Texas (Pflugerville)
37	Oliver Padre	RB	5-10	200	4-4-88	Sr.	SQ+	Chatsworth, Calif. (Chatsworth)
54	C.J. Parish	LB	6-2	235	12-22-88	Sr.	1L	College Station, Texas (A&M Con/Blinn College)
32	Tommy Papillion	WR	6-4	200	12-28-89	So.	SQ+	Englewood, Colo. (Cherry Creek)
9	Joe Perkins	S	6-2	205	11-16-88	Sr.*	2L	Gardena, Calif. (Gardena/EI Camino CC)
90	Dan Pettinato	DE	6-4	235	4-24-92	Fr.	HS	Grass Valley, Calif. (Nevada Union)
62	Chris Putton	OG	6-4	295	6-14-91	Fr.*	RS	Glendale, Ariz. (Cactus)
76	Kyle Quinn	C/G	6-2	310	2-9-90	So.*	1L	Brentwood, Calif. (Liberty)
17	Derrick Rainey	CB	6-1	190	2-22-90	Fr.*	RS	Houston, Texas (Northbrook)

2010 Arizona Football

1	Dexter Ransom	WR	6-4	217	6-6-89	Jr.	JC	Seguin, Texas (Seguin/Blinn College)
42	Brooks Reed	DE	6-3	255	2-28-87	Sr.*	3L	Tucson, Ariz. (Sabino)
83	D'Aundre Reed	DE	6-4	258	1-1-88	Sr.*	3L	Moreno Valley, Calif. (Rancho Verde)
25	Josh Robbins	S	6-3	185	2-18-92	Fr.	HS	Tucson, Ariz. (Canyon del Oro)
81	David Roberts	WR	6-0	190	2-12-89	Jr.*	2L	Rancho Cucamonga, Calif. (Rancho Cucamonga)
4	Matt Scott	QB	6-3	195	9-20-90	Jr.	2L	Corona, Calif. (Centennial)
88	A.J. Simmons	TE	6-3	255	8-12-88	Sr.*	3L	Oakland, Calif. (Bishop O'Dowd)
11	Tyler Slavin	WR	6-2	190	1-29-92	Fr.	Hs	Corona, Calif. (Eleanor Roosevelt)
79	Trent Spurgeon	OT	6-7	270	5-27-92	Fr.	HS	Owasso, Okla. (Owasso)
75	Kirifi Leuta-Taula	DT	6-3	280	12-30-91	Fr.	HS	Garden Grove, Calif. (Servite)
53	Brett Thompson	DE	6-3	215	8-17-90	So.	SQ+	Tempe, Ariz. (Marcos de Niza)
58	Apaiata Tuihalamaka	DE	6-3	258	1-4-89	Jr.*	2L	Hawthorne, Calif. (Serra)
91	Sione Tuihalamaka	DT	6-2	275	9-18-91	Fr.*	RS	Hawthorne, Calif. (Serra)
2	Mike Turner	CB	5-11	175	10-8-87	Sr.*	2L	Manteca, Calif. (Manteca)
31	Taimi Tutogi	HB	6-1	258	1-2-91	So.	1L	Chula Vista, Calif. (Chula Vista)
97	Mohammed Usman	DE	6-2	240	4-1-89	Jr.	JC	Arlington, Texas (Bowie HS/Navarro CC)
41	Paul Vassallo	LB	6-3	240	12-16-89	Jr.	JC	Reno, Nev. (Bishop Manogue/Sierra CC)
80	Devin Veal	WR	5-11	188	8-22-88	Jr.*	1L	Sierra Vista, Ariz. (Buena)
24	Trevin Wade	CB	5-11	182	8-1-89	Jr.*	2L	Round Rock, Texas (Stony Point)
95	Jowyn Ward	DT	6-2	295	5-24-90	Jr.	2L	Katy, Texas (Mayde Creek)
43	Justin Washington	DT	6-2	275	7-29-91	Fr.*	RS	Cypress, Texas (Cypress Woods)
23	Mark Watley	S	6-1	180	4-15-90	So.*	SQ	Encino, Calif. (Crespi Carmelite)
16	Garic Wharton	WR	5-11	168	12-22-91	Fr.	HS	Las Vegas, Nev. (Valley)
3	Anthony Wilcox	S	6-2	205	2-26-86	Sr.	1L	Lakeland, Fla. (Jenkins/Compton, Calif., CC)
27	Sean Willet	WR	6-0	180	5-5-1991	Fr.	HS+	Mission Viejo, Calif. (Santa Margarita)
19	William Wright	WR	5-9	175	10-11-88	Jr.*	2L	Tatum, Okla. (Pauls Valley)
27	Victor Yates	S	5-11	202	5-29-88	Sr.*	SQ+	Tucson, Ariz. (Palo Verde)
51	R.J. Young	LB	5-11	232	8-3-90	So.*	1L	DeSoto, Texas (DeSoto)
14	Alex Zendejas	PK	5-11	190	8-17-89	Jr.*	2L	Glendale, Ariz. (Ironwood)
75	Shane Zink	OT	6-7	302	9-14-89	So.*	RS	Redding, Calif. (Enterprise/Shasta College)

(*must sit out 2010 as a transfer)

Fifth-year Seniors: OG Conan Amituanai, C Colin Baxter, P Keenyn Crier, WR Kyle Day, DE Ricky Elmore, OT Adam Grant, OG Jovon Hayes, DT Lolomana Mikaele, DE Brooks Reed, DE D'Aundre Reed, TE A.J. Simmons, CB Mike Turner, S Victor Yates

Seniors: CB Marcus Benjamin, WR Travis Cobb, OT Phillip Garcia, RB Nic Grigsby, OT Jack Julsing, LB Oliver Padre, LB C.J. Parish, S Anthony Wilcox

Juniors: RB Keola Antolin, DT Dominique Austin, QB Bryson Beirne, K John Bonano, CB Lyle Brown, WR Dan Buckner, WR Juron Criner, WR Gino Crump, OG Vaughn Dotsy, IR David Douglas, LB Derek Earls, QB Nick Foles, S Robert Golden, S Adam Gottschalk, DT Jonathan Hollins, WR Sean Lieb, WR Dexter Ransom, IR David Roberts, QB Matt Scott, DE Apaiata Tuihalamaka, DE Mohammed Usman, LB Paul Vassallo, WR Devin Veal, CB Trevin Wade, DT Jowyn Ward, IR Bug Wright, PK Alex Zendejas

Sophomores: OG Trace Biskin, OG Rylan Browner, C Brian Chacon, LB Jake Fischer, S Adam Hall, LS David Highberger, DB William Jenkins, S Nick Lenhart, DT Chris Merrill, WR Terrence Miller, DT Willie Mobley, RB Greg Nwoko, WR Tommy Papillion, C Kyle Quinn, LB Brett Thompson, RB Taimi Tutogi, S Mark Watley, WR Sean Willet, LB R.J. Young, OT Shane Zink

Redshirt Freshmen: OL Jake Baratz, TE Jack Baucus, OL Eric Bender-Ramsay, RB Kylan Butler, LB Trevor Erno, RB Daniel Jenkins, WR Richard Morrison, OL Chris Putton, CB Derrick Rainey, DT Sione Tuihalamaka

True Freshmen: QB Cameron Allerheiligen, OL Mickey Baucus, LB Kyle Benson, OT Fabbians Ebbele, DT Aiulua Fanene, S Marquis Flowers, DT Saneilia Fuimaono, CB Jourdan Grandon, WR Austin Hill, OL Carter Lees, CB Jonathan McKnight, DE Dan Pettinato, WR Tyler Slavin, OT Trent Spurgeon, DT Kirifi Taula, WR Garic Wharton

Lettered as True Freshmen: RB Keola Antolin (junior), DT Dominique Austin (junior), WR Juron Criner (junior), OG Vaughn Dotsy (junior), LB Jake Fischer (soph), S Robert Golden (junior), RB Nic Grigsby (senior), S Adam Hall (soph), WR Terrence Miller (soph), QB Matt Scott (junior), HB Taimi Tutogi (soph), DT Jowyn Ward (junior)

Pronunciation Guide

Allerheiligen	al-er-high-lih-gen (hard g)	Apaiata Tuihalamaka	ah-pie-AH-tah too-ee-hah-la-MAH-kah
Amituanai	ah-mee-TOO-uh-nigh	Sione Tuihalamaka	see-OH-nay
Beirne	burr-nee	Taimi Tutogi	TIE-mee tuh-TOE-gee (hard g)
Desciscio	dess-iss-see-OH-low	Usman	OOS-mahn
Ebbele	ebb-eh-lee	Vassallo	vuh-SAH-loh
Aiulua Fanene	eye-oo-LOO-ah fah-NAY-nay		
Saneilia Fuimaono	sah-nay-lee-ah foo-ee-mah-OH-no	Coaches	
Kirifi Taula	keh-REE-fee tah-OO-lah	Bill Bedenbaugh	BEED-in-boh
Lolomana Mikaele	loh-loh-MAH-nah mee-kah-AY-lay	Garret Chachere	Sash-er-ay
Nwoko	nuh-WOE-koe	Frank Scelfo	Sell-foe
Pettinato	pet-in-knot-oh	Mike Tuiasosopos	Too-ee-ah-suh-SOE-poe
D'Aundre Reed	dee-AHN-dray		

2010 Arizona Football

Arizona Numerical Roster

No.	Name	Pos	Class	Exp				
1	Robert Golden	S	Jr.	2L				
1	Dexter Ransom	WR	Jr.	JC				
2	Keola Antolin	RB	Jr.	2L				
2	Mike Turner	CB	Sr.*	2L				
3	Daniel Jenkins	RB	Fr.*	RS				
3	Anthony Wilcox	S	Sr.	1L				
4	Matt Scott	QB	Jr.	2L				
4	Marquis Flowers	S	Fr.	HS				
5	Nic Grigsby	RB	Sr.	3L				
6	Travis Cobb	WR	Sr.	1L				
6	Jonathan McKnight	CB	Fr.	HS				
7	Marcus Benjamin	CB	Sr.	1L				
8	Nick Foles	QB	Jr.*	1L				
9	Joe Perkins	S	Sr.*	2L				
10	Trevor Erno	LB	Fr.*	RS				
11	Tyler Slavin	WR	Fr.	HS				
12	Adam Hall	S	So.	1L				
13	Cameron Allerheiligen	QB	Fr.	HS				
14	Richard Morrison	WR	Fr.*	RS				
14	Alex Zendejas	PK	Jr.*	2L				
15	Dan Buckner**	WR	Jr.	TR**				
16	Garic Wharton	WR	Fr.	HS				
17	Bryson Beirne	QB	Jr.*	2L				
17	John Bonano	K	Jr.	1L+				
17	Derrick Rainey	CB	Fr.*	RS				
18	John Cardona	QB	So.	SQ+				
19	William Wright	WR	Jr.*	2L				
20	Kyle Benson	LB	Fr.	HS				
21	Terris Jones	RB	Fr.	HS+				
23	Kylan Butler	RB	Fr.*	RS				
23	Mark Watley	S	So.*	SQ				
24	Trevin Wade	CB	Jr.*	2L				
25	Josh Robbins	S	Fr.	HS				
26	Jourdan Grandon	CB	Fr.	HS				
27	Sean Willet	WR	Fr.	HS+				
27	Victor Yates	S	Sr.*	SQ+				
29	Trevor Foster	S	Sr.*	2L				
29	Austin Hill	WR	Fr.	HS				
31	Taimi Tutogi	HB	So.	1L				
32	Lyle Brown	DB	Jr.	1L				
32	Tommy Papillion	WR	So.	SQ+				
33	Jake Fischer	LB	So.	1L				
34	Greg Nwoko	RB	So.*	1L				
35	Kyrel Parker	WR	Fr.	HS+				
36	Sean Lieb	WR	Jr.*	JC+				
37	Oliver Padre	RB	Sr.	SQ+				
38	David Hill	FB						
39	Kyle Day	WR	Sr.*	1L+				
39	William Jenkins	CB	So.*	SQ+				
40	Gino Crump	WR	Jr.*	SQ+				
40	Derek Earls	LB	Jr.	JC				
41	Paul Vassallo	LB	Jr.	JC				
42	Brooks Reed	DE	Sr.*	3L				
43	Adam Gottschalk	S	Jr.	SQ+				
43	Justin Washington	DT	Fr.*	RS				
44	Ricky Elmore	DE	Sr.*	3L				
45	Spencer Larsen	WR	Fr.	HS+				
47	Keenyn Crier	P	Sr.*	3L				
48	Mike Cummings	LB	Fr.	HS+				
50	Chase Gorham	LS	Fr.	HS				
51	R.J. Young	LB	So.*	1L				
52	Spencer Fosnot	LS	So.	SQ				
53	Brett Thompson	DE	So.	SQ+				
54	C.J. Parish	LB/DE	Sr.	1L				
55	Conan Amituanai	OG	Sr.*	2L				
57	Jovon Hayes	OG	Sr.*	1L				
58	Apaiata Tuihalamaka	DE	Jr.*	2L				
59	Jake Baratz	C/G	Fr.*	RS				
60	Carter Lees	OL	Fr.	HS				
61	Rylan Browner	OL	So.	SQ+				
61	David Highberger	LS	So.*	SQ+				
62	Chris Putton	OG	Fr.*	RS				
63	Brian Chacon	C/G	So.	SQ+				
64	Colin Baxter	C	Sr.*	3L				
67	Phillip Garcia	OT	Sr.*	1L				
68	Mickey Baucus	OL	Fr.	HS				
69	Eric Bender-Ramsay	OL	Fr.*	RS				
70	Vaughn Dotsy	OG	Jr.	2L				
71	Chris Merrill	DT	So.*	SQ				
72	Trace Biskin	OL	So.*	SQ				
73	Fabbians Ebbele	OT	Fr.	HS				
75	Shane Zink	OT	So.*	RS				
75	Kirifi Leuta-Taula	DT	Fr.	HS				
76	Kyle Quinn	C/G	So.*	1L				
77	Jack Julsing	OT	Sr.	1L				
78	Adam Grant	OT	Gr.*	2L				
79	Trent Spurgeon	OT	Fr.	HS				
80	Devin Veal	WR	Jr.*	1L				
81	David Roberts	WR	Jr.*	2L				
82	Juron Criner	WR	Jr.	2L				
83	D'Aundre Reed	DE	Sr.*	3L				
83	Alex Monetta	TE	So.	SQ+				
85	David Douglas	WR	Jr.	2L				
86	Jack Baucus	TE	Fr.*	RS				
87	Terrence Miller	WR	So.	1L				
88	A.J. Simmons	TE	Sr.*	3L				
90	Dan Pettinato	DE	Fr.	HS				
91	Sione Tuihalamaka	DT	Fr.*	RS				
92	Dominique Austin	DT	Jr.	2L				
93	Jonathan Hollins	DT	Jr.*	RS				
94	Lolomana Mikaele	DT	Sr.*	2L				
95	Jowyn Ward	DT	Jr.	2L				
96	Willie Mobley	DT	So.	JC				
97	Mohammed Usman	DE	Jr.	JC				
98	Aiulua Fanene	DL	Fr.	HS				
99	Saneilia Fuimaono	DL	Fr.	HS				

2010 Arizona Football

Geographical Roster

Arizona

Jourdan Grandon, DB
 Chris Putton, OL
 Alex Zendejas, PK
 Jake Fischer, LB
 Marquis Flowers, S
 Spencer Fosnot, LS
 Kyle Day, WR
 Chase Gorham, LS
 Chris Merrill, DT
 Devin Veal, WR
 Kyle Benson, LB
 Brett Thompson, LB
 Brooks Reed, DE
 Josh Robbins, DB
 Adam Hall, DB
 Victor Yates, DB
 Avondale (Westview)
 Glendale (Cactus)
 Glendale (Ironwood)
 Oro Valley (Ironwood Ridge)
 Phoenix (Millennium)
 Phoenix (Desert Vista)
 Sahuarita (Sahuarita)
 Scottsdale (Chaparral)
 Scottsdale (Saguaro)
 Sierra Vista (Buena)
 Tempe (Corona del Sol)
 Tempe (Marcos de Niza)
 Tucson (Sabino)
 Tucson (Canyon Del Oro)
 Tucson (Palo Verde)
 Tucson (Palo Verde)

California

Kirifi Taula, DT
 Kylan Butler, RB
 Kyle Quinn, C
 Eric Bender-Ramsay, OL
 Taimi Tutogi, DE
 Austin Hill, WR
 Matt Scott, QB
 Tyler Slavin, WR
 Conan Amituanai, OG
 Adam Gottschalk, DB
 Mark Watley, DB
 Delashaun Dean, WR
 Robert Golden, S
 Kirifi Taula, DL
 Joe Perkins, S
 Dan Pettinato, DE
 Apaiaata Tuihalamaka, DE
 Sione Tuihalamaka, DT
 Alex Monetta, TE
 Trevor Erno, LB
 Dominique Austin, DE
 Conan Amituanai, DT
 Jovon Hayes, OL
 Mike Turner, CB
 Phillip Garcia, OL
 Daniel Jenkins, RB
 William Jenkins, DB
 Jack Julsing, OL
 Terrance Miller, TE
 D'Aundre Reed, DE
 A.J. Simmons, TE
 Trevor Foster, S
 David Roberts, WR
 Shane Zink, OL
 Colin Baxter, C
 John Bonano, K
 Ricky Elmore, DE
 Adam Gottschalk, DB
 Vaughn Dotsy, OL
 Trace Biskin, OL
 Nic Grigsby, RB
 Anaheim (Servite)
 Antioch (De La Salle)
 Brentwood (Liberty)
 Carson (Narbonne)
 Chula Vista (Chula Vista)
 Corona (Eleanor Roosevelt)
 Corona (Centennial)
 Corona (Eleanor Roosevelt)
 Danville (San Ramon Valley)
 Encino (Crespi Carmelite)
 Encino (Crespi Carmelite)
 Fairfield (Fairfield)
 Fresno (Edison)
 Garden Grove (Servite)
 Gardena (Gardena/El Camino)
 Grass Valley (Nevada Union)
 Hawthorne (Serra)
 Hawthorne (Serra)
 Kentfield (Bridgeton Academy, Maine)
 Lakewood (Lakewood)
 La Puente (Bishop Amat)
 Long Beach (Poly)
 Los Angeles (Dorsey)
 Manteca (Corona)
 Montbello (Schurr/Cerritos CC)
 Moreno Valley (Rancho Verde)
 Moreno Valley (Rancho Verde)
 Moreno Valley (Vista del Lago)
 Moreno Valley (Rancho Verde)
 Moreno Valley (Rancho Verde)
 Oakland (Bishop O'Dowd)
 Ontario (Colony)
 Rancho Cucamonga (RCHS)
 Redding (Enterprise)
 Rolling Hills (Peninsula)
 Salinas (Palma)
 Simi Valley (Grace Brethren)
 Tarzana (Crespi Carmelite)
 Ventura (St. Bonaventure)
 Westlake Village (Oaks Christian)
 Whittier (California)

Texas

Dan Buckner, WR
 Mohammed Usman, DE
 Nick Foles, QB
 C.J. Parish, LB
 Justin Washington, DT
 R.J. Young, LB
 Derrick Rainey, DB
 Jowyn Ward, DL
 Cam Allerheilgen, QB
 David Douglas, WR
 Greg Nwoko, RB
 Trevin Wade, CB
 Richard Morrison, WR
 Dexter Ransom, WR
 Keenyn Crier, P
 Carter Lees, OG

Colorado

Lyle Brown, CB
 Tommy Papillion, WR
 Castle Rock (Douglas County)
 Englewood (Cherry Creek)

Hawaii

Bryson Beirne, QB
 Lolomana Mikaele, DT
 Saneilia Fuimaono, DL
 Honolulu (Mid-Pacific)
 Honolulu (Damien Memorial)
 Kaneohe (Punahou)

Illinois

Trevor Laue, OL
 Fabbians Ebbele, OL
 Jack Baucus, TE
 Mickey Baucus, OL
 Jake Baratz, OL
 David Highberger, LS
 Barrington (Barrington)
 Chicago (Simeon)
 Mundelein (Mt. Carmel)
 Mundelein (Mt. Carmel)
 Naperville (North)
 Northbrook (Glenbook North)

Louisiana

Jonathan Hollins, DT
 Jonathan McKnight, DB
 Marcus Benjamin, DB
 Baton Rouge (Redemptorist/Canyons)
 River Ridge (John Curtis)
 St. Martinville (Westgate/Ariz Western)

Minnesota

Willie Mobley, DT
 Derek Earls, LB
 Eden Prairie (Eden Prairie)
 Waconia (Waconia)

Ohio

Rylan Browner, OL
 Cincinnati (Bell Academy, Tenn.)

Oklahoma

Trent Spurgeon, OL
 William Wright, WR
 Owasso (Owasso)
 Tatum (Pauls Valley)

Nevada

Keola Antolin, RB
 Juron Criner, WR
 Garic Wharton, WR
 Paul Vassallo, LB
 Las Vegas (Bishop Gorman)
 Las Vegas (Canyon Springs)
 Las Vegas (Valley)
 Reno (Bishop Manogue)

North Carolina

Travis Cobb, WR
 Rocky Mount (RMHS/Blinn)

Washington

Adam Grant, OT
 Puyallup (Puyallup)

Washington, D.C.

Gino Crump, WR
 (Wilson)

American Samoa

Aiulua Fanene, DL
 Nu'uuli (Tafuna)

Arizona coaches' recruiting areas:

Mike Stoops – all areas; Greg Brown – Dallas, east Texas, Arizona; Bill Bedenbaugh – Houston, Illinois; Garret Chachere – Orange County (Calif.), Nevada; Jeff Hammerschmidt – Northern California, San Diego County; Tim Kish – Phoenix, Inland Empire (Calif.); Seth Littrell – Houston, Central Texas, Oklahoma; Dave Nichol – Southern Arizona, California Central Valley; Frank Scelfo – Dallas, east Texas, Louisiana; Mike Tuiasosopo – Central Los Angeles, Hawaii

2010 Arizona Football

Preseason Depth Chart

OFFENSE

Pos	#	Player	Height, weight, exp.	Career starts	Fall Recruits
X	82	Juron Criner	6-4, 210, Jr.-2L	8	Tyler Slavin
	40	Gino Crump	6-2, 210, Jr.*-TR	-	Austin Hill
SHB	85	David Douglas	6-1, 198, Jr.-2L	4	Garic Wharton
or	19	William Wright	5-9, 175, Jr.*-2L	2	
TE	88	A.J. Simmons	6-3, 255, Sr.*-3L	9	
	86	Jack Baucus	6-6, 255, Fr.*-RS	-	
STE	81	Dave Roberts	6-0, 190, Jr.*-2L	6	
	87	Terrence Miller	6-4, 225, So.-1L	-	
LT	78	Adam Grant	6-6, 325, Gr.*-3L	18	Trent Spurgeon
	77	Jack Julsing	6-8, 295, Sr.-1L	-	
or	69	Eric Bender-Ramsay	6-6, 324, Fr.*-RS	-	Fabbians Ebbele
LG	55	Conan Amituanai	6-4, 335, Sr.*-2L	6	Carter Lees
	62	Chris Putton	6-4, 295, Fr.*-RS	-	
C	64	Colin Baxter	6-4, 295, Sr.*-3L	37	
	76	Kyle Quinn	6-2, 310, So.*-1L	-	
RG	70	Vaughn Dotsy	6-5, 335, Jr.-2L	9	-
or	57	Jovon Hayes	6-2, 300, Sr.*-1L	-	
RT	67	Phillip Garcia	6-7, 330, Sr.*-1L	2	Mickey Baucus
or	77	Jack Julsing	6-8, 295, Sr.-1L	-	
QB	8	Nick Foles	6-5, 245, Jr.*-1L	10	Cam Allerheiligen
	4	Matt Scott	6-3, 195, Jr.-2L	3	
	17	Bryson Beirne	6-3, 225, Jr.*-2L	-	
RB	5	Nic Grigsby	5-10, 190, Sr.-3L	28	
or	2	Keola Antolin	5-8, 186, Jr.-2L	4	
	34	Greg Nwoko	6-2, 220, So.*-1L	1	
	31	Taimi Tutogi	6-2, 258, So.-1L	-	
	3	Daniel Jenkins	5-9, 187, Fr.*-RS	-	
	23	Kylan Butler	5-8, 180, Fr.*-RS	-	
HB	31	Taimi Tutogi	6-2, 258, So.-1L	-	
Z	6	Travis Cobb	6-0, 180, Sr.-1L	-	Dexter Ransom

DEFENSE

DE	44	Ricky Elmore	6-5, 250, Sr.*-3L	22	Mohammed Usman
	83	D'Aundre Reed	6-4, 248, Sr.*-3L	7	
DT	91	Sione Tuihalamaka	6-2, 280, Fr.*-RS	-	
	92	Dominique Austin	6-4, 292, Jr.-2L	-	Willie Mobley
or	93	Jonathan Hollins	6-4, 280, Jr.*-RS	-	Kirifi Taula
NT	94	Lolomana Mikaele	6-2, 305, Sr.*-2L	4	Saneilia Fuimaono
	95	Jowyn Ward	6-2, 295, Jr.-2L	-	Aiulua Fanene
or	43	Justin Washington	6-2, 275, Fr.*-RS	-	
DE	42	Brooks Reed	6-3, 255, Sr.*-3L	13	Dan Pettinato
	58	Apaiata Tuihalamaka	6-3, 245, Jr.*-2L	-	
SLB	33	Jake Fischer	5-11, 220, So.-1L	-	Kyle Benson
	54	C.J. Parish	6-2, 235, Sr.-1L	-	
MLB	40	Derek Earls	6-3, 235, Jr.-JS	-	
	10	Trevor Erno	6-1, 230, Fr.*-RS	-	
WLB	41	Paul Vassallo	6-3, 240, Jr.-JC	-	
or	51	R.J. Young	5-11, 232, So.*-1L	-	
SS	1	Robert Golden	5-11, 190, Jr.-2L	13	Josh Robbins
	3	Anthony Wilcox	6-2, 205, Sr.-1L	-	
CB	7	Marcus Benjamin	6-0, 185, Sr.-1L	-	Jourdan Grandon
	2	Mike Turner	5-11, 175, Sr.*-2L	-	
FS	9	Joe Perkins	6-2, 205, Sr.*-2L	-	Marquis Flowers
	12	Adam Hall	6-4, 212, So.-1L	-	
CB	24	Trevin Wade	5-11, 182, Jr.*-2L	13	Jonathan McKnight
	32	Lyle Brown	5-10, 175, Jr.-1L	-	

SPECIALISTS

P	47	Keenyn Crier	6-1, 200, Sr.*-3L	38	
PK	14	Alex Zendejas	5-11, 190, Jr..*-2L	13	
LS	52	Spencer Fosnot	6-1, 190, So.-SQ	-	Chase Gorham
Returns		Bug Wright, Travis Cobb, David Douglas, Richard Morrison			

*Has used redshirt year

Head Coach Mike Stoops

Year in Coaching: 26th
Year at Arizona: Seventh

Mike Stoops, the 28th head football coach in Arizona's century-plus football history, took over a 2-10 program and turned it into a championship contender and bowl champion, taking no shortcuts along the way.

His recruiting success and the player development program under his guidance have given Arizona a roster deep with talent and full of players who own the same fortitude he brings to work every day.

His background in national-caliber football as a player and coach helped pave the way in Tucson, with improvement across the board from day one. His teams have beaten ranked squads each of his years at UA and last year he helped return the Wildcats to the national rankings. He's begun a succession of bowl appearances.

Toughness, passion and accountability mark his style and program, along with his coaching love – defense. His recent work on the other side of the ball has helped refine his head coaching system into one of balance and consistency.

Under Stoops' direction, Arizona again slots players annually in the NFL Draft, earns first-team All-Pac-10 accolades, competes with the best... while the players comport themselves on and off the field as student-athletes and citizens befitting an institution of higher education.

Prior to his arrival in Tucson in December 2003, Stoops' coaching development took place at three stops – Iowa under Hayden Fry, Kansas State under Bill Snyder and Oklahoma under his brother, Bob. The theme at each was similar: build a foundation and then win. During his 18 years with those programs he helped build a combined record of 158-48-4, and remains among those credited with the success of the three programs including the 2000 national title year at OU.

At Arizona, Stoops endured some growing pains incorporating his system, wrapping up 2004 and 2005 with 3-8 years. Throughout, he and his staff worked tirelessly to recruit the kinds of players he helped mold into Lombardi, Butkus, Nagurski and Thorpe awards winners at Oklahoma. Three years into the effort, Arizona cornerback Antoine Cason added his name to the list of honorees Stoops helped develop.

His third and fourth Arizona clubs kept improving but didn't come through with finishing efforts in key games, finishing 6-6 and 5-7, respectively.

It changed in 2008, when the Wildcats shed their decade-old mantle as a second-division squad and fought for a 5-4 league record and 8-4 overall mark to return UA to the bowl season. That trip culminated with a championship in the Las Vegas Bowl over BYU in a game marked by the Cats' resiliency and determination, as well as offensive fireworks and tough defense. The 8-5 mark was UA's best in 10 years.

Last year Arizona took the Pac-10 race to the wire, facing off in late November against Oregon with the Rose Bowl on the line. The Duck prevailed in two overtimes, but UA bounced back and won two rugged road games at ASU and USC to finish alone in second place and earn a slot in the Holiday Bowl at 8-4.

The Cats wasted the opportunity and Stoops, 48, would likely enjoy forgetting that game against Nebraska (33-0 loss), but its effect proved useful in underlining the program's determination in spring ball this year.

The head coach went through a bit of juggling on his staff in the offseason, and his work in that area looks to be one of the key moves in his tenure, assigning co-coordinators and bringing in a quarterback-dedicated assistant to work with UA's talented group.

That and his deep regard for defensive football put Arizona in good shape in 2010 and beyond.



Mike Stoops' Coaching History

1986	Graduate assistant coach	Iowa
1987	Graduate assistant coach	Oklahoma
1988	Volunteer coach (LB/DB)	Iowa
1989	Volunteer coach (LB/DB)	Iowa
1990	Volunteer coach (LB/DB)	Iowa
1991	Volunteer coach (LB/DB)	Iowa
1992	Defensive ends coach	Kansas State
1993	Defensive ends coach	Kansas State
1994	Defensive ends coach	Kansas State
1995	Defensive ends coach	Kansas State
1996	Co-defensive coordinator/DE	Kansas State
1997	Co-defensive coordinator/DB	Kansas State
1998	Assistant head coach; DC/DB	Kansas State
1999	Associate head coach; DC/DB	Oklahoma
2000	Associate head coach; DC/DB	Oklahoma
2001	Associate head coach; DC/DB	Oklahoma
2002	Associate head coach; DC/DB	Oklahoma
2003	Associate head coach; DC/DB	Oklahoma
2004	Head Coach (3-8)	Arizona
2005	Head Coach (3-8)	Arizona
2006	Head Coach (6-6)	Arizona
2007	Head Coach (5-7)	Arizona
2008	Head Coach (8-5)	Arizona
2009	Head Coach (8-5)	Arizona
Head Coaching Record:		33-39

Mike Stoops in bowl games

2009	Holiday Bowl	Arizona head coach
2008	Las Vegas Bowl	Arizona head coach
2003	Sugar Bowl	Oklahoma coordinator
2002	Rose Bowl	Oklahoma coordinator
2001	Cotton Bowl	Oklahoma coordinator
2000	Orange Bowl	Oklahoma coordinator
1999	Independence Bowl	Oklahoma coordinator
1998	Alamo Bowl	Kansas State coordinator
1997	Fiesta Bowl	Kansas State co-coordinator
1996	Cotton Bowl	Kansas State co coordinator
1994	Aloha Bowl	Kansas State assistant
1993	Copper Bowl	Kansas State assistant
1991	Holiday Bowl	Iowa volunteer assistant
1990	Rose Bowl	Iowa volunteer assistant
1988	Peach Bowl	Iowa volunteer assistant
1987	Holiday Bowl	Iowa graduate assistant
1984	Freedom Bowl	Iowa player
1983	Gator Bowl	Iowa player
1982	Peach Bowl	Iowa player
1982	Rose Bowl	Iowa player

The Mike Stoops File

Birth date:	Dec. 13, 1961, Youngstown, Ohio
Hometown:	Youngstown, Ohio
High School:	Cardinal Mooney, Youngtown
College:	University of Iowa, 1986
Playing Experience:	Iowa safety, 1981-84 UPI All-America (1st team) '84 1st-team All-Big Ten 1983, 1984 Chicago Bears rookie camp; AFL Pittsburgh Gladiators 1985
Family:	Wife, Nicole; daughter Payton; son Colton

+++


2010 Arizona Football

Bill Bedenbaugh, Co-Offensive Coordinator

Offensive Line Coach

Year in Coaching: 16th

Year at Arizona: Fourth



Bill Bedenbaugh enters his fourth year on the staff and moves into a more prominent role as co-offensive coordinator. He tutors the offensive line. His tenure as offensive line coach has been marked by consistency and the development of units that have propelled Arizona's offensive attack into one of the league's top producers.

He came to the Wildcat coaching staff after seven seasons at Texas Tech, joining UA's program in January 2007.

Bedenbaugh's familiarity with the spread offense while working with former UA offensive coordinator Sonny Dykes in Lubbock brought an important synergy to the Wildcats' attack. In its progression under Bedenbaugh and co-coordinator Seth Littrell, the attack is expected to keep UA's approach physical and incorporate quick-strike opportunities with playmakers.

Bedenbaugh, 38, spent 2005 and 2006 mentoring the offensive line in Lubbock but was connected with the high-power Red Raider offense since the 2000 season. He has focused on the offensive side of the ball for his entire coaching career.

He and the former Marydee Connor were married in July 2009. Their son, William III, was born July 6, 2010.

Recent Career Highlights

- Coached a unit that finished 10th nationally in 2009 with 13 total sacks allowed. The Cats were in the Pac-10's upper half in scoring, passing offense and rushing offense and had the third-lowest turnover total in the conference.
- Tutored center Colin Baxter to Rimington Trophy candidacy and he and tackle Adam Grant to 2nd-team All-Pacific-10 Conference honors in 2009.
- Helped tutor left tackle Eben Britton into a first-team All-Pac-10 pick in 2008, position himself for a second-round selection in the April 2009 NFL draft, and an eventual starting job as a rookie for the Jacksonville Jaguars.
- Crafted a rushing game that well complemented UA's passing attack in 2008, producing 131 yards per contest and scoring 33 touchdowns on the ground, second in the league.
- Helped produce a balanced offensive attack that averaged 402 yards per contest, UA's best in nine years and No. 5 in school history ('08).

Bedenbaugh's Coaching History

1995	Offensive Line Coach	Oklahoma Panhandle State
1996	OL Assistant	Valdosta State
1997-98	Grad Assistant/OL	Central Michigan
1999	OL/Running Game	Ferris State
2000-02	Grad Assistant/OL	Texas Tech
2003-04	Running Backs coach	Texas Tech
2005	Offensive line coach	Texas Tech
2006	Offensive line coach	Texas Tech
2007	OL/Running Game	Arizona
2008	OL/Running Game	Arizona
2009	OL/Running Game	Arizona
2010	Co-OC/OL	Arizona

Bedenbaugh in the Bowls

1996	NCAA D-II Playoffs	Valdosta State Coach
2000	Gallery Furniture Bowl	TTU assistant
2001	Alamo Bowl	TTU assistant
2002	Tangerine Bowl	TTU assistant
2003	Houston Bowl	TTU assistant
2004	Holiday Bowl	TTU assistant
2006	'05 Cotton Bowl	TTU assistant
2006	Insight Bowl	TTU assistant
2008	Las Vegas Bowl	Arizona assistant
2009	Holiday Bowl	Arizona assistant

The Bedenbaugh File

Date of birth: Aug. 21, 1972
 Hometown: St. Charles, Ill.
 High School: St. Charles
 College: Iowa Wesleyan '95; Master's – Texas Tech '01
 Playing Experience: Lineman, Iowa Wesleyan, 1991-94
 Recruiting Areas: Metropolitan Houston, Illinois
 Family: Wife, Marydee; son, William

Seth Littrell, Co-Offensive Coordinator

Running Backs, Tight Ends Coach

Year in Coaching: Seventh

Year at Arizona: Second



Littrell was promoted in the offseason to co-offensive coordinator and will work with Bill Bedenbaugh to develop Arizona's offensive attack.

He joined the UA staff in February 2009 to coach tight ends, running backs and fullbacks, positions he will continue to work with. He brought familiarity with Mike Stoops from playing days at Oklahoma and connections to UA's offensive schemes as an assistant at Texas Tech.

His tenure at Tech put him at the forefront of wide-open spread-offense football under head coach and offensive coordinator Mike Leach.

In his first year at Arizona, despite injuries to each, tailbacks Nic Grigsby, Keola Antolin and Greg Nwoko each contributed to a 385-yard offensive attack, plus true freshman H-back Taimi Tutogi began his emergence in a hybrid role that should flourish in 2010 and beyond. Also faced with an injury to UA's best offensive player, tight end Rob Gronkowski, Littrell tutored A.J. Simmons into a productive starting role.

Littrell played on a national championship club in 2000, so familiarity with winning football has been a cornerstone of his young coaching career. He also has established himself as a solid recruiter.

Littrell and his wife, Becca, were married in July 2007. They have an infant son, James Tripp Littrell.

Recent Career Highlights

- Coached UA's running backs Nic Grigsby and Keola Antolin to a combined 6.2 yards per tote in accumulating 1,200 yards and nine scores in 2009. They were nabbed behind the line for only 20 combined lost yards in downhill running.
- Coached effective ball security with Grigsby improving to zero fumbles in 2009 and all backs losing only three in a combined 369 touches.
- Helped develop A.J. Simmons and H-backs Chris Gronkowski and Taimi Tutogi into effective components of the UA running attack which finished a respectable fifth in the Pac-10 in rushing despite lost time by backs.
- Coached a pair of running backs at Texas Tech in 2008 who put up numbers similar to Arizona's output from Grigsby and Antolin, with Baron Batch and Shannon Woods combining for 1,435 yards and 19 rushing touchdowns, while catching 74 passes

Littrell's Coaching History

2003	Graduate assistant	Kansas
2004	Graduate assistant	Kansas
2005	Running Backs	Texas Tech
2006	Running Backs	Texas Tech
2007	Running Backs	Texas Tech
2008	Running Backs	Texas Tech
2009	RBs/TEs	Arizona
2010	Co-OC/RB-TE	Arizona

Littrell in the Bowls

1999	Independence Bowl	Oklahoma player
2000	Orange Bowl	Oklahoma player
2003	Tangerine Bowl	Kansas grad assistant
2005	Cotton Bowl	Texas Tech assistant
2006	Insight Bowl	Texas Tech assistant
2007	Gator Bowl	Texas Tech assistant
2008	Cotton Bowl	Texas Tech assistant
2009	Holiday Bowl	Arizona assistant

The Littrell File

Tight Ends/Running Backs Coach
 Date of Birth: July 24, 1978, Muskogee, Okla.
 High School: Muskogee High School
 College: Oklahoma, 2000
 Playing Experience: Oklahoma running back
 Recruiting Areas: Houston, San Antonio, Oklahoma
 Family: Wife, Becca; son, Tripp.

2010 Arizona Football

Greg Brown, Co-Defensive Coordinator

Secondary Coach

Year in Coaching: 31st

Year at Arizona: First



Veteran NFL and collegiate coach Greg Brown joined the University of Arizona football staff as co-defensive coordinator and secondary coach in January. Brown, 52, most recently completed a four-year stint on Dan Hawkins' staff at the University of Colorado, where he was defensive passing game coordinator and secondary coach for the past three years. At Arizona he'll work with linebackers coach Tim Kish in coordinating the defensive strategy.

He had two stints at CU following and preceding NFL with six different teams for 15 years. Developing top defensive backs became his specialty as he was often sought by new coaching staffs around the league.

He coached the secondary from 1991-93 at Colorado. The Buffs led the nation in pass completion defense and the Big Eight in pass defense in 1992; he also coached some units on special teams. He returned to the NFL in 1994, joining Atlanta as DBs coach; the Falcons finished second that season in the league with 23 interceptions.

He spent the 1995-96 seasons as the secondary coach for San Diego, coaches the secondary for the Tennessee Oilers in 1997 and 1998, and in 1999 served as the DBs coach for the San Francisco 49ers. He rejoined the Atlanta Falcons as secondary coach for the 2000-2001 seasons before moving on to New Orleans, where he was a defensive assistant for quality control in 2002 before being promoted to defensive assistant/cornerbacks coach in 2003, a position he held for three seasons with the Saints.

His father, Irv, is a long-time Denver radio personality and the former head baseball coach and one-time assistant football coach at the University of Colorado, as well as a former basketball official who called many Arizona games during the WAC era.

Recent Career Highlights

- Coached cornerback Cha'Pelle Brown to All-Big 12 second-team honors in 2009, and three other secondary players to honorable mention.
- Coached Terrence Wheatley to first-team All-Big 12 in his first two seasons at CU, helping Wheatley become a second-round NFL pick.
- Two of his Colorado players, Deon Figures and Chris Hudson, won the Jim Thorpe Award in 1992 and 1994, respectively.
- Coached five All-Big Eight or -Big 12 performers, six draft picks and 15 eventual NFL All-Pro performers

Brown's Coaching History

1981	Graduate assistant, defense	UTEP
1982	Defensive assistant	Green Mountain H.S., Lakewood, Colo.
1983-84	Secondary coach	Denver Gold, USFL
1984	Defensive QC	Tampa Bay Buccaneers
1985	Offensive QC	Tampa Bay Buccaneers
1986	U-Back/TEs	Tampa Bay Buccaneers
1987-88	Secondary coach	Wyoming
1989-90	Secondary coach	Purdue
1991-93	Secondary coach	Colorado
1994	Secondary coach	Atlanta Falcons
1995-96	Secondary coach	San Diego Chargers
1997-98	Secondary coach	Tennessee Oilers
1999	Secondary coach	San Francisco 49ers
2000-01	Secondary coach	Atlanta Falcons
2002	Defensive QC	New Orleans Saints
2003-05	Cornerbacks coach	New Orleans Saints
2006-09	Def pass coordinator/DBs	Colorado
2010	Co-DC/Secondary	Arizona

Brown in the Postseason

1987	Holiday Bowl	Wyoming assistant
1988	Holiday Bowl	Wyoming assistant
1991	Blockbuster Bowl	Colorado assistant
1992	Fiesta Bowl	Colorado assistant
1993	Aloha Bowl	Colorado assistant
1995	NFL/AFC wild-card	San Diego assistant
2007	Independence Bowl	Colorado assistant

The Brown File

Date of Birth: Oct. 10, 1957, Denver
 High School: Arvada, Colo., High School
 College: Texas-El Paso (1980)
 Playing experience: UTEP defensive back, 1977-80
 Recruiting Areas: Dallas, east Texas, Colorado
 Family: Wife, Stacie, daughters Hannah and Grace

Tim Kish, Co-Defensive Coordinator

Linebackers Coach

Year in Coaching: 35th

Year at Arizona: Seventh



Tim Kish was promoted to co-defensive coordinator after the 2009 season and gives Arizona one of the nation's veteran coaches behind its efforts on that side of the ball. Further, Kish has established himself as one of the nation's top recruiters.

He'll work with Greg Brown to help continue the program's defensive success.

He's been on Mike Stoops' Arizona staff since its first year in 2004, and his work with Stoops and six-year coordinator Mark Stoops was pivotal to UA's defensive strategies. He

coaches the linebacker positions and has helped make the second level of the unit a consistent team strength throughout the Mike Stoops tenure. A year ago, Kish had one of the veteran units and this year faces a different challenge with no returning starters and two new faces in the probable rotation. I

Kish, 55, has three decades of coaching experience in the Big Ten, the Ohio prep ranks, at two Mid-American Conference schools, and at a major I-A independent. He came to UA after serving seven seasons as defensive coordinator at two Big Ten schools.

His work in his six years on the staff has helped Arizona's defense improved dramatically in overall effectiveness and put the program into position to win championships. His ascension to a coordinator's position reflects that. He also is UA's assistant head coach.

Recent Career Highlights:

- Helped develop Xavier Kelley into a second-team All-Pac-10 pick in 2009, plus Vuna Tuihalamaka into an honorable mention selection off the league's No. 2 total defense unit. They were second and fourth on the club in tackles with a combined 150 hits and 11 for losses.
- Has been a defensive coordinator in the Big Ten and Pac-10.
- Was primary recruiting coach for seven Arizona 2010 signees.
- Helped develop Ronnie Palmer into a four-year 41-game starter and 2008 honorable mention All-Pac-10 pick his senior year

Kish's Coaching History

1976	Assistant coach	Mariemont H.S., Cincinnati
1977	Assistant coach	Mariemont High School
1978	Graduate assistant	Bowling Green State
1979-81	Assistant secondary coach	Purdue
1982	Quarterbacks coach	Ball State
1983	Defensive line coach	Ball State
1984-91	Defensive ends/OLBs coach	Army
1992-96	Defensive ends/LBs coach	Northwestern
1997-00	Defensive coordinator/LBs	Illinois
2001	Defensive coordinator/LBs	Ohio
2002-03	Defensive coordinator/LBs	Indiana
2004	Linebackers coach	Arizona
2005	Linebackers coach	Arizona
2006	Linebackers coach	Arizona
2007	Linebackers coach, Asst. HC	Arizona
2008	Linebackers coach, Asst. HC	Arizona
2009	Linebackers coach, Asst. HC	Arizona
2010	Co-Defensive Coordinator/LBs	Arizona

Kish in Bowl Games


1979	Bluebonnet Bowl	Purdue assistant
1980	Liberty Bowl	Purdue assistant
1984	Cherry Bowl	Army assistant
1985	Peach Bowl	Army assistant
1988	Sun Bowl	Army assistant
1996	Citrus Bowl	Northwestern assistant
1995	Rose Bowl	Northwestern assistant
1999	Micronpc.com Bowl	Illinois coordinator
2008	Pioneer Las Vegas Bowl	Arizona assistant
2009	Pacific Life Holiday Bowl	Arizona assistant

The Kish File

Birth date: July 1, 1954, Westerville, Ohio
 High School: Westerville, Ohio, High School, 1972
 College: Otterbein College, 1976
 Bowling Green State, 1978
 Otterbein College, defensive back, 1973-76
 Playing Experience: Phoenix, Inland Empire
 Recruiting Areas: Wife, Angela; daughters Megan and Emily; son Michael

Garret Chachere, Inside Receivers Coach

Year in Coaching: 20th
Year at Arizona: Second



Garret Chachere joined the Arizona staff during spring 2009 after two years as an assistant at Memphis and a solid background on both offense and defense as a coordinator in a 19-year coaching career.

His work at Arizona paid dividends with UA's inside receiving game in 2009, with young players David Roberts, David Douglas and Bug Wright developing into dependable weapons. Plus, Chachere's input to offensive strategies further built cohesiveness on the staff.

At Memphis he was special teams coordinator, which he additionally handled at Tulane from 1999 to 2006 where he was linebackers coach.

He had connections with Arizona's staff from his 1998 stint with Northeast Louisiana, where former UA coordinator Sonny Dykes was receivers coach while Chachere coached tight ends and inside receivers.

Chachere is married to the former Lauren Duplessis of Hampton, Va. The couple has three sons: Grant, Noah and Jackson.

Recent Career Highlights

- Coached David Roberts in a 12-catch game at Washington to post the second-highest reception total (tie) in school single-game history.
- Tutored three inside receivers to a combined 97 receptions and 964 yards in 2009.
- Helped Memphis rank 22nd nationally in punt return defense at 5.68 yards per return, and also posted top 45 marks in net punting (38th) and kickoff return defense (42nd)
- Coached place kicker Matt Reagan to 8-11 season on field goals and two-time team scoring leader at Memphis in 2007-08. He earned two Conference USA player of the week honors.
- Current chairman of the program committee for the American Football Coaches Association.
- Featured on ESPN College Gameday and Best Damn Sports Show Period for leadership during Tulane University football team's Hurricane Katrina season in 2005
- Speaker at American Football Coaches Association national convention. Has authored articles for AFCA annual manuals.

Chachere's Coaching History

1991	Student assistant	Tulane
1992	DBs/RBs	Cheyney State
1993	Receivers/DBs	Bloomsburg
1994	Secondary coach	Bucknell
1995-97	Linebackers coach	Nicholls State
1998	WR/TEs	Northeast Louisiana
1999-06	Linebackers	Tulane
2007	Special Teams	Memphis
2008	Special Teams	Memphis
2009	Inside Receivers	Arizona
2010	Inside Receivers	Arizona

Chachere in the Post Season

1987	Independence Bowl	Tulane player
1996	Division I-AA playoffs	Nicholls State assistant
2002	Hawaii Bowl	Tulane assistant
2007	New Orleans Bowl	Memphis assistant
2008	MagicJack St. Petersburg Bowl	Memphis assistant
2009	Pacific Life Holiday Bowl	Arizona assistant

The Chachere File

Pronunciation: Sash-er-RAY
 Birth date: March 17, 1969, New Orleans
 High School: Brother Martin High School, New Orleans
 College: Tulane, 1992,
 Collegiate Playing Experience: 1987-88, Tulane running back
 Recruiting Areas: Nevada, Texas and California
 Family: Wife, Lauren; sons Grant (10), Noah (6) and Jackson (2)

Jeff Hammerschmidt, DEs Coach

Special Teams Coordinator

Year in Coaching: 19th
Year at Arizona: Seventh



Former Wildcat defensive back and coach Jeff Hammerschmidt joined the Arizona staff in 2008 after defining his early coaching career on the defensive side of play. He's special teams coordinator and works with the defensive ends. He has coached all defensive positions in his career.

Hammerschmidt, who worked earlier at Arizona under Dick Tomey, was a former star Wildcat and has injected new life into special teams play along with his work mentoring one of the team's stronger defensive units.

Hammerschmidt, 42, was a four-year letterman, three-year starting safety and earned first-team All-Pac-10 honors as a junior at Arizona in 1989. He coached at UA under Tomey from 1992 to 1995, working with defensive backs his final two years.

He came to Arizona's staff in the second stint from San Jose State, where he was linebackers coach for Tomey in 2007. He also has additional Pac-10 experience as the outside linebackers coach and special teams coordinator at Stanford in 2006 and worked under another former Arizona defensive coach, Rich Ellerson, at Cal Poly in 2005 and at Southern Utah from 1996-97.

He also was defensive coordinator for five years at St. Mary's and Montana, and coordinated special teams for two years in the Big Ten at Indiana. After his playing career he began coaching as a graduate assistant on Tomey's 1992 staff and became a fulltime UA secondary coach in 1993, working in Tucson three seasons.

Recent Career Highlights

- Coached junior end Ricky Elmore to honorable mention All-Pac-10 honors in 2009 as the team leader and No. 2 in the league with 10.5 sacks.
- Led special teams that led the league in punt returns and finished No. 3 in kickoff returns.
- Coached place kicker Alex Zendejas to a 77 percent effectiveness in his first year as FG specialist including a school-record four-makes game and a game winner against ASU.
- Coached Jason Bondzio to school-record season and career field goal percentage records; coached he and punter Keenyn Crier to honorable mention all-league honors

Hammerschmidt's Coaching History

1992	Grad Assistant	Arizona
1993	Safeties Coach	Arizona
1994-95	Defensive Backs Coach	Arizona
1996-97	Defensive Coordinator/LB/DL	Southern Utah
1998-99	Special Teams Coordinator/OLBS	Indiana
2000-02	Defensive Coordinator	Saint Mary's
2003-04	Defensive Coordinator	Montana
2005	Linebackers Coach	Cal Poly
2006	Special Teams/OLB	Stanford
2007	Linebackers Coach	San Jose State
2008	Special Teams Coordinator/DE	Arizona
2009	Special Teams Coordinator/DE	Arizona
2010	Special Teams Coordinator/DE	Arizona

Hammerschmidt in the Postseason

1986	Aloha Bowl	Arizona player
1989	Copper Bowl	Arizona player
1990	Aloha Bowl	Arizona player
1992	Sun Bowl	Arizona coach
1994	Fiesta Bowl	Arizona coach
1994	Freedom Bowl	Arizona coach
2003	Division I-AA 1st round	Montana coach
2004	Division I-AA Title game	Montana coach
2005	Division I-AA 1st round	Cal Poly coach
2008	Pioneer Las Vegas Bowl	Arizona assistant
2009	Pacific Life Holiday Bowl	Arizona assistant

The Hammerschmidt File

Date of Birth: December 9, 1967
 Hometown: San Diego, Calif.
 High School: Helix High School, 1986
 College: Arizona, 1991
 Playing Experience: Safety, Arizona (1987-90)
 Recruiting Areas: San Diego, Northern California
 Family: Wife, Felicity; daughter, Bryn

2010 Arizona Football

Dave Nichol, Outside Receivers Coach

Year in Coaching: 11th
Year at Arizona: Fourth



Dave Nichol enters his fourth year on the staff and has a key role in the offensive system as outside receivers coach. He was promoted to a receivers coach position in February 2008 after serving in 2007 as the offensive graduate student.

He's Arizona's sideline wig-wag man on offense, working with the coordinators to signal plays to the quarterback.

Nichol added outstanding familiarity with the spread to the offensive staff and in his first

two years as a full-time coach has helped Arizona's offense move the ball and score points.

He worked with inside receivers at Baylor in 2006, and before that worked three seasons (2203-05) helping with the offensive line at Texas tech.

At Texas Tech, working with current co-coordinator Bill Bedenbaugh and former UA coach Sonny Dykes as a 2003 graduate assistant, Nichol helped the Red Raiders elevate their status as a national passing leader in breaking numerous school, conference and national records.

Nichol spent the 2002 season as the passing game coordinator at Cisco, Texas, Junior College.

He was a collegiate receiver at Tech from 1996 to 1999 and worked as a student coach on the Red Raiders staff, assisting with quarterbacks and receivers, after earning his degree in exercise and sport sciences. He later earned a master's from TTU in May 2002 in interdisciplinary studies.

Nichol is a graduate of Jesuit High School in Dallas. He was born Oct. 5, 1976 in Chicago, Ill.

Recent Career Highlights

- Coached sophomore Juron Criner to a 45-catch season, scoring a league- and team-high nine touchdowns in 2009. He and senior Terrell Turner were Arizona's top receivers with a combined 93 catches for a combined 1,040 yards and 13 scores.
- Coached Delashaun Dean and Turner to 53- and 43-catch seasons in complementing their work in helping the offense become an effective multiple-threat team in 2008. Dean came back with 43 grabs in 2009.
- Helped Arizona offensive coaches install and operate the spread offense in 2007, an attack that helped boost offensive production by 130 yards per game over the previous system.
- Worked with offensive coaches at Baylor to incorporate the spread, a system that helped the Bears set numerous school single-season passing records including yards, completions, percentage and touchdowns.

Nichol's Coaching History

2000-01	Student coach, QBs/WRs, Texas Tech	
2002	Passing Game Coor/QBs/WRs	Cisco Junior College
2003-05	Graduate assistant, offensive line,	Texas Tech
2006	Graduate assistant, inside receivers	Baylor
2007	Graduate assistant, offensive line,	Arizona
2008	Outside receivers coach	Arizona
2009	Outside receivers coach	Arizona
2010	Outside receivers coach	Arizona

Nichol in Bowl Games

2009	Pacific Life Holiday Bowl	Arizona assistant
2008	Pioneer Las Vegas Bowl	Arizona assistant
2005	Cotton Bowl	Texas Tech assistant
2004	Holiday Bowl	Texas Tech assistant
2003	Houston Bowl	Texas Tech assistant
2001	Alamo Bowl	Texas Tech assistant
2000	Galleryfurniture Bowl	Texas Tech assistant
1998	Independence Bowl	Texas Tech player
1996	Alamo Bowl Texas	Texas Tech player

The Nichol File

Date of birth: Oct. 5, 1976, Chicago, Ill.
High School: Jesuit High School, Dallas, Texas
College: Texas Tech '99; master's TT '02
Recruiting Areas: Southern Arizona, San Fernando Valley, California Central Valley, Ventura County

Frank Scelfo, Quarterbacks Coach

Year in Coaching: 29th
Year at Arizona: First



Mike Stoops hired Frank Scelfo in February, bringing in a veteran coach to keep the program's quarterbacking in good hands.

Scelfo replaced Sonny Dykes in a position trade of sorts. Dykes took the head coaching position at Louisiana Tech in January, where Scelfo was interim head coach after Derek Dooley left for Tennessee earlier in the year. Scelfo had been offensive coordinator and quarterbacks coach for the Bulldogs the past three years.

Scelfo was Tulane's offensive coordinator for eight years preceding his tenure at Louisiana Tech and tight ends coach and recruiting coordinator for the Green Wave for the three years before that. Prior to his college mentoring he was a noted prep coach in Louisiana and Texas for 14 years including a final year at Houston North Shore in 1995.

His coaching background has emphasized wide-open aerial assaults such as the decade spanning the late 1990s and early 2000s at Tulane, including an undefeated year, Conference USA title and Liberty Bowl championship in 1998.

Scelfo and wife, the former Holly Kingery, have two sons, Anthony and Jordan. Anthony was drafted by the Tampa Bay Rays in the 2008 Major League Baseball draft.

Recent Career Highlights

- In 2008 at Louisiana Tech, Scelfo directed a Bulldogs offense that helped take the program to the Independence Bowl championship, its first bowl victory in three decades. The team was 27th nationally in rushing, with Daniel Porter leading the way with 1,164 yards. The Bulldogs had six games of 30 or more points and Scelfo mentored a sophomore quarterback, Ross Jenkins, a first-time starter.
- Louisiana Tech's offense averaged nearly 30 points in 2009, with Porter rushing for back-to-back 1,000-yard seasons with 1,132 and 11 scores, at a 5.4 yards per tote clip. He became Tech's career leader with 3,352 yards.
- Scelfo helped the Tulane Green Wave record five seasons ranked in the national top 30 in passing, including a No. 3 rating in 2000, when Tulane posted a seventh-rate offense figure of 450 yards per game.
- Mentored four NFL signal callers in Patrick Ramsey (Broncos), J.P. Losman (Bills), Lester Ricard (Jaguars) and Shaun King (Buccaneers). Each finished in Tulane's career passing top five.

Scelfo's Coaching History

1982-83	Head coach/AD	Prairie View (La.) HS
1984	Secondary coach	Jesuit (La.) HS
1985-86	Head coach/AD	River Oaks (La.) HS
1987	Secondary coach	Vidor (Texas) HS
1988	OC/QBs	Orangefield (Texas) HS
1989-91	OC/QBs	Chapel Hill (Texas) HS
1992-94	OC/QB/WR	Kilgore (Texas) HS
1995	Secondary coach	North Shore (Texas) HS
1996-1998	TEs/Recruiting Coordinator	Tulane
1999-2006	OC/QBs	Tulane
2007-2009	OC/QBs	Louisiana Tech
2010	Quarterbacks coach	Arizona

Scelfo in Bowl Games

2008	Independence Bowl	Louisiana Tech coordinator
2002	Hawaii Bowl	Tulane assistant
1998	Liberty Bowl	Tulane assistant

The Scelfo File

Birth date: Feb. 9, 1959, Abbeville, La.
Hometown: Abbeville, La.
High School: New Iberia, La.
College: Louisiana-Monroe, 1981
Master's, UL-Monroe, 1983
Playing Experience: Baseball, Louisiana-Monroe 1977-81
Recruiting Areas: Texas, Louisiana
Family: Wife, Holly, sons Anthony and Jordan

Mike Tuiasosopo, Defensive Line Coach

Year in Coaching: 21st
Year at Arizona: Seventh



Mike Tuiasosopo has reshaped the middle of Arizona's defense in his six seasons and leads what developed into one of the team's top units in the past several seasons.

Tuiasosopo, 46, joined the UA staff for Mike Stoops' first season. He came to Tucson after a year of coaching defensive tackles at Utah. He has been a college Division I line coach for the past 14 years. He collaborates with assistant Jeff Hammerschmidt to coach the defensive front, working primarily with the

interior tackles.

His team leader in 2009, Earl Mitchell, earned all-conference honors while Tuiasosopo helped build depth across the unit with other key contributors.

Tuiasosopo comes from a football-rich family tradition and his status in the Polynesian community and culture across the western United States and beyond, has been a key to UA's recruiting efforts in the Islands and on the West Coast.

He also brings experience as a head prep coach to UA's defensive synergy.

Recent Career Highlights:

- Coached defensive tackle Earl Mitchell to 2009 second-team All-Pac-10 honors and position himself for a third-round selection in the 2010 NFL Draft. Mitchell also excelled in the classroom as a national Academic Momentum Award winner, and was a team co-captain.
- Helped make the interior front one of UA's strength's in its Pac-10 No. 2-rated total defense unit.
- Coached Mitchell to 2008 honorable mention all-Pac-10 honors after converting from a tight end his first two years.
- Coached senior tackle Lionel Dotson to second-team All-Pac-10 honors in 2007. Helped Dotson develop from redshirt freshman part-time starter to a 33-game starter his final three seasons, and seventh-round selection by the Miami Dolphins in the 2008 NFL Draft.
- Helped strengthen UA's interior defense into a solid upper tier rushing- and total defensive unit the past four years, including a No. 24 figure in total defense in 2008.

Tuiasosopo's Coaching History

1990	Defensive line	Montclair, Calif., Prep
1991	Graduate assistant, DL/LB	Pacific
1992	Linebackers Coach	St. Mary's H.S. (Stockton)
1993-95	Head Coach	Berkeley, Calif., High School
1996	Defensive Line Coach	Utah State
1997	Defensive Line Coach	Utah State
1998	Defensive Line Coach	Utah State
1999	Defensive Line Coach	Utah State
2000	Defensive Line Coach	Nevada
2001	Defensive Line Coach	Nevada
2002	Defensive Line Coach	Nevada
2003	Defensive Tackles Coach	Utah
2004	Defensive Tackles Coach	Arizona
2005	Defensive Tackles Coach	Arizona
2006	Defensive Tackles Coach	Arizona
2007	Defensive Tackles Coach	Arizona
2008	Defensive Line Coach	Arizona
2009	Defensive Line Coach	Arizona
2010	Defensive Line Coach	Arizona

Tuiasosopo in Bowl Games

1997	Humanitarian Bowl	Utah State coach
2003	Liberty Bowl	Utah coach
2008	Pioneer Las Vegas Bowl	Arizona coach
2009	Pacific Life Holiday Bowl	Arizona coach

The Tuiasosopo File

Birth date: Sept. 10, 1963, American Samoa
High School: Phineas Banning High School, Wilmington, Calif., 1981
College: Pacific Lutheran University, Tacoma, Wash., 1989
Master's, education administration, Pacific 1991
Playing Experience: Pacific Lutheran, defensive tackle, 1985-88
Recruiting Areas: Central Los Angeles, Hawaii, Utah, Northwest
Family: Wife, Kathy; daughters Lanea and Maya; son Titus

Erick Harper, Associate AD/Football Ops

Year in College Athletics: 25th
Year at Arizona: Seventh



Erick Harper, 42, handles primary administrative functions for Arizona's football program and has been one of Mike Stoops' key aides throughout the coach's tenure in Tucson.

He enters his seventh year on the staff after joining the operational efforts in its early stages in December 2003. He is an associate AD for football operations, overseeing the daily administrative functions and planning for the Wildcat football program as well as supporting details for recruiting. He also handles all team travel in the regular season and post season,

and is an important liaison between the athletics compliance director and the football staff.

For the past six years he has been the remote host for the Assistant Football Coaches radio show, and worked on the basketball assistant coaches show in 2007 on UA's partner KCUB-1290 AM.

Harper is a former collegiate player and brings that insight to his operational decisions.

Harper developed his leadership skills while serving as an athletic administrator at Kansas State for 10 years. He graduated from Kansas State in 1992 and served an internship in the athletic marketing and development office at Kansas State from November 1990 to June 1992. His first seven years at Kansas State coincided with Stoops' tenure there as defensive ends coach and co-defensive coordinator and defensive backs coach.

He spent 14 years overall at Kansas State, where he served the athletics department in several capacities, including assistant director of marketing and promotions, assistant director of marketing and development, director of advertising sales, and compliance auditor. Harper was involved in marketing, development, promotions and advertising sales from November 1990 to February 1996.

In 1996, he was promoted to compliance auditor as an assistant athletics director. He developed the educational programs designed to keep coaches, student-athletes and staff aware of institutional, Big 12 and NCAA by-laws governing intercollegiate athletics.

Harper was a football team captain at KSU to cap a four-year career as a defensive back from 1986-89. He earned All-Big-8 Freshman honors, was an all-league honorable mention selection each year, earned UPI All-Big 8 honorable mention once and was an honorable mention All-America pick by Football News. He was a two-time Academic All-Big 8 honoree. Harper finished his career ranked No. 15 on the Wildcats' all-time tackles list with 245, was No. 2 with eight fumble recoveries and No. 9 with 137 yards on interception returns. Among six career picks, he returned two for scores against Kansas, still the second-most in KSU history.

Harper in the Bowls

2009	Holiday Bowl	Arizona administrator
2008	Las Vegas Bowl	Arizona administrator

The Harper File

Arizona Director of Football Operations
Birth date: February 17, 1968
High School: Denison, Texas, High School
College Degree: Kansas State University, 1992
Playing Experience: Four-year Letterman, safety 1986-89
Accolades: All Big-8 Freshman Team, 245 Career Tackles, Team captain & player representative '89, Two-time Academic All-Conference, Football News HM All-America, UPI All-Big Eight '89 honorable mention

David Emerick, Assistant Operations Director

Year in Football: 12th
Year at Arizona: First



David Emerick joined the UA football staff in February 2010 after six years working with the Texas Tech Red Raider staff. For the past two years he was Chief of Staff and an Assistant Athletics Director. He will help spearhead Arizona recruiting efforts as assistant director of operations, along with other duties in the general day-to-day functions of the football staff.

At Tech he served as unit coordinator during

2010 Arizona Football

his first season and Director of Player Personnel his next three seasons, before assuming the chief of staff position. He oversaw the entire recruiting process for the football program and assisted in the organization and execution of football camps.

Additionally, Emerick served as the liaison between the football program and the Texas Tech overall department, specifically in academics, compliance, media relations and marketing areas.

Emerick, a 2002 political science graduate of the University of Kentucky, was a college scouting intern with the Houston Texans during the franchise's first season in 2002. Prior to his stint with the Texans, he was the recruiting and football operations intern at Kentucky while in school during the 1997 through 2001 seasons. As such he was part of the 1998 Outback Bowl and 1999 Music City Bowl appearances by the Wildcats.

Emerick is a graduate of Catholic Memorial High School in his hometown of Waukesha, Wis., and lettered in football, basketball and baseball. He received his master's degree in interdisciplinary studies with an emphasis in sport management in May of 2007 from Texas Tech.

Emerick in the Postseason

1998	Outback Bowl, Kentucky operations intern
1999	Music City Bowl, Kentucky operations intern
2004	Holiday Bowl, operations coordinator
2005	Cotton Bowl, Texas Tech player personnel
2006	Insight Bowl, Texas Tech player personnel
2007	Gator Bowl, Texas Tech player personnel
2008	Cotton Bowl, Texas Tech chief of staff
2009	Alamo Bowl, Texas Tech chief of staff

The Emerick File


Date of birth:	Sept. 16, 1979, Waukesha, Wis.
High School:	Catholic Memorial, Waukesha, Wis.
College:	Kentucky, 2002
Family:	Master's, Texas Tech, 2007 Fiance, Sara Fort

Corey Edmond

Director of Performance Enhancement

Year in College Athletics: 19th

Year at Arizona: Seventh



Arizona's football program under Mike Stoops includes a high priority on player development, and the leadership in that focus starts with Corey Edmond, director of performance enhancement.

His efforts earned him 2009 semifinals for strength and conditioning coach of the year by footballscoop.com.

He has been a key since Mike Stoops took over the program, joining the UA staff in January 2004. He came from the University of

Oklahoma where he had been an assistant strength and conditioning coach working directly with the football program since 1999.

At Arizona he was promoted to director of performance enhancement in early 2005 and serves as the football program's chief strength and conditioning coach. He also has worked with the UA men's and women's basketball teams, among others, during his tenure.

His work has produced dramatic improvement for Arizona football's physical status. In the past four years 12 players were drafted by NFL teams, in no small part due to their physical development. The team's changeover in physical growth and the work ethic that achieved it is clear.

Edmond, 41, has previous director's experience as the head strength and conditioning coach at the University of Tennessee-Chattanooga from 1995-99. Prior to that, he worked directly with the football program as an assistant coach for three years, working with defensive ends and linebackers at UTC from 1993 to 1995.

A 1993 North Carolina State graduate, Edmond played three years for the Wolfpack from 1987-90, appearing in the Peach, Copper and All-American Bowls, then signed a 1991 free-agent contract with the then Houston Oilers. He stayed with the organization for two years then returned to complete degree studies at N.C. State.

Edmond, a native of Sussex, Va., was a starting inside linebacker for N.C. State against Arizona in the 1989 Copper Bowl in Arizona Stadium (now the Insight Bowl in Phoenix), making five tackles including one for a loss in the game the Cats won, 17-10.

Edmond and his wife, Laurie, have two children, Leah and

Darren. Laurie works with the athletic department's directed-study academic component.

The Edmond File

Arizona Director of Performance Enhancement	
Birth date:	February 15, 1969
Hometown:	Sussex, Va.
High School:	Sussex High School
College:	North Carolina State, 1993
Playing Experience:	North Carolina State, 1987-90 Houston Oilers, 1990
Family:	Wife, Laurie; daughter, Leah; son, Darren

Brian Odom

Associate Director, Performance Enhancement

Year in College Athletics: Sixth

Year at Arizona: Fifth



Odom, 29, works closely with director Corey Edmond in coaching football student-athletes. He was promoted to the associate director of performance enhancement in January 2007.

He joined the staff in July 2005 and assisted with football as well as with other UA student-athlete strength programs during his first 18 months in the program.

He began his career as a football graduate assistant at Missouri in January 2005.

As a player at Oklahoma, Odom was a redshirt on the 2000 Sooners squad that won the National Championship and Big 12 titles. He won the 2000 Iron Man Award given by strength coaches Jerry Schmidt, Corey Edmond and Mark Hill for performance in the weight room.

He lettered on Oklahoma's 2001 Cotton Bowl champion team, and then was the starting tailback three years (2002-04) at Southeastern Oklahoma State, where he earned All-Lone Star Conference first-team honors and his degree in December 2004.

Odom was married to the former Mackenzie McCulley on June 12, 2004. The couple has a son, Benjamin, born in April 2009.

The Odom File

Birth date:	July 2, 1981
Hometown:	Ada, Okla.
High School:	Ada High School
College:	Southeastern Oklahoma State, 2004
Playing Experience:	Oklahoma/SE running back 2001/02-04
Family:	Wife, Mackenzie; son Benjamin

Matt Rice

Graduate Assistant

Third Year at Arizona * Ninth Year in Coaching



Matt Rice enters his third season at Arizona after joining the staff shortly before 2008 spring practice to work with the offensive coaches. He has primary duties helping offensive line coach Bill Bedenbaugh, plus also coaches the defensive scout team.

Rice, 31, is in his ninth year of coaching and came to Arizona from Wisconsin-Eau Claire, where he served three seasons as the defensive line coach and special teams coordinator.

He was a graduate assistant at Northern State University in Aberdeen, S.D., from 2003 to 2005, where he had duties as special teams coordinator and tight ends/fullbacks coach. Prior to that stint, he coached both lines at McFarland, Wis., High School in 2002.

Rice earned an undergraduate degree in physical education from Wisconsin-Whitewater with a minor in coaching in 2001. A three-year starter at defensive tackle, he lettered four years for the Warhawks. He earned his master's degree while coaching at Northern State.

Rice and the former Alicia Verhage were married in 2007.

Rice in the Postseason

2004	Mineral Water Bowl	Northern State graduate assistant
2007	NCAA D-III Playoffs, 2 nd Round	Wisconsin-Eau Claire coach
2008	Pioneer Las Vegas Bowl	Arizona graduate assistant
2009	Pacific Life Holiday Bowl	Arizona graduate assistant

The Rice File

Date of birth:	March 28, 1979, McFarland, Wis.
High School:	McFarland High School
College:	Wisconsin-Whitewater, 2001; master's NS '06

2010 Arizona Football

Ryan Walters

Graduate Assistant

First Year at Arizona * First Year in Coaching



Walters joined the Arizona staff in August 2010 following a noted playing career at the University of Colorado. He will serve as the UA's defensive graduate assistant, working closely with coordinators Greg Brown and Tim Kish.

Walters was a 33-game starter in four seasons in Boulder, all under secondary coach Brown. He earned honorable-mention AP All-Big 12 honors and first-team All-Colorado honors from the state's National Football Foundation chapter his senior year. He played in 46 games.

A team captain in 2008, Walters was picked by his teammates as the club's most valuable player to highlight a number of citations including the Hang Tough Award for overcoming adversity, an inaugural Gold Group Commitment Award and the Buffalo Heart Award. He had 87 tackles, two sacks, seven pass deflections, three fumble recoveries, two forced fumbles and two interceptions. His 20 career passes broken up rate No. 15 in Colorado history and his 223 career tackles were No. 45.

He was a heralded player at Grandview High School in Aurora, Colo., as a three-year starting quarterback. His father, Marc, played quarterback for CU from 1986-89. Walters earned his degree in history from CU in December 2008, with an atmospheric science minor.

Walters in the Postseason

2007	Independence Bowl	Colorado player
2005	Champs Sports Bowl	Colorado player

The Walters File

Date of Birth:	Jan. 21, 1986, Los Angeles
High School:	Grandview High School, Aurora, Colo.
College:	Colorado, 2008



Tanous Farhat
Assistant Director of Operations & Recruiting



Kris Heavner
Video Assistant



Randy Cohen
Associate Director of Athletics Medical Services



Wendell Neal
Associate Director of Athletics, Equipment Operations



Tim Pfennig,
Associate Director, Equipment Operations



Shawn Farria
Assistant Strength and Conditioning Coach



Mike Meade
Director, C.A.T.S. Academics



Tim Cummins
Football Video Coordinator



Kelly Hooker
Administrative Associate to Coach Stoops



Ana Verdin
Administrative Assistant, Football Recruiting



Kim Herrington,
Administrative Assistant, Football Reception



Don Porter, M.D.
Head Team Physician



Jenny Allen
Certified Athletic Trainer



Adam Garmon
Certified Athletic Trainer



David Corsi – Learning Specialist
CATS Academics



Marisol Quiroz – Learning Specialist
CATS Academics



Laurie Edmond – Academic Counselor/Mentor
CATS Academics



Mark Francis – Math Specialist
CATS ACADEMICS

2010 Arizona Football

Conan Amituanai 55

Offensive Line

Senior, 6-4, 335 - Long Beach, Calif. (Poly)



Arizona: 2L... Expected to start at left guard in 2010 after steady development in his career... Started six games in 2009... Was banged up and missed five games down the stretch... Solid spring '09 put him in picture for potential starting role... Saw action in four games in 2008 as a backup guard... Worked as both a defensive lineman and tight end in 2006 while redshirting his first year... Recruited as a two-way player, opened camp as a defensive tackle, then played tight end for the latter half of the year in practice... Career: 12 games played, six starts...

High School: Long Beach, Calif., Poly High School, 2006... SuperPrep All-Farwest as a defensive lineman in 2005... SuperPrep All-West... A physical presence on offense as a tight end for coach Raul Lara... Big7Gridiron.com, a Polynesian student-athlete support group, named him first-team Super 7 defensive front... *Los Angeles Times*' preseason Top DL in Southland list, along with fellow recruits Rick Elmore and D'Aundre Reed... As a junior, he played at Los Alamitos and started at fullback and saw spot-duty at defensive tackle, earning second team all-league on offense... He transferred to Long Beach Poly for his senior year... Had seven receptions and scored two touchdowns as a tight end senior year, with 20 tackles on defense...

Personal: Academic major is sociology, with expected graduation this fall... Participated in the National Football Foundation 'Play it Smart' program, which trains academic coaches to work with high school football teams during the entire school year, taking the transferable life skills learned on the field and applying them in the classroom and the community... Is a nephew of Arizona defensive line coach Mike Tuiasosopo... Date of birth: Jan. 20, 1988... Pronunciation: Cohan Ah-me-TOO-uh-nigh...

Keola Antolin 2

Running Back

Junior, 5-8, 195 - Las Vegas, Nev. (Bishop Gorman)



Arizona: 2L... Cats leading returning rusher with 637 yards on 114 carries in 2009... Four-game starter... Solid 5.6 yards per attempt... Bob Moran MVP Award in Territorial Cup game against ASU thanks to career-best 67-yard TD run... Also contributed on kick returns with nine for a 28.4-yard average and caught 17 passes for 83 yards... Burst on the scene as a true freshman in 2008, with 525 rushing yards and 10 touchdowns... Scores were a freshman school record... Also factored in the kicking game with 15 kickoff returns for 21.5 average and a pair of punt take-backs... Two-time Pac-10 Player of the Week honors with 149 rushing yards and three TDs against Cal for Offensive nod and Special Teams citation after three KOR for 98 markers against Toledo... Tied school rushing record with four TDs at Oregon (2 totes, 87 yards), also a freshman record... Earned coaches' award for offensive player of the week against OSU... **Career highs:** 21-149 vs. Cal '08, 25-114 vs. OSU '08, 67-yard run vs. ASU '09; 5-27 receiving vs. Stanford '09, 16-yard catch vs. Stanford '09; 5-146 KOR at Iowa 2009, 42-yarder at Iowa '09...

High School: Bishop Gorman High School, Las Vegas, Nev., 2008... Las Vegas Review-Journal Sunset Region Offensive Player of the Year in 2007... First-team all-state honors... PrepStar All-West... Followed DeMarco Murray in Gaels' backfield for coach Bob Altschuler... In senior year had 107 carries for 1,048 yards and 10 touchdowns... Averaged 26 yards per catch with four scores... Rushed for 203 yards and three TDs in 4A state title-clinching victory over McQueen... 20 TDs gave him 120 points, second to fellow UA recruit Juron Criner in the state... Return specialist with scores on four punts, a kickoff and missed field goal returns his senior year... Rushed for 918 yards as a junior and 483 yards as a sophomore... Caught 33 passes as junior, plus had a four-TD game rushing against Western... Class-4A All-Southwest Division as a junior, for both RB and WR honors... Wrestled for Bishop Gorman as freshman in 152-pound class... Born in Hawaii and moved to Las Vegas at the age of 7...

Personal: Academic major is family studies and human development... Recruited by former coach Michael Smith... Date of birth Jan. 14, 1990... Pronunciation: Kee-OH-luh ANT-oh-lin...

Career Totals:


Year	GP-GS	TC	Yds	TD	YPC	Lg
2008	12-0	117	525	10	4.5	43
2009	13-4	114	637	4	5.6	49
Total	25-4	231	1162	14	5.0	49
	Rec	Yds	TD	Avg.	Lg	
2008	7	24	0	3.4	13	
2009	17	83	0	4.9	16	
Total	24	107	0	4.5	16	
	KOR	Yds	TD	Avg.	Lg	
2008	15	323	0	21.5	41	
2009	9	256	0	28.4	42	
Total	24	579	0	24.1	42	

Also: 2-8 punt return '08

Dominique Austin 92

Defensive Line

Junior, 6-4, 292 - La Puente, Calif. (Bishop Amat)D



Arizona: 2L... Will contend for starting role inside in 2010... Played in 10 games as top backup in 2009, with four tackles and season-high two against Washington State... Should battle for action on the interior in 2009 after good showing as newcomer in '08... One of Cats' eight true freshman lettermen in the class... Came on at mid season and played in seven of last 10 games as a top inside reserve at tackle, after opening fall camp as an end... Had career-high 3 tackles at Stanford... Opened first camp as an end... Career: 17 games played...


High School: Bishop Amat High School, La Puente, Calif., 2008... PrepStar All-West... Played on both lines for Bishop Amat and coach Mark Verti... Tallied 47 tackles along the defensive line... First Team All-Serra League and First Team All-San Gabriel Valley Tribune... Camp circuit in Southland, earning all-combine second-team defense in May in Los Angeles...

Personal: Academic major to be determined... Recruited by coach Sonny Dykes... Date of birth Nov. 11, 1990... Pronunciation: Dom-uh-NEEK...

Jake Baratz 59

Offensive Line

Freshman-RS, 6-5, 282 - Naperville, Ill. (North)



Arizona: RS... Slated to work at center in 2010... Redshirted 2009 season... Opened first camp in August '09 as a tackle...

High School: 2008 All-Area selection by the suburban Daily Herald... High School Sports Media's Illinois Tremendous 26... First-team all-conference 2008... All-state honors from Illinois Prep... Chicago Sun-Times All-Area special mention '08... PrepStar All-Midwest offensive lineman... Baratz brings a 23-2 background at the Illinois championship level.


The Huskies were Class 8A State champs at 10-1 as a junior under coach Larry McKeon, and made second-round playoffs to finish 10-1 in 2008... 2008 Chicago Five-Star Academy camp...

Personal: Academic major is pre-business... Recruited by coach Bill Bedenbaugh... Son of Mary Joe and Arnold Baratz... Date of birth Sept. 10, 1990... Pronunciation: BEAR-ats

Jack Baucus 86

Tight End

Freshman-RS, 6-6, 250 - Mundelein, Ill. (Carmel)



Arizona: RS... Will contend for rotation play at tight end in 2010... Solid performance in spring 2010... Redshirted in 2009... Earned coaches' scout team player of the week honor for UCLA game preparations...

High School: Chicago Sun-Times All-East Suburban Catholic league honors... Sun-Times All-Area special mention, All-State special mention... High School Sports Media's Illinois Tremendous 26... Chicago Tribune Players to Watch '08... PrepStar All-Midwest tight end... Tom Lemming Chicago area Top 30... Member of perennial state playoff program under coach Andrew Bitto... Played for 10-2 quarterfinalists in 2008... Made semis as a junior... Knee injury ended season in November playoffs of senior year... Played basketball for Carmel Catholic...

Personal: Academic major to be selected... Scholarship offers from service academies... Recruited by coach Bill Bedenbaugh... Son of Ann and Michael Baucus... Date of birth Dec. 22, 1990.

Colin Baxter 64

Center

Senior, 6-4, 295 - Rolling Hills, Calif., (Peninsula)



Arizona: 3L... The anchor of UA's offense up front as 37-game starter... Team co-captain as junior and voted team Offensive MVP... Second-team All-Pacific-10 Conference honors in 2009 and first-team citation from Phil Steele's publication... Rimington Trophy candidate... 12-game starter and focal point of offensive line that rates 10th nationally in pass protection and second in the Pac-10 with only 11 allowed... Spearheads dirty work for balanced offensive unit that averages more than 400 yards per game... Clearly will be a contender for top national honors as a senior in 2010...

37 consecutive starts, 11 of those at left guard in 2007 and early 2008... Outstanding performance in the classroom... Honorable mention All-Pac-10 in 2008... Took over for injured Blake Kerley in the UCLA game at center (where he had been considered a strong 1-A to begin with), moving from his left guard spot... Started first four at guard, last nine at center... In 2007 he played in opener as backup and won a bigger role, starting final 11 games at left guard... Earned honorable mention Freshman All-America from *The Sporting News* and third-team honors from CFN.com... Pac-10 All-Freshman by TSN... Honorable mention Pac-10 All-Academic in 2007 with a 3.13 GPA... Also was listed as the backup center... Worked with the varsity team and was a travel roster member

2010 Arizona Football

during his redshirt freshman season in 2006... Career: 38 games played, 37 starts...

High School: Palos Verdes Peninsula High School, Rolling Hills, Calif., 2006... SuperPrep All-Farwest for coach Tony Uruburu... Arizona's first commitment in Class of '06, pledging in June '05... First-team CIF Southern Section/AAF defensive unit and first-team CIF Division III, league defensive Player of the Year... *Cal-Hi Sports* third-team All-State honors... Team played in California Division III semifinals... Named first-team all-area and second-team all-South Bay... Wrestling letterman as heavyweight for Panthers, who won the 2005 CIF Central Division title... As a junior, on defense, he had 40 tackles, four quarterback hurries, one forced fumble, and one fumble recovery on defense... Participated in Nike combine spring-summer '05... Finished 10th in the shot put, 12th discus in Bay League 2005 championships... Also played basketball for Peninsula...

Personal: Academic major is regional development... Date of birth: July 31, 1987.

Bryson Beirne 17

Quarterback

Junior, 6-3, 225 - Honolulu, Hawaii (Mid-Pacific)



Arizona: 2L... Program-savvy quarterback who's game-ready for 2010... Saw action in five games in 2009 to earn letter... Contended for top backup role in 2008... Mop-up duty in games against Idaho and Washington... Rushed one time for four yards against the Huskies... Travel roster QB during redshirt freshman year in 2007... Was UA's only quarterback signee in class of 2007... Was in Tucson for a visit during spring ball '07 to get early knowledge of the spread offense... Career: 9 Games played... Member of

Student-Athlete Advisory Council in 2009-10...

High School: Mid-Pacific Institute, Honolulu, Hawaii, 2007... Considered among top 20 prospects in state of Hawaii... Participant in combine and camping circuit and '06 appearance at UA summer camp helped him draw offer... Pacific Islands Athletic Alliance notable for class of '07... All-West by PrepStar... 100 completions in 214 attempts for 1,166 yards and seven TDs... Three-year career of more than 3,000 yards passing and 19 scores... Wendy's High School Heisman nominee for 2006, citing athletics, scholarship and citizenship... EA Sports Quarterback Tracker Top 100... Also three-year basketball regular for the Wolfpack... All-ILH honorable mention in football in 2006 and basketball... Three-year starter, but missed his junior year after a knee injury in the second game...

Personal: Academic major is family studies and human development... Date of birth: Oct. 9, 1989... Pronunciation: BURN-ee...

Eric Bender-Ramsay 69

Offensive Line

Freshman-RS, 6-6, 325 - Carson, Calif. (Narbonne)



Arizona: RS... Expected to push for play at guard or tackle... Earned team's Scout Team most valuable player award for offense while redshirting 2009... A recruiting bonus for UA was signing Bender-Ramsay to a letter of intent a few weeks after signing date in '09...

High School: Narbonne High School, Harbor City, Calif., 2008... Highly regarded player for coach Manual Douglas, but did not sign in February 2008... First-team All-City by Los Angeles Times writers in 2007...

Personal: Academic major is pre-business... Date of birth

May 28, 1990...

Marcus Benjamin 7

Defensive Back

Senior, 6-0, 190 - St. Martinville, La. (Westgate)



Arizona: 1L... A top contender for starting role at cornerback... Lettered on special teams and as backup in 2009... Career-high 5 tackles and a pass deflection in outstanding performance off the bench at USC... A top cornerback in the junior college ranks, Benjamin joined the team for spring 2009 drills after enrolling at mid-year... **Career:** 11 games played, 7 tackles...

Arizona Western College, Yuma, Ariz., 2008... Second-team NJCAA All-America honors in 2008... First-team All-Western States Football League for the Matadors... Led the

league in 2008 with eight interceptions... 70 tackles as soph, 67 tackles as freshman, with two interceptions... Returned one 55 yards for a score... Led the conference in punt returns...

High School: Westgate High School, New Iberia, La., 2006... Initially planned to sign with LSU out of the prep ranks... First-team Best of the Teche by the Daily Iberian for '06 season... Hometown and school are 120 miles west of New Orleans in coastal Louisiana...

Personal: Academic major is sociology... Son of Mary and Rene Demouchet of St. Martinville, La... Said he was attracted to the Pac-10 by the NFL-speed players he'd face...

Trace Biskin 72

Offensive Line

Sophomore, 6-5, 295 - Westlake Village, Calif. (Oaks Christian)



Arizona: SQ... Expected to contend for rotation duty at guard in 2010... Appeared in Washington State game in 2009... Worked both sides in spring '09... Redshirted in 2008... Earned coaches' scout team player of the week honors twice on offense, during UCLA week and during preparations for the Las Vegas Bowl game against BYU in 2008... Played both tackle and guard first year...

High School: Oaks Christian High School, Westlake Village, Calif., 2008... First-team Division III All-State honors by Maxpreps.com... Oakland Tribune preseason 'Cream of the

Crop' for area prep stars... PrepStar All-West... Also played on the defensive tackle prior to his senior year at Oaks Christian for coach Bill Redell... Part of 15-0 state Division III titlists as junior... Team had 46-game winning streak entering 2007... participated in UA summer camp in 2007... Played basketball at OCHS...

Personal: Academic major is interdisciplinary studies... Recruited by former UA coach Joe Robinson... Date of birth Dec. 3, 1989...

John Bonano 17

Kicker

Junior, 6-0, 180 - Salinas, Calif. (Palma)



Arizona: 1L... Took over kickoff duty six games into the year and started last seven games in the role... Good leg and ability to hit spots... Kicking earned him UA special teams player of the week honor against UCLA... 40 kickoffs to average depth at 4-yard line, with seven touchbacks... Helped UA squad hold opponents to average of 21.4 yards per return and typical starting position at 26-yard line... Kicked a PAT against Washington State and should contend for placements role in 2010... Honorable mention Pac-10 All-

Academic honors... **Career:** 8 games played...

High School: Palma High School, Salinas, Calif., 2007...

Personal: Academic major is pre-physiology... Date of birth Nov. 29, 1989...

Lyle Brown 32

Cornerback

Junior, 5-10, 175 - Castle Rock, Colo. (Glendale CC)



Arizona: 1L... Should contend for a major role at cornerback in 2010... Lettered in 2009 on special teams and as spot player... Appeared in all 13 games, with four tackles... Season-high two hits at Oregon State... Arrived as walk-on and earned scholarship after solid fall camp... **Career:** 13 games, 4 tackles...

Junior College: Glendale, Ariz. Community College... Played one year in 2008 on solid 8-2 club that finished regular season ranked No. 8 by NJCAA... Earned second-team All-ACCAC...

High School: Douglas County High School, Castle Rock, Colo., 2007... Signed with Montana out of school but opted for junior college... Earned second-team 5A All-Continental League honors as a senior...

Personal: Academic major is public management and safety... Date of birth Feb. 28, 1989...

Dan Buckner 15

Receiver

Junior, 6-4, 208 - Allen, Texas (Allen/Texas)



Arizona: Transfer from the University of Texas who enrolled in January 2010 and will have to sit out a season... Showed in spring 2010 that he'll be a factor as redshirt junior in 2011...

College: University of Texas letterman 2008-09... Appeared in 25 games at UT, catching 19 passes for 529 yards and six touchdowns in his career... Seven starts in 2009, with 44 grabs for 445 yards and four scores... Played in 12 games as true freshman in 2008, catching five passes or 84 yards and two scores... Enrolled at UT in January '08... Member of UT's Athletics Director's Honor Roll in spring 2009... Career high three times: 6-86 receiving and a career-long 36-yard TD at Wyoming, matched high with 6-75 and a TD vs. Texas Tech, and 6-71 vs UTEP with career-best two TDs...

High School: Allen, Texas, High School, 2008... First-team 5A all-state selection by The Associated Press and the Texas Sports Writers Association as a senior ... First-team All-District 9-5A and all-area ... Started in the 2008 U.S. Army All-America Bowl and tallied three catches for 28 yards, including a nine-yard TD ... First-team member of Dave Campbell's Super Team ... Three-year letterman and starter at wide receiver who helped his team to a 23-3 record over his last two seasons ... Posted 2,511 yards on 146 receptions (17.2 ypc) and 33 TDs during his career ... Helped lead the Allen Eagles to a 10-1 record and a second-straight district title by pulling in 53 receptions for 1,012 yards (19.1 ypc) and 17 TDs as a senior... First-team all-district 9-5A and all-area honors as a junior ... had 72 catches for 1,154 yards (16.0 ypc) and 13 TDs, while helping his team to the district championship and a 13-2 season ... Second-team all-district as a

2010 Arizona Football

sophomore ... recorded 21 receptions for 345 yards (16.4 ypc) and three TDs ... also participated in basketball as a freshman and sophomore...
Personal: Academic major is pre-education... Born in Plano, Texas... Date of birth May 31, 1990...

Kylan Butler 23
Running Back

Freshman-RS, 5-8, 180 - Antioch, Calif. (De La Salle)



Arizona: RS... Expected to get his chances in 2010, helping make RB position a deep one... Redshirted 2009 season...
High School: De La Salle High School, Concord, Calif., 2009... Comes from hugely successful prep program... Starred for 12-2 Spartans club rated the top squad in Bay Area for coach Bob Ladouceur, playing in CIF Division I State title game... Contra Costa Times All-East Bay League... Bay Area News Group-East Bay All-Area second-team honors... PrepStar All-West... Rushed for 1,286 yards and 15 TDs on

157 carries... Season-high 196 yards on nine carries in North Coast Section title game, Concord's 17th consecutive NCS championship... 13-0 for 2007 CIF Division 1 State Championships - NCS Class 4A Champions Spartans... Beat Centennial Corona for title... 14 carries for 78 yards and two catches in showdown... 116 carries for 887 yards and 17 TDs, plus 10 catches for 290 and 4 TDs as junior... In four playoff games, he rushed for 341 yards and seven touchdowns... Second-team All-BVAL league honors behind teammate Tito Pica... Strong showing in NorCal Nike camp in May 08...

Personal: Academic major is pre-education... Has family in Arizona... Recruited by coach Jeff Hammerschmidt... Son of Yolanda and Anthony Butler... Date of birth July 5, 1990.

Travis Cobb 6
Receiver

Senior, 6-0, 180 - Rocky Mount, N.C. (Rocky Mount/Blinn College)



Arizona: 1L... Slated for top duty in outside receiving corps in 2010... Cobb punctuated his juco transfer 2009 season with a 95-yard kickoff return to open the game against Washington State. The effort helped him win club's special teams player of the week honor... Caught a pass for 15 yards in that same game, plus rushed twice for six yards at Washington... Played in 12 games in 2009... Kickoff returns are his province, with 30 returns for 762 yards and a 25.4 average... KOR average rated 36th nationally... The 95-yarder tied for sixth longest in UA history... His return yardage was a school record, breaking Chuck Levy's mark of 682 yards on 27 returns in 1991, plus his 30 returns also are a school record, topping 28 by Syndric Steptoe in 2003... Yardage best: 2-131 vs. WSU; Most KORs: 5-118 at UW and 5-117 vs. Oregon... **Career:** 12 games, 1-15 receiving, 30-25.4 KOR, 3-6 rushing...


Junior College: Blinn College, Brenham, Texas, 2009... Helped lead Blinn and coach Brad Franchione to a 9-3 record and the Heart of Texas Bowl against Fort Scott (Kansas) in 2008... 36 catches for 508 and four touchdowns for the Bucs in 2008... Cobb earned first-team All-Southwest Junior College Football Conference honors as a return specialist... NJCAA Region 14 first-team specialist honors... Averaged 34 yards per kick return, with a 95-yarder for a touchdown... Rated among the top 100 national juco prospects... Had five catches for 162 yards and three TDs in a 49-24 upset victory over then-No. 1 Navarro in the SJCFB championship game...

High School: Rocky Mount, N.C., High School, 2007...

Personal: Academic major is sociology... Played with fellow signee C.J. Parish in 2008 and former Wildcats Sterling Lewis and Herman Hall at Blinn in 2007... Recruited by former UA coach Dana Dimel... Date of birth Aug. 5, 1987.

Keenyn Crier 47
Punter

Senior, 6-1, 200 - Spring, Texas (Westfield)



Arizona: 3L... Arizona's three-year punter with 38 consecutive starts in the deep drop... Top-rate punter and national honors candidate... 41.5-yard average on 57 punts in 2009... Had 50-yard-plus kicks in eight games, with season-long 68-yard effort at Oregon State to earn UA special teams player of the week nod... Stuck three punts inside the 20-yard line in that game to help UA win the contest with field position... Had 13 inside-20 kicks... Had nine punts at ASU (47.3) and nine against Nebraska (41.6), his single-game highs... Career average of

42.9 on 164 punts... Was first-team All-Pac-10 as redshirt freshman in 2007 and honorable mention pick in 2008... Rated 13th in the FBS at 43.9 as soph... Helped UA rate 27th in net punting in '08... His first two season figures are in the school's season top 10... Fourteen 50+ punts in 2008... Missed fall camp '08 with back problem and took awhile to get back into shape... Knocked 15 punts inside the 20 yard-line... Coaches' citation for special teams player of the week against Southern California... First-team all-conference punter as a redshirt freshman in 2007... Led the Pac-10 his first year and turned in a remarkable season with a 43.7 average in 2007... First-team All-Pac-10 honors... Fifty-nine punts, with 22 downed inside the opponents 20 yard-line and only six touchbacks... Helped UA lead the league with a 38.1 net punting figure... Earned second-team Freshman All-America honors from The Sporting News, Rivals.com

and Collegefootballnews.com... Kicked an 83-yard punt against USC, the second-longest in school history, and earned Pac-10 ST Player of the Week honors... His season average was No. 5 in UA history... Joined the team for fall camp as a walk-on in 2006 and earned raves while apprenticing behind Nick Folk... Has outside shot at school record of 225 career punts set by Danny Baugher from 2002-05...

High School: Westfield High School, Spring, Texas, 2006... Averaged 42.3 yards per punt as a senior, 46.0 as a junior...


Personal: Academic major is sociology, with expected graduation this fall... Was awarded a scholarship in early 2007... Date of birth: March 23, 1989.

Career Totals:

Year	P	Yds	Avg	Lg	TB	FC	In20	Blk
2007	59	2577	43.7	83	6	11	22	0
2008	48	2109	43.9	69	5	8	16	0
2009	57	2363	41.5	68	7	8	13	0
Total	164	7049	42.9	83	18	27	51	0

Juron Criner 82
Wide Receiver

Junior, 6-4, 210 - Las Vegas, Nev. (Canyon Springs)



Arizona: 2L... Should be a top outside threat nationally as a junior in 2010... Second on club with 45 receptions for 582 yards and team-high nine scores in 2009... The touchdowns tied for No. 5 on UA single-season receiving TD chart... Had huge game with 12 receptions for 152 yards against Stanford, although did not get in the end zone... That game tied him with many others for the second-most catches in single-game UA history... Had career-high three touchdown receptions against

Oregon in near-winning effort... Six grabs for 71 yards and the game-winning touchdown at the Coliseum in Dec. 5 victory over No. 20 Southern California... Rushed three times for 39 yards against UCLA and three times for 19 yards against the Trojans... Seven carries for 62 yards in sweep action... Caught a pass in all but the WSU game in 2009... A couple more TDs will put him in UA's all-time career top 10 for career scoring receptions... Career highs: 12-152 against Stanford '09, 3 TD against Oregon '09, 3-39 rushing against UCLA, 3-19 at USC '09... In 2008 he started the first two games of the year and the California game... Played in all 13 games... Potentially UA's top big receiver for coming years... Season Highs: 4-45 receiving against Toledo... 1 touchdown catch at New Mexico in fourth quarter... 1 tackle against California and WSU... 28-yard catch at UNM... One of two Las Vegas recruits in the 2008 class along with running back Keola Antolin...

High School: Canyon Springs High School, Las Vegas, Nev., 2008... Voted to the Las Vegas Sun All-Decade Team in early January 2010 for his prep accomplishments... Class 4A All-Sunrise Region first-team offense... Two-time all-state... PrepStar All-West... Big receiver with decent speed, Criner caught 58 passes for 1,631 yards and 25 touchdowns his senior year for coach Matt Jenkins... Catches and yardage was top in state... Team scoring leader with 172 points including 10 PATs... Had 36 catches for 788 yards his junior year on an 8-4 squad... Noted basketball player...

Personal: Academic major is family studies and human development... Recruited by former coach Michael Smith... Date of birth Dec. 12, 1989...

Career Totals

Year	G-GS	Rec.	Yards	Avg.	TD	Long
2008	13-3	7	88	12.6	1	28
2009	13-5	45	582	12.9	9	71
Total	26-8	52	670	12.9	10	71

Gino Crump 40
Receiver

Junior, 6-2, 210 - Washington, D.C. (West Virginia)



Arizona: SQ... Could contend for a top role on the outside in 2010... Sat out 2009 as a transfer... Joined the program in August 2009 as a walk-on receiver... Early camp showed his potential to contend for a role... Transferred from West Virginia, where he redshirted in 2008...


Junior College: Glendale, Ariz., Community College... Played football in 2007...

High School: Woodrow Wilson High School, Washington, D.C., 2006

Personal: Academic major is political science... Date of birth August 8, 1988... Attended Fork Union Military Academy in Virginia in 2006-07... Son of Gino Crump Sr. and Regina Crump of Washington, D.C...

Kyle Day 39
Receiver

Senior, 5-11, 180 - Sahuarita, Ariz. (Sahuarita)



Arizona: 1L... Earned a letter as a return teams player in 2009, playing in 10 games... Outside receiver corps... Worked with special teams as a punter and holder in 2008... Played in two games in 2007... Five catches in 2007 Spring Game... Joined the team as a walk-on for fall 2006 camp...

High School: Sahuarita, Ariz., High School, 2006...

Personal: Academic major is pre-business... Date of birth July 1, 1988.

2010 Arizona Football

Vaughn Dotsy Offensive Line

70

Junior, 6-5, 335 - Ventura, Calif. (St. Bonaventure)



Arizona: 2L... Dotsy should be fixture at right guard in 2010... Missed spring ball action with back injury rehab... Nine-game starter at right guard in 2009... Missed Iowa, Oregon State and Washington games after suffering a concussion when hit in the helmet on field goal try against NAU... Talented young player who earned letter as true freshman in four games' duty in 2008... Clearly projects as key player up front in 2010... One of the true freshman lettermen on the '08 club, Dotsy showed potential in camp and then kept improving at a position where youth is not normally served... Played spot duty in four games... Earned travel status from the onset of the year after good camp... **Career:** 14 games played, 9 starts...

High School: St. Bonaventure High School, Ventura, Calif., 2008...

All-Division IV CIF Southern Section in 2006 and 2007... Ventura County Star first-team selection for three years... First-team All-Channel League... PrepStar All-West... Helped lead team to California Division III state title at 14-1... Second-team all-state... Played for one of the perennial powers in the greater Los Angeles area... Team was 14-0 in 2005, 10-2 in 2006 under coach Jon Mack... Under Armour All-Star game in Orlando in early January... Helped clear way for 2,500-yard rusher Darrell Scott and 36-points-per-game offense that won ninth CIF Southern Section title... Accomplished prep thrower, earning Tri-Valley League meet shot put championship in 2007 with 44-5 throw and second in the discus with a toss of 134-1, and won both events at the meet in 2006...

Personal: Academic major to be determined... Recruited by former coach Joe Robinson... Date of birth Sept. 7, 1989...

David Douglas Wide Receiver

85

Junior, 6-1, 198 - McKinney, Texas (North)



Arizona: 2L... Should flourish as one of the club's top threats at inside receiver in 2010... Had 31 receptions for 320 yards in the short game, with career-highs of seven receptions, 92 yards and two touchdowns against Stanford, plus had career-long 43-yard catch in that game... Also had six receptions for 62 yards at Washington... Rushed one time for six yards at OSU... Missed the last two regular-season games of the year with a thigh bruise suffered against Oregon... Formation starts against the Cardinal, UCLA, Washington State and Oregon... After three catches as a redshirt freshman in 2008, his improvement was dramatic... Used as the 'safe' punt returner in the first half of the year, with three for a combined nine yards... Lettered as a true freshman in 2008, with formation action in some games and on kicking units... Played in all 13 contests... One reception for 20 yards in season opener... Caught a pass against Oregon and against Oregon State... Douglas was one of the staff's earliest commitments in the class of 2008...

High School: North High School, McKinney, Texas, 2008...

First-team All-District 9-4A Offense Texas honor 2007... PrepStar All-Midlands... Dallas Morning News Area 100... Dave Campbell's Texas 300 Top 20 WR... Had nine catches for 174 yards and four TDs against Denton in big 2007 game... Played quarterback at mid-season 2007... 2006 Team Texas 4A Region II first-team offense as junior for the Bulldogs and coach Shawn Pratt... Friend of baseball signee Nico Taylor... Both played basketball, and Douglas is a former member of the Texas Showtime team coached by former Cowboy Tony Hill... 83 grabs, 1285 yards and 13 touchdowns as a junior, among top five in area...

Personal: Academic major is pre-communication... Recruited by former coach Mark Stoops... Date of birth June 27, 1989...

Career Totals

Year	G-GS	Rec.	Yards	Avg.	TD	Lg
2008	13-0	3	41	13.7	0	20
2009	11-4	31	320	10.3	2	43
Total	24-4	34	361	10.6	2	43

KOR 1-10 '08; Punt Ret 3- -1 '09

Derek Earls Linebacker

40

Junior, 6-3, 235 - Waconia, Minn. (North Dakota State College)



Arizona: Expected to battle for starting role at Mike linebacker in first year in the program... Enrolled at Arizona in January, one of two juco LBs signed in the class of 2010...

Junior College: First-team NJCAA All-America honors as sophomore... First-team All-Midwestern Conference both years... SuperPrep Juco 100... Two-time MFC-West first-team all-region... 108 tackles, among Region 13 leaders, including 14 for losses, a sack and a forced fumble in 2009... 96 tackles as a junior, with 10 TFL and two sacks... Earned

JCFootball.com preseason All-American defense second team entering his final juco year...

High School: Minneapolis Star-Tribune All-Metro RB/LB as a Waconia HS senior... Minnesota High School All-Star Football Game June 2008... 2007 AP All-State second-team honors as running back...

Personal: Academic major is sociology... Date of birth April 5, 1990... Recruited by UA coach Tim Kish...

Ricky Elmore Defensive End

44

Senior, 6-5, 260 - Simi Valley, Calif. (Grace Brethren)



Arizona: 3L... Clearly one of the club's dominant defenders and among league's best edge rushers for 2010... Led Pac-10 in sacks during regular season with 10.5, finishing second after bowl season... Honorable mention All-Pac-10 by league coaches and second-team All-Pac-10 honors from Phil Steele publications... Earned his way on to mid-season candidacy list for the Hendricks Award... 13-game starter in 2009 and 22 career starts including the last 16 games... Second among linemen in tackles for linemen with 44... Had two sacks each in victories at Oregon State, vs. WSU and at ASU... Forced a fumble and broke up a pass at ASU and recovered a fumble vs. WSU... Career-high eight tackles at Iowa... Started the first six games of 2008 at defensive end, and then finished with three starts at the end... Soph season highs: four tackles in UNM and Stanford games, three solo in each... two sacks, three TFL against Lobos... Tipped-ball interception at Stanford... Lettered on special teams and in some spot duty in '07... Season-best three tackles at Oregon State... Knocked down a pass against Oregon... Finished with 10 total hits including a shared hit behind the lines... Also had a TFL against WSU... Redshirted the 2006 season...

High School: Grace Brethren High School, Simi Valley, Calif., 2006... *Cal-Hi Sports* All-State small schools first-team defense for coach Terry Gourley... CIF Southern Section/AAF first-team, and CIF Division XI first-team... All-Ventura County first-team defense by the *Ventura County Star*... SuperPrep All-Farwest... County small schools defensive lineman of year... A stalwart for Grace Brethren's ascent in its changeover from eight-man ball in 2002 up through three divisions by his senior year with the Lancers... Nimble enough to fill in part-time at quarterback... *Los Angeles Times* preseason Top Southland DL list, along with fellow signees D'Aundre Reed and Conan Amituanai... Grace Brethren played in the CIF Southern Section Division XI title game... Had 15 sacks and 80 tackles in 2005 and was a huge difference maker on kicking units, manhandling the protection for a phenomenal 11 blocked kicks... Had 11 sacks as a junior... *Agoura Acorn* 'fantasy all-area'... Tight end on offense, with two TD catches against Simi Valley in 2006...

Personal: Academic major is interdisciplinary studies... Twin brother, Cory, is a UA student and lineman whose medical condition forced early retirement... Date of birth: Feb. 1, 1988.

Career Totals

Year	G-GS	UT	AT	TT	Other
2007	12-0	6	4	10	1 PD, 1.5 TFL
2008	13-9	13	12	25	8-58 TFL, 4-34 Sk, INT, PD, FF
2009	13-13	25	19	44	11.5-64 TFL, 10.5-52 Sk, FF, FR, PD
Total	38-22	44	35	79	21-127 TFL, 14.5-86 Sk, INT, 3 PD, 2 FF, FR

Trevor Erno Linebacker

10

Freshman-RS, 6-1, 230 - Lakewood, Calif. (Lakewood)



Arizona: Will compete for starting role at middle linebacker in 2010... Redshirted 2009 behind UA's three senior starters... Earned program's MVP award for scout-team defense during the year... Earned similar weekly honors for his work during WSU and Oregon game preparations...

High School: Lakewood, Calif., High School, 2009... All-CIF Pac-Five first-team defense... Co-Moore League Defensive MVP... PrepStar All-America... Tacoma News Tribune Western 100... Played on 10-3 club rated in California Top 25 for coach Thadd MacNeal... Team

made CIFSS Pac-Five semis... Erno had 128 tackles and 5.5 sacks in 2008, to lead the Lancers... Played on kicking units as a hard-hitting force... Offense-Defense Sports All-America game in South Carolina 2009... Was early nominee for U.S. Army All-American Bowl... Participant in Speedburner speed-training camps to improve burst ability... MaxPreps first-team Division I All-State defense 2008 for Lancers... Erno had 96 tackles and seven sacks during his junior season...

Personal: Academic major to be determined... Son of Tina and Tim Erno... Same school as former UA linebacker Adrian McCovy, a Lakewood Hall of Fame member... Recruited by coach Mike Tuasosopo... Date of birth Dec. 15, 1990... Pronunciation: Ur-no

Jake Fischer Linebacker

33

Sophomore, 5-11, 220 - Oro Valley, Ariz. (Ironwood Ridge)



Arizona: 1L... Expected to compete for starting strongside linebacker role... Lettered as a true freshman backup and special teams player in 2009, playing in all 13 games... Won coaches' special teams co-player of the week honor in his career debut... Finished with seven tackles (six solo), with season-high two against both Central Michigan and WSU...

High School: Ironwood Ridge High School, Oro Valley, Ariz., 2009... Arizona Football Coaches Association Class 5A second-team All-State... PrepStar All-West... Arizona Republic All-5A

2010 Arizona Football

second-team honors as a linebacker for coach Gary Minor... 24 carries for 216 yards in playoffs against Sunnyside... Nighthawks made 5A Division II state semifinals and had a 10-3 finish... 5A Southern II All-Region Defensive MVP by coaches in 2008, first-team defense, 2nd-team offense... 2007 All-Southern Arizona by Arizona Daily Star...

Personal: Academic major is pre-business... Recruited by coach Dave Nichol... Son of Sue and Brett Fischer... Date of birth Aug. 30, 1990.

Nick Foles 8

Quarterback Junior, 6-5, 245 - Austin, Texas, Westlake HS



Arizona: 1L... Foles should emerge as one of the league's best in 2010 after laying a solid foundation in his sophomore debut in 2009... Honorable mention All-Pac-10 honors... Honorable mention Pac-10 All-Academic honors... Emerged in third week of season with performance at Iowa that earned him the starting role the following week... Finished the year with 2,486 passing yards, a completion percentage of 63.4, threw 19 touchdowns against nine interceptions and an efficiency rating of 125.25... Yards were sixth most in school annals, TD throws are fourth best, completion percentage is in top

10... His 260 completions and 410 attempts were No. 2 in school history... Quite a year for a first-year player after a redshirt season in '08 following transfer from Michigan State... Earned Pac-10 offensive Player of the Week honors after a career-best 415-yard, three-touchdown game against Stanford, which earned national QB of the week citation from College Football Performance Awards... Threw career-high four TD passes against Oregon, one of his three 300-plus yardage games... Completed 40 of 51 against the Cardinal for a school-record 78.4 percent and the 415 yards, the eighth highest total in school history... Mobile enough to avoid sacks, helping Arizona limit opponents to 13 total all year... Career-long 71-yard pass (Juron Criner) against Oregon... Joined team for fall camp 2008 as a transfer from Michigan State... Spent year at times emulating opponents' quarterbacks with scout teams, also in drills with top units... Earned team's Scout Team Player of the Year award for work against defense... Also earned weekly honors from coaches for work during ASU and New Mexico preparations...

Career Stats

Year	G-GS	Effic	Cmp-Att-Int	Pct	Yds	TD	Lng	Avg/G
2009	12-10	125.25	260-410-9	63.4	2486	19	71	207.2


Michigan State: Played in one game during 2007 season, with 5-for-8 passing for 57 yards including a long pass of 22 yards...

High School: Westlake High School, Austin, Texas, 2006... Set school career records for passing yards (5,658) and passing TDs (56), breaking marks previously held by Drew Brees (New Orleans Saints)... Fourth-team all-state selection by TexasHSFootball.com... Honorable mention Class 5A all-state pick by the Texas Sports Writers Association (TSWA)... Offensive MVP of the All-District (25-5A) Team... Central Texas (All-Centex) Player of the Year by the Austin American-Statesman... Tom Lemming All-America as senior... SuperPrep All-Southwest and PrepStar All-Midlands honors... State 100 by the Houston Chronicle, No. 8 at QB... Two-year starter for Coach Derek Long... Completed 187-of-280 throws (.668) for 3,296 yards, 33 touchdowns and just four interceptions as a senior while leading the Chaparrals to a 12-3 record including a trip to the Class 5A Division I championship game against Southlake Carroll... Had nine 200-yard passing games in 2006, including a season-high 319 vs. Seguin... Named to the All-Texas 5A All-Junior Team by 5ATexasFootball.com... Threw for 2,353 yards and 23 TDs as a junior... Passed for a school-record 383 yards vs. Hays Consolidated in 2005... Three-year starter and two-time team MVP for Coach Ben Faulkner's Westlake basketball team... Averaged 15 points and 11 rebounds in 2005-06 while earning all-district honors, and led the district in rebounding as a sophomore... Academic All-District honors in football and basketball...

Personal: Academic major is pre-communication... Son of Larry and Melissa Foles... Born Jan. 20, 1989.

Trevor Foster 29

Defensive Back Senior, 6-0, 205 - Ontario, Calif. (Colony)



Arizona: 2L... Will battle back after post-spring knee surgery... Could contend for special teams duty in 2010 after missing last 11 games of 2009 season with a knee injury... Had one tackle against Central Michigan... Lettered twice... Had 12 hits in 2008, with seven on kickoffs and two in punt coverage in 13 games... Saw some late-game duty in the secondary... Reserve safety at either position... Earned coaches' special teams player of the week honors twice, against Oregon and UCLA... Season high of two tackles at New Mexico... Lettered as a redshirt freshman on kicking units in 2007, playing in 11 games... Had an assist at California... Original walk-on in

2006 who earned scholarship in '08...


Career: 26 games played, 14 tackles

High School: Colony High School, Ontario, Calif.

Personal: Academic major is family studies and human development... Date of birth Aug. 4, 1987... Nicknamed Tito...

Phillip Garcia 67

Offensive Lineman Senior, 6-7, 330 - Cerritos College



Arizona: 1L... Potential starting right tackle in 2010... Played in five games with starts at left tackle in Oregon State and Stanford games... Redshirted 2008 after knee surgery following mid-year enrollment... Had outstanding juco career with teammate and subsequent fellow Wildcat Mike Diaz at Cerritos Community College...

Junior College: Cerritos College, Norwalk, Calif., 2007... Named 2nd Team All-Mission Conference Northern Division in 2006... Injured half way through senior year otherwise was en route to similar honors as soph for coach Frank Mazzotta... Teamed with high school teammate Mike Diaz


to help anchor the offensive line...

High School: Schurr High School, Montbello, Calif., 2006... Diaz helped lead his team to three consecutive Almont League championships... Recorded 20 pancake tackles as a prep senior... Was the freshman team's Lineman of the Year... Was a 1st Team all-league selection in track and field as a senior after earning 2nd Team honors as a junior... Also played a year on the basketball team and helped them to the league title...

Personal: Academic major is religious studies, with expected graduation this fall... Recruited by coach Michael Smith... Date of birth Sept. 2, 1988, in East Los Angeles.

Robert Golden 1

Safety Junior, 5-11, 190 - Fresno, Calif. (Edison)



Arizona: 2L... Could factor as starting strong safety or one of the cornerback spots in 2010... 13-game starter at strong safety in 2009 after switching to the position from cornerback in spring ball... Had electrifying play with 79-yard interception return for a touchdown two and a half minutes into the victory over Stanford... Return was the seventh-longest INT take-back in school history and longest in 13 seasons... Also had interception and 14-yard return against WSU... Earned coaches' citation for special teams player of the week against Washington... Earned spurs on special teams in 2008 as redshirt freshman... 41

total tackles with a career-high nine at Iowa and five against Stanford... Learned the ropes in the defensive backfield, with action in all 13 games, primarily on special teams in 2008, but occasionally in formation role... Had eight tackles on kickoff coverage, second on that unit... Finished with 12 tackles for the regular season... One of Arizona's top recruits in the 2008 class... '08 game-highs: 2 tackles vs. Idaho, UCLA and Stanford... Career highs: nine tackles and pbu at Iowa '09, one interception twice...

High School: Edison High School, Fresno, Calif., 2008... Long Beach Press-Telegram Best in the West... Tacoma News Tribune Western 100... PrepStar Dream Team 2007... All-Fresno Bee 2007 Football All-Star... Second-team all-state by CalHiSports and All-Valley first-team honors... U.S. Army All-American game... MaxPreps Division II All-State first team... Helped Edison 10-1-1 record and state semifinals... Among top-rated on Arizona's list of signees... Three-year starter for Edison, which has turned out a number of D-I defensive backs over the years... Tigers coach Tim McDonald - of USC fame - says hardly anyone completed any passes against lockdown-corner Golden in 2007, who was joined in the secondary by Tim Jr., a safety... In 2006, had 61 tackles and four interceptions playing opposite all-state pick Courtney Viney...


Personal: Academic major is sociology... Recruited by coach Tim Kish... Date of birth Sept. 13, 1990...

Career Totals

Year	G-GS	UT	AT	TT	Other
2008	13-0	9	4	13	TFL, FF
2009	13-13	24	17	41	2 INT, PBU, TD
Total	26-13	33	21	54	2 INT (TD), PBU, FF

Adam Grant 78

Offensive Tackle Graduate, 6-8, 325 - Puyallup, Wash. (Puyallup)



Arizona: 2L... Grant will likely switch to left tackle in his final year... Was granted a retroactive medical hardship year from 2007... Second-team All-Pac-10 honors in 2009, with 13 starts at right tackle... He was healthy in 2009 and it showed in some hugely consistent play as part of a unit that allowed only 13 sacks... 18-game starter after earlier hand and knee injuries slowed his start... Was listed at tight end when he arrived... He started the first five games in 2008 before a hand injury knocked him out as a starter, and then came on to play fill-in duty in two other games down the stretch... Was expected to push for a key role in

2007 and then missed out with a knee injury following his only appearance in the NAU game... Also missed his redshirt freshman year in 2006 while rehabilitating

2010 Arizona Football


from knee surgery at the start of the year... Redshirted the 2005 season as a true freshman tight end... He was the lone prep tight end signed by the Cats in 2005, but coaches envisioned him at tackle... UA signed Grant from the same school as UA's 2002-03 quarterback starter Jason Johnson... Career: 20 games played, 18 starts...

High School: Puyallup, Wash., High School, 2005... SuperPrep All-Farwest, rated No. 12 on its Washington 23 list... PrepStar All-West... Prep history on the defensive line and was considered by some to have talent as an offensive lineman due to his frame... Washington AP all-state honorable mention tight end in his first year at the position in 2004, and played defensive end prior to that... Seattle Time first-team preseason DL pick, and a Times first-team all-state TE after the year... 14 catches for 185 yards on a run-oriented team; 39 tackles one INT and two sacks on defense... Nominated to U.S. Army All-American team... Starting center on basketball team... PrepStar All-West honors in 2004... Senior captain in football... Lettered in track...

Personal: Academic major is religious studies... Graduated in May 2009... Son of Steve and Helen Grant of Puyallup, about 10 miles southeast of Tacoma... Mom is an office assistant; father is retired from the U.S. Army Corps of Engineers... Dad is Western Washington graduate... Older brothers Brian and Richard played football, with Brian active in Portland Arena League team at one time... Relatives Joseph and Jeff Kapheim were University of Wisconsin four-year track and hockey athletes, respectively... Active in teaching youth basketball and a church youth group member... Likes all sports... Full name Adam Lee Grant... Date of birth: May 2, 1986, in Tacoma, Wash.

Nic Grigsby 5 Running Back

Senior, 5-10, 190 - Whittier, Calif. (California)



Arizona: 3L... Enters senior year with 2,424 career rushing yards and a substantial career 5.3 yards per tote... Ten career 100-yard games in 28 starts... Finished eighth in the Pac-10 in rushing (567) in 2009 despite missing three full games and not being fully healthy (shoulder) in a total of six contests... Averaged 7.2 yards per carry as junior... 50-yard winning TD run against Stanford '09... Citation for team offensive player of the week against CMU (23-118)... Had 94-yard run against NAU, the school's longest non-scoring run in history and second-longest run in the UA record book... Career-high 207 yards on 15 totes against NAU in '09... Career rushing total is No. 8 on UA charts, plus his 1,153 yards in 2008 was ninth-best single-season total despite splitting some time in the backfield... Honorable mention All-Pac-10 honors in 2008... 2008 total of 13 rushing TDs was the third most in UA single-season history... Had five 100-yard games with season-best 189 yards on 28 totes at WSU... Added 12 receptions for 62 yards... Career-best three TDs against Toledo in 2008... ASU game coaches' honor for offensive player of the week... Wrested a starting role as true freshman in early 2007... Earned all-league freshman and honorable mention All-America honors from The Sporting News... Second on the team in all-purpose yardage in '07 with 904 yards on 704 rushing yards and 200 catching the ball... Career high 30 carries (186 yards) in first start against Washington State... Also had 100-yard games against Stanford (24-126) and UCLA (20-124)... Nine catches and 76 yards vs. WSU are best receiving game... Had TD grabs against Cougars and ASU, rushing TDs vs. Cal and UCLA...

High School: California High School, Whittier, Calif., 2007... All-West 2006 honors from PrepStar... Scouting services rated him among top dozen prep running backs in state... Transferred to California High School in Whittier for his senior year... Rushed for 1,273 yards and 11 touchdowns as a senior on 137 carries... had five 200-yard games... Ran for 758 yards and 10 scores as a junior, earning first-team all-area and first-team all-league... Played defense for the Swordsmen in two games as a corner in 2005, with eight tackles and an interception... Played at St. Paul in Santa Fe Springs soph and junior years... CalHiSports top 100 state prospect...

Personal: Academic major is family studies and human development... Date of birth: Dec. 26, 1988...

Career Totals:

Year	G	TC	Yds	TD	YPC	Lg
2007	10-7	161	704	2	4.4	60
2008	13-13	214	1153	13	5.4	55
2009	10-8	79	567	5	7.2	94
Total	33-28	454	2424	20	5.3	94

Receiving: 35-200, 2 TD; 12-62, 0 TD; 13-57, 0 TD; 60-319 total

Adam Hall 12 Safety

Sophomore, 6-4, 205 - Tucson, Ariz. (Palo Verde)



Arizona: 1L... Expected to compete for a top role at safety in 2010... Lettered as true freshman in 2009, playing in nine games as kicking-units starter and backup free safety... Two tackles in scrimmage action and seven hits on kickoff coverage for nine total... Career-best four tackles against WSU... Was recruited with athletic potential on both sides of the ball, but was spotted on defense from the onset...

High School: Palo Verde High School, Tucson, Ariz., 2009... Parade All-America as a receiver... EA Sports All-

America as a multi-purpose player... PrepStar All-America as athlete... Tacoma News Tribune Western 100... Averaged 10 yards for every touch in 2008, with 38 total touchdowns -- 25 rushing, five receiving, three on interceptions, three on kickoff returns, and one apiece on fumble and punt returns... Receiver, safety and running back as a prep... Arizona Football Coaches Association 4A All-State first-team receiver... Player of the Year by Tucson Citizen and Arizona Daily Star... Arizona Republic All-Arizona for coach Todd Mayfield and 10-2 Titans... Arizona Republic Big School Player of the Year... U.S. Army All-American Bowl participant January 2009 in San Antonio... 2008 4A Gila All-Region first-team offense (all-purpose)... Honolulu-Mainland All-Star Game 2009... Honorable mention Best in the West by Long Beach Press-Telegram... Second-team all-Southern Arizona DB by Arizona Daily Star in 2007...

Personal: Academic major to be determined... Son of Tamerlyn and James Hall... Father, the Rev. Hall, played for Arizona in 1970s... Recruited by coach Dave Nichol... Date of birth Sept. 15, 1989.

Jovon Hayes 57

Offensive Line

Senior, 6-2, 300 - Los Angeles, Calif. (Dorsey)



Arizona: 1L... Will contend for starting duty at guard as fifth-year senior... Solid '10 spring put him in picture... Lettered as backup guard in 2009, playing in a pair of games... Travel-squad status for various contests in past four seasons... Saw action in pair of games as a redshirt freshman (Cal and WSU) at mid year... Spent 2006 as an emergency option on travel team status... Career: four games played...


High School: Dorsey High School, Los Angeles, 2006... Los Angeles Times 2006 first-team All-Star Southland for coach Paul Knox... SuperPrep All-America... 2005 CalFlorida Bowl participant... SuperPrep All-Farwest... 2004 Cal-Hi Sports all-state underclass first-team... Received votes in the Best in the West poll by the Long Beach Press-Telegram... As a junior, he had 100 pancake blocks and did not allow a sack... On defense, he saw action at defensive tackle and recorded 22 tackles, 20 of which were for losses. He also had one sack... Earned CIFLA 4A All-City honors, and first team all-league, all-conference and all-state underclass... In 2005, he had 48 tackles, 20 for losses, three fumbles caused and two sacks. His team went 10-3 on the year and played in CIF Los Angeles City Championships semi-finals, losing to eventual titlist Crenshaw...

Personal: Academic major is interdisciplinary studies, with expected graduation this fall... Was a UA Scholar-Athlete of the Month for November '07... Date of birth: April 17, 1988.

Jonathan Hollins 93

Defensive Line

Junior-RS, 6-3, 280 - Baton Rouge, La. (Redemptorist/College of Canyons)



Arizona: RS... Expected to contend for a starting job at one of the defensive tackle positions in 2010... Solid improvement in the weight room during redshirt year in 2009...

Junior College: College of Canyons, Santa Clarita, Calif., 2009... Southern California Football Association unanimous first-team All-National Division for Canyons... All-Western State Conference first-team defense for coach Garrett Dujague, who took the team to 12-1 and state title game... National top 50 juco rating for Hollins... Had 44 tackles, and 4.5 sacks as a soph... In first year, recorded 31 tackles, eight sacks, two forced fumbles, and two fumble recoveries... Will have two years' eligibility...

High School: Redemptorist High School, Baton Rouge, La... All-Louisiana 40 out of high school after leading team to state 3A title with 103 tackles and seven sacks...

Personal: Academic major is sociology... Recruited by coaches Sonny Dykes and Dave Nichol... Signed with Texas Tech out of Redemptorist High School in spring 2006 and briefly attended Hargrave Military Academy in Virginia and Jones County Junior College in Mississippi... Son of Ruth and Kenneth Thomas... Date of birth Sept. 26, 1987.

Daniel Jenkins 3

Running Back

Freshman-RS, 5-9, 187 - Moreno Valley, Calif. (Rancho Verde)



Arizona: RS... Expected to contend for rotation play at running back in 2010... Redshirted as true freshman in 2009... Had good first camp but UA was four deep with older talent... Earned coaches' scout team player for the week honors for Iowa preparation...

High School: Rancho Verde High School, Moreno Valley, Calif., 2009... One of top RBs in Inland Empire... PrepStar All-America... Tacoma News Tribune Western 100... CalHiSports All-State nominee for Southern Section... All-Inland Valley League honors as a junior DB for the Mustangs... Two big games with 212 rushing yards and 3

scores against St. John Bosco, and three TDs and 191 yards against Arcadia in 2008... Played cornerback as an underclassman just to break into the lineup at Rancho Verde for coach Pete Duffy... Ran for over 1,014 yards and 15

2010 Arizona Football

touchdowns as a 2007 junior, with superb nine yards per tote... Nike elite 08 camp...

Personal: Academic major is pre-business... Skipped third grade... Son of Charlotte and William Jenkins... Recruited by coach Tim Kish... Date of birth June 5, 1992.

Jack Julsing 77 Offensive Line

Senior, 6-7, 310 - Moreno Valley, Calif. (Vista Del Lago)



Arizona: 1L... Expected to contend for a starting role at right tackle in 2010... Can play on the left side, too... Lettered in 2009 as mid-year transfer, appearing in 10 games as a backup and kicking-unit starter... Enrolled in January 2009...

Junior College: College of the Desert, Palm Desert, Calif. 2008... Played for the Division III Wisconsin-Whitewater Warhawks before returning to play in his home state at College of the Desert... Team played in Orange County Bowl and was 6-5 in 2008...

High School: Vista Del Lago High School, Moreno Valley, Calif. 2006... Also played basketball for the Ravens...

Personal: Academic major is sociology... Nicknamed "Diesel" at College of the Desert... Recruited by coaches Tim Kish and Bill Bedenbaugh... Son of Sandy Cheasty and John Julsing... Date of birth Nov. 11, 1988.

Chris Merrill 71 Defensive Tackle

Sophomore, 6-2, 285 - Scottsdale, Ariz. (Saguaro)



Arizona: SQ... Contender backup duty on the defensive interior... Appeared in four games in 2009 and played as middle blocker on kick return unit... Redshirted true freshman season in 2008... Coaches' citation as scout team player of the week for the New Mexico game in 2008... One of UA's initial commitments in the 2008 class...

High School: Saguaro High School, Scottsdale, Ariz., 2008... PrepStar All-West... Arizona Football Coaches Association first-team All-State 4A defensive line... East Valley Tribune All-4A-2A second-team offensive line... Comes to UA from a team with twin titles and a 27-1 record in past two years under coach John Sanders... 1st team all 4A as an OL and 1st team all region on both sides of the ball as a junior after recording 73 tackles and 21 sacks... Helped team win 4A Division I state title junior year at 13-1... Merrill caused a fumble that led to the winning score in 41-21 victory over Sabino in that title game... Sabercats repeated at 14-0 in 2007 with a 23-21 victory over CDO... 12 sacks as senior two-way player...

Personal: Academic major to be determined... Recruited by coach Tim Kish... Date of birth Oct. 6, 1989...

Lolomana Mikaele 94 Defensive Tackle

Senior, 6-2, 305 - Honolulu, Hawai'i (Damien)



Arizona: 2L... Anticipated starter at one of the tackle spots and clearly one of the veterans on the interior... Three starts in 2009 among 13 games played... Finished with 12 tackles including 2.5 for losses and a shared sack (OSU), plus a fumble recovery (WSU)... Season-high three tackles at Oregon State ... Did not play in 2008 because of an administrative issue, although he was eligible and did compete in practice... Earned coaches' scout team player of the week honors for Washington game preparations in 2008... Played in all 12 games in 2007 as a backup and one-time starter (UCLA), finishing with 13 tackles and 1.5

for losses... Had a season-best three tackles three times, vs. UNM, OSU and UCLA... Redshirted in 2006... Helped UA coaches re-ignite Arizona's recruiting tradition in the islands as a January 2006 signee...

Career: 25 Games, 4 starts, 14+11 for 25 tackles, 4.9 TFL, 0.5 Sk, FR

High School: Damien Memorial High School, Honolulu, 2006... *Honolulu Star-Bulletin* coaches/media second-team All-State honors for coach Rudy Alejo in 2005... SuperPrep All-West as a linebacker... All-Interscholastic League of Honolulu first-team ... *Star-Bulletin* 'Key Isle recruit' list... Recruited by schools as distant as the SEC, according to local news reports... Played for West All-Stars in January HUB Goodwill Senior Bowl at Aloha Stadium... Played front line for basketball team... Track thrower with third-place finish in ILH Championships in discus, and sixth place in HHSSA State meet in 2005 with a 158'-6" discus throw... Won Rainbow Relays Junior Varsity shot put title as sophomore...

Personal: Academic major is family studies and human development, with expected graduation this fall... Student body vice president of private school Damien as senior... Goes by the name 'Mana'... Date of birth: Nov. 18, 1987. Pronunciation: Lo-lo-mana Mee-kah-AY-lay

Terrence Miller 87 Receiver

Sophomore, 6-4, 225 - Moreno Valley, Calif. (Rancho Verde)



Arizona: 1L... Expected to contend for a major role as a big slot receiver... Lettered as true freshman in 2009 with appearances in seven games... Caught two passes for 26 yards, with a long of 22 against Washington State... First receiver in prep ranks who was worked at tight end in wide camp...


High School: Rancho Verde High School, Moreno Valley, Calif., 2009... All-CIF Inland Division first-team honors 2008... Riverside Press-Enterprise honorable mention All-Area for coach Pete Duffy... Played in January 2009 Inland Empire All-Star Classic for Riverside County team,

and threw a scoring pass... Scouting combines participant... Had 48 catches for over 650 yards and 12 touchdowns during his 2007 junior season for Rancho Verde Mustangs... Played some quarterback as underclassman... All-league and All CIF-Southern Section Central Division as junior...

Personal: Academic major is pre-business... Son of Diane and Clarvin Miller... Prepped with fellow Arizona signee Daniel Jenkins... Nicknamed 'Primetype'... Recruited by coach Tim Kish... Date of birth Jan. 16, 1992.

Richard Morrison 14 Receiver

Freshman-RS, 6-0, 180 - Royce City, Texas (Royce City)



Arizona: RS... Morrison will add immediate depth and talent to the receiving corps in 2010 after a switch in spring ball from quarterback... Worked on both Inside and outside spots in spring... Redshirted true freshman season in 2009, playing scout-team QB... Cited by coaches for scout team player of the week honors for Central Michigan and Oregon games...


High School: Royce City, Texas, High School, 2009... All-District 10-4A Offensive Player of the Year 2008, first-team offense for Bulldogs... Dallas Morning News Area 100... PrepStar All-Midlands for coach Greg Strahm... Rushed

for 586 yards and eight TDs and threw for 2,472 and 22 scores in 2008... Rushed for 37 touchdowns and threw for 77 during his three-year career... 2007 3A all-state... All-District 10-3A MVP after junior year... Morrison was 241 of 353 for 3,350 yards and 33 touchdowns in 2007, helping the Bulldogs average 443 yards and 43 points per game. He also ran for 11 touchdowns for Royce City, which finished 11-1 under coach Rodney Webb... Club was 9-1 in 2006... 123 carries for 911 yards and 18 TDs as a sophomore, when he also had 337 receiving yards...

Personal: Academic major is public management and policy... Son of Robert Mitchell... Recruited by coaches Mark Stoops and Sonny Dykes... Date of birth Nov. 7, 1990.

Greg Nwoko 28 Running Back

Sophomore, 6-2, 228 - Pflugerville, Texas (Pflugerville)



Arizona: 1L... Will provide a bigger-back option in 2010 and push for larger role... Lettered as redshirt freshman in 2009, with work in 10 games... Season-best 16 carries twice (UW, UO) with 54 yards against Huskies and career-best 58 against Ducks... Breakaway ability shown in career-best 43-yard run in Stanford victory... Had touchdowns in those three games... Good receiver with season-high five catches for 85 yards against OSU and four each in Washington and ASU games... Had 52-yard grab against Beavers on the first play of a scoring drive... 18 receptions for 186 yards in 2009 to lead UA running

backs... Started the ASU game... Redshirted the 2008 season...

High School: Pflugerville, Texas, High School, 2008... First-team All-District 14-5A running back final two years in 2007 and 2006 for coach George Herrmann... Rushed for 1,446 yards on 225 carries his senior year, with 20 touchdowns... Caught 15 passes for 213 yards and a score... Played in winged T with two other backs of note who together combined for 4,000 yards rushing... Jumbo back in a so-called grind-it-out system that helped team get to 5A Division II title game against Katy... 5Atexasfootball preseason 'super list'...

Personal: Academic major is family studies and human development... UA Student-Athlete of the Month honors for January '09... Recruited by coach Dana Dimel... Date of birth May 29, 1990... Pronunciation: Nuh-WOE-koh


Career Totals

Year	G	TC	Yds	TD	YPC	Lg
2009	10-1	76	273	3	3.6	43

Receiving: 18-186, 0 TD.

C.J. Parish
Linebacker

Senior, 6-2, 235 - College Station, Texas (A&M Consolidated/Blinn)



Arizona: 1L... Will contend for a key role at middle linebacker in 2010... Lettered as transfer in first year in 2009, playing on special teams in all 13 contests... Had tackles against Central Michigan, Oregon State and Washington... Forced a fumble against CMU...

Junior College: Blinn College, Brenham, Texas, 2009... Helped Blinn of Brenham, Texas, post a 9-3 record and finish No. 11 in NJCAA poll after appearance in Heart of Texas Bowl against Fort Scott... 34 regular-season tackles for the 9-2 Bucs and coach Brad Franchione... At A&M Consolidated High School he was unanimous first-team

All-District 13-5A as a senior LB... Ran track and earned spot in state regionals... Had 107 tackles as a junior...


High School: A&M Consolidated High School, College Station, Texas, 2007...

Personal: Academic major is sociology... Follows teammates Sterling Lewis and Herman Hall from Blinn squad to UA, along with receiver Travis Cobb in class of 2009... Recruited by former UA coach Dana Dimel... Carl Parish Jr., hence 'C.J.'... Date of birth Dec. 22, 1988.

Joe Perkins
Safety

9

Senior, 6-2, 205 - Gardena, Calif. (El Camino CC)



Arizona: 2L... Poised to take a major role as a senior in 2010... Rotation player at free safety in his first two years... Played in 12 games in 2009, with 25 tackles and an interception (Cal)... Season- and career-high six tackles in Stanford victory... Lettered in 2008 as a key special teams player, with a unit-high 18 tackles in coverage on kickoffs, plus two more in rotation play in the secondary... Had some rotation play in the season opener and returned an interception 42 yards to set up a score against Idaho... Earned coaches' special teams player of the week honors for Stanford and Washington State games... Joined the

team after fall camp '07 was under way and redshirted his transfer season... Applied for admission in early summer after the signing period was complete...

Junior College: El Camino Community College, Torrance, Calif.... Earned first-team All-Mission Conference in 2006 after a 40-tackle, six-interception freshman season for the 12-2 COA state champions... Played in 10 games, with team-best 56 yards in interception returns...

High School: Gardena, Calif., High School, 2006... Track team hurdler, triple jumper and sprint relay member...

Personal: Academic major is Africana studies... Date of birth Feb. 2, 1988.

Career Totals

Year	G-GS	UT	AT	TT	Other
2008	13-0	12	8	20	2 PD, 1-42 INT
2009	12-0	19	6	25	1-0 INT
Total	25-0	31	14	45	2 INT, 2 PD

Chris Putton 62

Offensive Lineman

Freshman-RS, 6-4, 295 - Glendale, Ariz. (Cactus)



Arizona: Quality young contender for duty at guard and kick units in 2010... The backup on the left side in the spring, but sprained right knee in scrimmage and missed last half of drills... Redshirted true freshman season in 2009...

High School: Cactus High School, Glendale, Ariz., 2009... Arizona top 30 and national top 100 tackle prospect, likely to open his UA career at that position... PrepStar All-West... Arizona Football Coaches Association Class 4A All-State first-team honors in 2008... Arizona Republic Class 4A first-team offense citation for 8-4 squad that went


to second round of playoffs... 24-7 Football All-4A-1 offense... Played left tackle as senior for the Cobras and coach Gary Fetkenhier... Thrower for Cactus track team, with best of 45-10 for seventh in the shot at 2008 4A 1 State Championships and 108-11 in discus in 4A 1 West Valley Regionals...

Personal: Academic major is pre-business... Son of Manuela Baechler and Aurelio Putton... Recruited by coach Tim Kish... Date of birth June 14, 1991... Pronunciation: rhymes with sutton

Kyle Quinn 76

Offensive Line

Sophomore, 6-2, 310 - Brentwood, Calif. (Liberty)



Arizona: 1L... Backup to all-league veteran Colin Baxter at center... Lettered as redshirt freshman in 2009 on kicking units, latter half of year as middle blocker on kickoff returns... Played in nine games... Can play guard... Made travel status for several games during redshirt year in 2008 as an emergency option... Earned coaches' scout team player of the week for the Toledo game in '08... Worked at

54

various positions his first year...

Career: 9 games played


High School: Liberty High School, Brentwood, Calif., 2008...

PrepStar All-West... Considered a top five player in Bay Valley League for Liberty, the eastern Bay Area... All-BVAL first-team offense 2007... Oakland Tribune preseason Cream of the Crop... Also played defensive line as a junior... Worked out at LinemenInc. camps in California, for skills-based training and development, where UA coach Bill Bedenbaugh has been a clinician... Made all-tourney team as basketball player in December Stonebarger Tournament... Competitive Edge Football Camp 'Big Stud' award in July 2007... Coach Nate Smith...

Personal: Academic major is history... Prep team leader and well-rounded student who was Homecoming King finalist... Recruited coach Tim Kish... Date of birth Feb. 9, 1990...

Derrick Rainey 17
Cornerback

Freshman-RS, 6-1, 190 - Houston, Texas (Northbrook)



Arizona: Young contender for duty at cornerback, and likely on special teams... Redshirted his true freshman season in 2009... Two-way recruit who started first camp at safety...

High School: Northbrook High School, Houston, 2009... PrepStar All-Midlands as athlete for coach Craig Cripps... High school quarterback as a junior at times, recruited as a receiver, running back and safety as well... 93-557 4 TD rush as soph, 98-726 3 TD rush as junior; 12-277 4 TD rec as junior for the Raiders... 5ATexasfootball.com watch list... Basketball player, high jumper and long jumper for

Northbrook track squad... district 19-5A champion in high jump in 2007 at 6-6 and regional qualifier...

Personal: Academic major is pre-business... Son of Maria Rainey... Older brother Johnathan will be a junior defensive end at New Mexico... Recruited by coach Bill Bedenbaugh... Date of birth Feb. 22, 1990.

Brooks Reed 42
Defensive End

Senior, 6-3, 255 - Tucson, Ariz. (Sabino)



Arizona: 3L... Reed and fellow end Ricky Elmore will give UA two superb fifth-year seniors on the edge in 2010... In 2009 he started the first three games of the year, had a high-ankle injury at Iowa and missed three games and two starts before starting the final five games... Team citation for defensive player of the week against ASU... In those eight healthy games he recorded five tackles for loss and two sacks among 23 total hits... Season-high five tackles and two tackles for losses in Territorial Cup game against ASU... Entered year on Hendricks Award and Lombardi Award watch lists after a junior season with 8.5 sacks and

three forced fumbles... Honorable mention All-Pac-10 honors in 2008... Led the team in sacks and forced fumbles... Had 9.5 tackles for losses of 50 yards among 37 total hits... Coaches' awards for defensive player of the week honors against California and WSU... Season and career-high six tackles at New Mexico... Had five tackles against Cal, with two sacks and a forced fumble in the game... Four tackles, a sack and a forced fumble for strong showing in bowl game vs. BYU... Reed worked himself into action in the final nine games of 2007, lettering as a backup end and special teams player... Had seven total tackles, with season-best two in the victory against Oregon... In their first combined action, Reed and fellow redshirt frosh end D'Aundre Reed combined for a sack against Washington State, both guys' first career tackle... Switched positions after opening 2007 contending for H-back duty... Redshirted in 2006... He was an early commitment in the class of 2005... UA student-athlete of the month honor for Feb. 2008...

High School: Sabino High School, Tucson, Ariz., 2006... Arizona Football Coaches Association first-team All-State 4A... SuperPrep All-America and All-West running back for coach Jay Campos... Arizona Daily Star first-team All-Southern Arizona DL in 2005, honorable mention as junior... Tucson Citizen first-team All-3A-4A as defensive lineman... SuperPrep All-Farwest, Arizona No. 10... Had 38 tackles and three sacks as a senior... Rushed for 350 yards and seven TDs as a junior, earning first-team all-league and honorable mention all-state...

Personal: Academic major is geography, with expected graduation this fall... Date of birth: Feb. 28, 1987, Tucson, Ariz...


Career Totals

Year	G-GS	UT	AT	TT	TFL	Other
2007	7-0	4	3	7	.5-5	.5 sk-5
2008	13-13	26	11	37	9.5-59	8 Sk-57, 2 PD, 3 FF
2009	10-8	19	4	23	5.0-16	2 Sk-10, FF, PD
Total	30-21	49	18	67	15-80	10.5 Sk-72, 4 FF, 3 PD

2010 Arizona Football

D'Aundre Reed 83 Defensive End

Senior, 6-4, 258 - Moreno Valley, Calif. (Rancho Verde)



Arizona: 3L... Veteran defender with 34 games' experience and seven starts in the past two years... Fifth-year senior and No. 3 DE... Recorded 17 tackles in 2009... Starts against Washington, UCLA and WSU... Sacks vs. WSU and at USC, with a shared one at Corvallis... Solid year in 2008 with career-best 24 tackles and four starts in 13 games... Forced two fumbles in '08... Lettered as a backup defensive end in 2007... Had tackles against WSU and OSU... He and fellow redshirt frosh end Brooks Reed combined for a sack against Washington State, both guys' first career tackle...

Among the team's strongest players in terms of leverage and point-of-attack ability... Redshirted the 2006 season as a varsity backup...

High School: Rancho Verde High School, Moreno Valley, Calif., 2006... CIF Southern Section Division V first-team defense for coach Pete Duffy in 2005... *Los Angeles Times* preseason top defensive lineman in Southland list... SuperPrep All-Farwest... SuperPrep All-West as a safety... As a junior, he had 16 receptions and two touchdowns on offense, playing tight end... On defense, he had two sacks and two pass break-ups... Career 29 TFL, 12 sacks... Had pledged to a Big 12 program but joined UA after a coaching change... Southwestern League top 10 finish in discus throw as a junior...

Personal: Academic major is sociology... Summer 2005 Mike Stoops passing tournament participant... Date of birth: Jan. 1, 1988, Sacramento, Calif.

Career Totals

Year	G-GS	UT	AT	TT	TFL	Other
2007	8-0	1	1	2	.5-5	.5-5 Sk
2008	13-4	13	11	24	2.5-3	1-3 Sk, 1 PD, 2 FF
2009	13-3	10	7	17	2.5-15	2.5-15
Total	34-7	24	19	43	5.5-23	4-23, PD, 2 FF

David Roberts 81 Receiver

Junior, 6-0, 190 - Rancho Cucamonga, Calif. (RCHS)



Arizona: 2L... Will compete for a top role in the receiving corps after dramatic improvement as sophomore... Had six starts as an inside receiver in 2009 and caught 43 passes, third-best total on the squad... Remarkable game with 12 catches for 138 yards and a touchdown at Washington to tie for the second-most single-game receptions day in UA history, earning team's offensive player of the week honor... Bracketed by OSU and Stanford games that gave him 22 catches in three-week period... Career-long 24-yarder at Iowa in 2009... Caught a pass in 11 games... Decent debut

as a freshman in 2008... Caught two balls for 15 yards, one each in late duty in the Idaho and Toledo games... Redshirted the 2007 season... One of three receivers signed in 2007 class... UA student-athlete of the month honors for January '08...

High School: Rancho Cucamonga, Calif., High School, 2007... SuperPrep All-Far West... PrepStar All-West... CalHiSports state 100 prospect... National top 80 receiver on many lists... Had 21 catches for 260 yards and a touchdown in 2006, and 24 grabs for 533 yards and four scores as a junior... Competed in UA summer camp in 2006... Sprint medley relay victor for RCHS at Arcadia Invitational in spring 2006... RCHS was third in his 4x400 event at California Relays in March 2007...

Personal: Academic major is aerospace engineering... Date of birth: Feb. 12, 1989...

Career Totals

Year	G-GS	Rec.	Yards	Avg.	TD	Lg
2008	10-0	2	15	7.5	0	8
2009	13-6	43	410	9.5	1	24
Total	23-6	45	425	9.4	1	24

Matt Scott 4 Quarterback

Junior, 6-3, 195 - Corona, Calif. (Centennial)



Arizona: 2L... Will contend for bigger piece of the quarterback role in 2010 as a true junior with 15 games under his belt... Athletic ability and running skill put him as the No. 1 quarterback after spring ball and fall camp in 2009, and started the first three games... Played in five other contests... Winning performance in first collegiate start, completing 19 of 30 for 202 yards against Central Michigan, and was 14-for-20 for 150 yards and a TD against NAU... Meantime, rushed for career-high 91 yards on career-high 10 attempts against Washington State, and another 83 yards in opener against the Chippewas... Third

on the team in rushing with 309 yards and among best at 7.5 yards per tote... Had 29 key rushing yards at ASU... Remarkable total of 497 career rushing yards on 64 carries (7.8)... Gives Arizona offensive coordinators a viable options for a two-pronged attack the next two years... As a true freshman in 2008 he led the team with 8.2 yards per rush in flush-out or designed plays, and completed 64 percent of his 11 pass attempts... Scored a pair of rushing TDs (Idaho, WSU)

and throwing for another (Idaho)... Six-for-10 passing for 77 yards and season-high eight carries (48 yards) in opener, high of 58 yards rushing vs. Washington... His rushing total in '08 was the most for a UA quarterback since Keith Smith ran for 199 yards on 49 attempts in 1998, while Ortege Jenkins added 56-156 that dual-QB year...

High School: Centennial High School, Corona, Calif., 2008... Tacoma News Tribune Western 100... Received votes on Long Beach Press-Telegram Best in the West... PrepStar All-America 2007... 2007 finalist for Joe Montana Award, national top prep quarterback honor... First-team multi-purpose all-state by CalHiSports... Senior year completed 174 of 285 passes for 2,479 yards and 19 touchdowns, plus rushed for 1,099 yards on 131 carries, with 13 scores... Helped lead coach Matt Logan's squad to 13-2 season and CIF Division I championship... Offense-Defense All-Star game in Miami in January... As a junior, he threw for 1,700 yards and 10 scores, rushing for 526 yards and seven TDs on 71 carries (7.5 yards per carry), in an offense featuring a 2,000-yard running back... Had fifth-best pass completion percentage in school history in 2006, 60%... Earned all-league after the Huskies 11-1 season in 2006... Reported 4.58 speed at June 07 combine in Los Angeles...


Personal: Academic major to be determined... Recruited by former coach Sonny Dykes... Date of birth Sept. 20, 1990...

Career Totals

Pass	G-GS	Att-C-Int	Yards	TD	Pct.	Rating
2008	6-0	11-7-0	84	1	63.6	157.78
2009	9-3	72-41-3	441	1	56.9	104.64
Total	15-	83-48-3	525	2	57.8	107.71
Rush	G-GS	TC	Yds	TD	YPC	Lg
2008	6-0	23	188	1	8.2	36
2009	9-3	41	309	0	7.5	27
Total	15-3	64	497	1	7.8	36

A.J. Simmons 88 Tight End

Senior, 6-3, 255 - Oakland, Calif. (Bishop O'Dowd)



Arizona: 3L... Will give UA an experienced leader at his position... Simmons got the call for every-day action in 2009 when All-American Rob Gronkowski was sidelined for the year before it even started, and turned in a credible performance... Had 10 receptions for 132 yards and a touchdown... Had seven formation starts... Tied career high with two receptions each in CMU, NAU and at California... Caught a career-best 26-yard throw for a TD against Golden Bears to give Arizona a fourth-quarter lead it held for eight minutes, later earning coaches' offensive player of the week honor... Also had 21- (CMU) and 23-

yard (UW) catches... Played in 12 games in 2008 with two starts in jumbo sets... Caught a pair of passes, against Toledo and Washington... Admirable showing as the backup tight end his redshirt freshman season in 2007, playing in 10 games... Caught one pass in short yardage against Stanford, scoring from three yards out... Honorable mention Pac-10 All-Academic in 2007... Recruited as a two-way player but assigned to offense upon arrival...

High School: Bishop O'Dowd High School, Oakland, Calif., 2006... SuperPrep All-America and All-Farwest as a defensive lineman... First-team All-HAAL League 2005 for coach Paul Perenon... SuperPrep All-America and All-West... All-metro first-team TE by *San Francisco Chronicle*... Second-team all-state medium school by *Cal Hi Sports* as junior... No. 20 national defensive end recruit by Scout.com... OAL League champs Warriors team in 2005, lost in North Coast 2-A playoffs... Senior year with 40 tackles, five sacks, three fumbles caused and two fumble recoveries... Caught 11 passes for 215 yards and five touchdowns senior year... Helped run-oriented Dragons rush for 2734 yards... Made an '06 Internet 'virtual' team, EA Sports All-Championship for East Bay... Junior statistics of 19 receptions for 286 yards and five scores, plus 42 tackles, three sacks and four fumble plays... Also played baseball for 3A Division state champion Dragons as a junior, team that finished 25-1, No. 17 ranking by *Baseball America*...

Personal: Academic major is psychology, with expected graduation this fall... Date of birth: Aug. 12, 1988.

Career Totals:

Year	G-GS	Rec.	Yards	Avg.	TD	Long
2007	10-0	1	3	3.0	1	3
2008	12-2	2	11	5.5	0	7
2009	13-7	10	132	13.2	1	26
Total	35-9	13	146	11.2	2	26

Apaiata Tuihalamaka 58

Defensive End

Junior, 6-3, 258 - Hawthorne, Calif. (Serra)



Arizona: 2L... Gives UA a solid choice on the edge in 2010 as an improved backup... Played in nine games in 2009, with some duty on special teams ... Had three tackles, against NAU, Oregon State and UCLA, all on rushing plays by opponents... Broke up a pass against the Lumberjacks... Recovered a fumble against the Bruins... 21 games played as a reserve... Career-best two tackles in 2008 against Idaho... Lettered as a redshirt freshman in 2008, with 12 games played, four tackles and a fumble recovery... Season-high two tackles and the recovery in opener against Idaho in reserve play... Redshirted the

2007 season as a linebacker... One of the Cats' top-rated 2007 recruits...

Career: 21 Games, 5+2 for 7 tackles, two FR, 1 PD


High School: Junipero Serra High School, Gardena, Calif., 2007... PrepStar All-American and All-West... SuperPrep All-Farwest... CalHiSports No. 13 state prospect... Polynesian youth support group Big7Gridiron.com Super 7... Among top 10 on several outside linebacker lists... Leg injury caused him to miss much of his senior year... Among the best prospects at his position in the state... West Hot 100... Plenty of top-level activity in Nike and scouting services camps last summer brought his attention to national recruiters...

Personal: Academic major is sociology... Brother of 2009 recruit Sione Tuihalamaka and played at Hawthorne High School his sophomore year, where cousin and former Wildcat linebacker Vuna Tuihalamaka prepped... Team leader for Polynesian Haka dances in team huddles... Date of birth: Jan. 4, 1989... Pronunciation: Ah-pie-AH-tah Too-ee-hah-lah-MAH-kah

Sione Tuihalamaka 91

Defensive Line

Freshman-RS, 6-2, 275 - Hawthorne, Calif. (Serra)



Arizona: RS... Will contend for starting role at interior tackle in 2010... Redshirted the 2009 season as a true freshman... Earned coaches' scout team player of the week honors for preparations during UCLA and ASU week... Was a key prep recruit for the Cats in class of 2009...

High School: Junipero Serra High School, Gardena, Calif., 2009... All-Del Rey League Lineman of the Year and first-team defense in 2008... Daily Breeze All-Area in 2008 and 2007... MaxPreps first-team Division 3 All-State defensive lineman... PrepStar All-West... A repeat all-stater, Tuihalamaka had 83 tackles and 13 sacks on the year...


LA Wave first-team All-Area offensive lineman... Force for all-boys school Junipero Serra and coach Scott Altenberg on both sides of the ball... All-Northwest Section honors in Ventura County as junior for the Cavaliers... Rising Stars Camp at USC in summer 08... Los Angeles Times 'others' to watch top Southland D-Linemen entering season for Cavaliers...

Personal: Academic major to be determined... Son of Amelia Sivi Finau and Kafaota Tuihalamaka... Brother of UA linebacker Apaiata Tuihalamaka, cousin of former linebacker Vuna Tuihalamaka... Family is of Tongan descent... Recruited by coach Mike Tuiasosopo... Date of birth Sept. 18, 1991... Pronunciation: See-oh-nay Too-ee-hah-lah-MAH-kah

Michael Turner 2

Cornerback

Senior, 5-11, 175 - Manteca, Calif. (Manteca)



Arizona: 2L... Will compete for a top job at cornerback and in varied defensive packages in 2010, as well as special teams starter... His late-season play really helped boost the Wildcats in 2009, with key plays in ASU and USC victories... Was backup corner and kick coverage player in all 13 contests... Raced downfield and recovered a muffed punt in closing moments against Arizona State, giving UA the ball at the 22-yard line for the last possession and ultimately last play of the game - a winning 32-yard field goal as time expired. That play helped earn him team's special teams player of the week honor along with Alex Zendejas who made the kick... Made open-field tackle at close of third quarter on punt play to keep USC at bay in tied game... Third on club with 10 special teams tackles among his 11 total... Did not play in 2008 because of an undisclosed suspension... Played wide receiver in 2007, with three catches for 10 yards, and one reverse run for six yards... Third on the squad with eight special-teams tackles including six on kickoff coverage... Was expected to contend in the secondary after playing defensive back in spring 2007 ball... Had one KOR for 14 yards in 2007 and one punt return for five yards... Redshirted 2006 although was a contender for emergency duty...

Career Totals: 24 games, 17+3 = 20 tackles; FR; 3-10 receiving, 1-6 rushing, 2-33 KOR, 1-5 PR

High School: Manteca, Calif., High School, 2006... *Cal Hi Sports* first-team All-State for coach Eric Reis in 2005... *Stockton Record* Player of the Year... Three-year starter at cornerback and wide receiver... SuperPrep All-Farwest... SuperPrep All-West... Team was San Joaquin Section Division III titlist... Had seven interceptions, seven PBUs and 49 tackles as a senior... During his career

he returned three interceptions for touchdowns. He also had three punt returns for touchdowns... Helped hold opponents to a reported 85 yards per game passing his senior year... Had a 76-yard touchdown run vs. Sonora in Sac-Joaquin Section Division III championship game... Team was 12-1 in 2005... Had 950 all-purpose yards, plus 49 tackles, seven interceptions and 15 scores... Had 22 catches for 430 yards and seven scores, plus 42 carries for 421- yards and five scores rushing... Had three TDs in game vs. Sonora, with 189 yards on five rushes and one reception... Turned in top 40 time in All-American Combine in Berkeley, with a 4.45 in spring '06...

Personal: Academic major is family studies and human development... 'Best of Manteca' male athlete finalist in *Manteca Bulletin* Chamber of Commerce balloting in early 2006... Date of birth: Oct. 8, 1987, Stockton, Calif.

Taimi Tutogi 31

H-Back

Sophomore, 6-1, 258 - Chula Vista, Calif. (Chula Vista)



Arizona: 1L... Probable starter at H-back or fullback in 2010, with big tailback appearances out there as well... His jumbo athleticism makes him an intriguing prospect for 2010... Played H-back in 12 games as a true freshman in 2009... Carried 11 times as a tailback for 50 yards and a score against Washington State, otherwise was blocking for other guys or in pass-protection duty... Caught one pass for one yard against Oregon as the motion-back... One of four true freshmen to play for Arizona in '09...

Career: 12 games, 11-50-TD rushing, 1-1 receiving

High School: Chula Vista, Calif., High School, 2009... Union-Tribune All-San Diego Section second-team honors 2008 for coach Judd Rachow... All CIF-San Diego Section first-team defense by San Diego Hall of Champions... ESPNU top 5 national fullback prospect... Tacoma News Tribune Western 100 as an RB... Mesa League Offensive Player of the Year and first-team All-Mesa League offense by SDHOC... PrepStar All-West running back... Had 95 rushes for 490 yards and 13 touchdowns in 2008, plus 65 tackles and 11 sacks, 26-404 receiving... As a junior he had r: 467 yards on 72 carries for a team-high 6.5 yards-per-carry average. His nine rushing touchdowns tied for the team lead, plus he had 18 catches for 350 yards and six TDs...

Personal: Academic major to be selected... Son of Esperanza and Daniel Tutogi... Recruited by coach Jeff Hammerschmidt... Date of birth Jan. 2, 1991... Pronunciation: Tie-mee tuh-TOE-gee

Paul Vassallo 41

Linebacker

Junior, 6-3, 240 - Reno, Nev. (Sierra Community College)



Arizona: Contender for starting role at linebacker in 2010... Enrolled at Arizona in January 2010...

Junior College: SuperPrep Juco 100... JC Football preseason juco All-America... Missed seven 2009 games after a concussion, playing in four games and netting 16 tackles... Began at Nevada redshirting as a true freshman in 2007 but transferred to Sierra College in Rocklin, Calif... Recorded 87 tackles and 14 1/2 sacks and forcing five fumbles in his first season in 2008, All-Valley Conference first-team honors and all-California juco honors... Had three-sack game to earn J.C.Gridworce northern California player of the week honor in Sept. 2008...

High School: Prepped at Bishop Manogue High School in Reno... Team captain senior year... Second-team all-state as linebacker... Caught 11 passes for 157 yards and two TD in 2006 as a tight end, with 72 tackles, four sacks and two interceptions...

Personal: Academic major is pre-public health... Son of Pamela and the late Ben Vassallo... Born in Reno... Date of birth Dec. 16, 1989... Recruited by Coach Jeff Hammerschmidt... Pronunciation: Vuh-sah-loh

Devin Veal 80

Receiver



Junior, 5-11, 188 - Hereford, Ariz. (Buena)

Arizona: 1L... Will contend for duty as an inside receiver and on special teams in 2010... Played in the WSU game in 2009... Lettered on special teams and as a reserve in 2008 as a redshirt freshman, appearing in all 13 games... Had two tackles on kickoff coverage, at Stanford and at Oregon... Redshirted his first year in '07... One of the earliest commitments in the class...

High School: Buena High School, Sierra Vista, Ariz., 2007... PrepStar All-West as an athlete... SuperPrep All-Farwest... Quarterback at Buena High... Arizona Republic 5A all-state honorable mention... A grassroots recruiting story -- participated in UA summer passing league in 2005 and 2006 and helped along his recruitment with solid improvement... Recruited as an athlete with multiple position potential... Gained 1,226 all-purpose yards and scored eight touchdowns as the Colts' quarterback as a junior... Honorable mention Arizona Daily Star All-Southern Arizona basketball as junior, with 38 blocked shots...

Personal: Academic major is pre-physiology... Brother, Donnie, signed to play baseball and redshirted at UA in 2003, and is a Pittsburgh Pirates pitcher...

2010 Arizona Football

Hereford is just south of Sierra Vista, where UA has fall training camp at Fort Huachuca... Date of birth: Aug. 22, 1988.

Trevin Wade 24 Cornerback

Junior, 5-10, 182 - Round Rock, Texas (Stony Point)



Arizona: 2L... Expected to anchor one cornerback position as a veteran leader on defense in 2010... Second-team All-Pac-10 honors in 2009 with a breakout performance... Led the team and was 32nd nationally in interceptions per game (5, .38) and 28th in passes defended (14)... Had two picks against NAU and one each at Iowa, at Oregon State and at USC... Team honors for defensive player of the week against NAU and Iowa... Took one back 38 yards for a score against the Hawkeyes... Takeaway at USC set up UA's first score against Trojans... Career-high 11 tackles against Stanford... Had 10 hits at Oregon State... Broke up three passes at Iowa... 26 games played with 13 starts... First-team all-league by Phil Steele publications... Needs three more picks to reach UA all-time Top 10 chart tied for sixth in the Pac-10 with four interceptions in 2008, all accomplished as a reserve... Had two picks in the opener, returning them for 69 yards combined... Also intercepted passes in victories against California and WSU... Broke up three passes including one in bowl game... Season-high three tackles in Washington game to earn coaches' special teams player of the week honor... Six hits on kickoff coverage... Redshirted his freshman season in 2007 at cornerback...

High School: Stony Point High School, Round Rock, Texas, 2007... First-team Texas All-District 14-5A honors as a defensive back and doubled as All-Purpose on offense in 2006... Repeated after earning first-team DB honors as a junior for District 15-5A... Played as receiver in Lone Star Arena Football Classic for central Texas stars in February 2007, featuring spread-style play... Gained 1,500 yards throwing, running and receiving, and had 23 tackles as a safety... All-district basketball star as point guard for Timberwolves... Played in Toros Central Texas All-Star basketball game in spring... Also played quarterback, running back and receiver at Stony Point... Threw 54 passes, completing 21 for 345 yards and four touchdowns... College Station Nike Camp participant...

Personal: Academic major is retail and consumer science... Son of Charles and LaVera Wade of Round Rock... Related to former ASU and MLB baseball player Hubie Brooks... Brother, Rafael Gary, is an entertainer, brother Charles Wade a student at LSU... Sister Annie Wade graduated from Southern University... Served as mentor in high school, and with Special Olympics... Date of birth Aug. 1, 1989 in Austin, Texas.


Career Totals

Year	G-GS	UT	AT	TT	TFL	Other
2008	13-0	4	8	12	-	4-78 INT, 3 PD
2009	13-13	53	18	71	1-5	5-40 INT, TD-38, 14 PD, FF
Total	26-13	57	26	83	1-5	9-118 INT, TD, 17 PD, FF

Jowyn Ward 95

Defensive Tackle

Junior, 6-2, 295 - Katy, Texas (Mayde Creek)



Arizona: 2L... Will contend for rotation duty up front after lettering in each of his first two years... Played in four games as backup in 2009 with a tackle at Stanford... Pitched in and helped bolster line depth as a true freshman in 2008, appearing in five games... Had a tackle in second game against Toledo and recovered a fumble against Washington State... Helped UA continue its string of recruiting successes in greater Houston area in class of 2008...

Career: 9 Games, 2 tackles, FR

High School: Mayde Creek High School, Houston, 2008...

First-team All-District 18-5A as a defensive lineman in 2007... PrepStar All-Midlands... Dave Campbell's Texas Football Top 20 DL... 5Texasfootball DL super list... Reported 80 tackles and four sacks his senior year... 71 tackles as a junior... Two-way lineman for coach Joe Sheffy, offensively as a short-yardage blocker, and scored a touchdown on a fumble recovery against Alief Taylor... Second-team All-District 18-5A defense as junior... Eighth place in 5A Region III track meet in April 2007 in shot put...

Personal: Academic major is pre-engineering... Outstanding student recruited by service academies... Recruited by former assistant Dana Dimel... Date of birth May 24, 1990... Pronunciation: Joe-win

Justin Washington 43

Defensive Lineman

Freshman-RS, 6-2, 275 - Cypress, Texas (Cypress Woods)



Arizona: RS... Will compete for inside role in 2010... Opened his first camp as an end, but moved inside and redshirted freshman season in 2009... Earned coaches' scout team player of the week honor for Washington game preparation...

High School: Cypress Woods High School, Cypress, Texas, 2009... 2008 unanimous First-team All-District 15-5A defense selection for the Cypress Woods Wildcats, a first-year varsity program in tough Northwest greater Houston... PrepStar All-

Midlands... School opened in 2006 and Washington played its junior varsity schedule out of the Houston limelight for two years... VYPE High School Sports All-Greater Houston defense for his 'NFL butt, legs and motor,' honored at the 2008 Texas Bowl... selected for inaugural 2008 Space City Classic all-star football game showcasing Houston talent in March 2008...

Personal: Academic major is pre-business... Son of Stacy Washington... Recruited by former UA coach Dana Dimel... Date of birth July 29, 1991.

Mark Watley 23

Safety

Sophomore, 6-1, 180 - Encino, Calif. (Crespi Carmelite)



Arizona: SQ... Contender for duty in the secondary at safety or in other packages... Played in Washington State game in 2009... Has worked at corner, too... Coaches' scout team player of the week for the UCLA game during his redshirt freshman season in 2008... Coaches signed Watley a week after national signing date in February '08...

High School: Crespi Carmelite High School, Encino, Calif., 2008... Comes from winning program with 2005-06 CIF Division X championships under coach Jeremiah Ross... 11-3 squad made it to Pac-5 title game in '07... Encino Sun All-Suns second-team... Played safety... Accomplished three-year middle sprinter for Celts, with USA Track Youth background as well... Won Southern Section meet and placed fourth in state 400-meter run in 2007, with 47.91 school-record mark...

Personal: Academic major is family studies and human development... Recruited by former UA coach Joe Robinson... Date of birth April 15, 1990.

Anthony Wilcox 3

Safety

Senior, 6-2, 205 - Lakeland, Fla. (Compton CC)



Arizona: 1L... Will contend for a starting role at safety or corner, along with special teams play in 2010... A likely factor in nickel and dime packages... Played in four games in 2009... Joined team shortly before fall camp 2008 and added immediate depth in the secondary... Played in four games, with a tackle against ASU...

Career: Eight games played, 1 tackle

Junior College: Compton, Calif., Community College...

High School: George Jenkins High School, Lakeland, Fla.


Personal: Academic major is religious studies... Date of birth

Feb. 26, 1986.

William Wright 19

Receiver

Junior, 5-9, 175 - Tatum, Okla. (Pauls Valley)



Arizona: 2L... Expected to be a part of the top receiving rotation in 2010 after solid year-by-year development, plus will factor in return game... Nicknamed and called 'Bug'... Caught 23 passes for 234 yards and a score (Oregon) as a soph... Formation starts at ASU and against Nebraska in 11 games played... Missed a pair of games with a foot injury suffered at Iowa... Took over the punt return duties in WSU game and was among national leaders at 17.5 yards per return (although was shy of NCAA minimum)... Took one back 86 yards for a touchdown against WSU to get it going...

Had career-best 115 yards on three returns in that game... Returned three for 51 yards at Arizona State, including a 38-yarder... Career-high five catches for career-high 73 yards against the Ducks (with career-long 34-yard grab), but matched the high with five catches at USC (for 66 yards) including a highlight-reel boundary play for 26 yards. Also caught 19-yard pass at the 2-yard line on 3rd-and-13 to set up a score vs. Trojans... Three rushes on sweeps in 2009, for no net gain... Returned a kickoff 33 yards against UCLA and had three for 86 yards against the Cornhuskers... Lettered as a redshirt freshman backup in 2008... Three catches for 42 yards as reserve in season opener against Idaho in 2008... Two punt returns, one for career-best 55 yards at UCLA and one for 3 yards vs. Cal... Seven kickoff returns including best of 28 yards at New Mexico...

High School: Pauls Valley High School, Fox, Okla., 2007... Played quarterback at Pauls Valley and is an athletic player with position flexibility... Had 706 yards rushing (10 TD, 156 attempts), 671 passing (6 TD) on 4-6 Panthers team, plus caught three passes for 87 yards... All-purpose skills underscored in upset of ranked Plainview in 2006, with 191 yards rushing, 107 passing, 49 receiving and a 36-yard punt return that set up a touchdown... Nominated for Old Spice Red Zone Player of the Year by coach Mike Terry... Played junior and sophomore seasons at Fox, Okla., High, playing eight-man football and helping to lead Fox to two Class C state championships... 2005 All-Area Football Team Tri-Most Valuable Player by Daily Ardmoreite in Oklahoma...

Personal: Academic major is sociology... Date of birth: Oct. 11, 1988.


Career Totals:

Year	G-GS	Rec.	Yards	Avg.	TD	Long
2008	11-0	3	42	14.0	0	26
2009	11-2	23	234	10.2	1	34
Total	22-2	26	276	10.6	1	34
KRet	No	Yd	Avg	PRet	Yd	Avg

2010 Arizona Football

2008	7	109	15.6	2	58	29.0
2009	4	119	29.8	12	210	17.5 (1 TD)
Total	11	228	20.7	14	268	19.1


R.J. Young 51
Linebacker
Sophomore, 5-11, 232
DeSoto, Texas (DeSoto)



Arizona: 1L... Will contend for a starting role at linebacker in 2010... Lettered as a backup and special teams player in 2009... Played in 12 games as redshirt freshman in 2009... Recorded six tackles with high of two against Washington State... Four tackles on kickoff coverage unit... Second-team Pac-10 All-Academic honors... Arizona athletics academic services Student-Athlete of the Month for summer session '09... As a true freshman in 2008 he was coaches' scout team player of the week on defense for the USC week... Opened his first camp as a weakside linebacker... Career: 12 games played, six tackles...

High School: DeSoto, Texas, High School, 2008... First-team All-District 8-5A defense as outside linebacker in 2007 for district coach of the year Dave Meadows... PrepStar All-Midlands... Dallas Morning News Area Top 100... Dave Campbell's Texas 300 Top 40 linebacker... Helped DeSoto finish with No. 14 state ranking by 5atexasfootball.com, with second-round playoff appearance for 5A Division II... Had 69 tackles and three sacks his senior year...

Personal: Academic major is journalism... Latest of DeSoto alums, following Mike Thomas and Donald Horton on UA squad... Interested in communications field with an eye toward sports broadcasting... Recruited by coach Mark Stoops... Date of birth Aug. 3, 1990.



Alex Zendejas Jr. 14
Placekicker
Junior, 5-11, 190 - Glendale, Ariz. (Ironwood)

Arizona: 2L... Could contend for national honors in 2010... Zendejas stepped up and knocked home 17 of 22 field goal tries (.773) in 2009, plus added 38 PAT kicks (41 attempts) for 89 points, the team's scoring leader... Had huge kick with a 32-yarder as time expired to beat Arizona State, 20-17, on its home field, winning Pac-10 special teams player of the week and coaches' co-special team POW honors...

Had four field goals in five tries in the season opener against Central Michigan (to win UA special teams player of the week honor) and four in four tries at Washington to tie school records for most made and attempted in a game... Among those he tied were his uncle, Max Zendejas, a former All-American at Arizona (1982-85)... Career-long boot of 47 yards against Oregon... 89 points were sixth-most by a kicker in school history... Was kickoff specialist for first five games... In somewhat of an anomaly, he did not play in bowl game as UA did not score or attempt a FG... Took over after getting his feet wet as a backup, appearing in four 2008 games... Busiest in opener vs. Idaho, with 51-yard punt, a kickoff and 3-for-3 on PAT tries... Also kicked PATs against the Washington schools, and had two kickoffs each against WSU and Oregon... His average landing spot on five kickoff plays - 2 yard-line...

Career: 16 games played; 17-22 FG, 43-46 PAT, 94 points; 34-2040 (60.0) KO
High School: Ironwood High School, Glendale, Ariz., 2007... PrepStar All-West... SuperPrep All Farwest... Arizona Republic first-team all-state... 59-yard field goal against South Mountain High in 2006, and also a 53-yarder, among his eight-for-13 effort... Also punted 24 times for 36.0 yards per kick, plus hit 42 of 50 kickoffs for touchbacks... 2005 all-state honors... Top 12 'notable' citation at Chris Sailer National Kicking Competition, with a 4.5-star rating from the people who know...

Personal: Academic major is economics... Wildcat football history from A to Z always ends with mention of Alex Zendejas' uncle, famed place kicker Max Zendejas... Max was 1985 All-American and is UA school career scoring leader who later had a stint with the Packers... Alex spent a lot of time working with Max after his senior season... Comes from a large family of noted kickers and soccer players: uncles Luis and Alan both kicked at Arizona State, with Luis going on to Dallas and Philadelphia in the NFL... Uncle Tony kicked at Nevada-Reno and with the Oilers and Rams... Father, Alex, kicked at Scottsdale Community College... Date of birth: Aug. 17, 1989.

2009 FG	1-19	21-29	30-39	40-49	50+
17-22 total	1-1	7-9	7-9	2-3	0-0

Shane Zink 75
Offensive Lineman
Sophomore, 6-7, 302 - Redding, Calif. (Enterprise/Shasta College)



Arizona: RS... Zink will compete for duty at tackle in 2010... Training at the right side... Redshirted in 2009... Transferred at mid year and participated in '09 spring ball, working primarily at tackle...

Junior College: Shasta College, Redding, Calif.... Bay Valley Conference first-team offense honors for coach Craig Thompson in his first year at Shasta in 2008, starting all 11 games... Zink helped Shasta go 9-2, earn postseason trip and win Bulldog Bowl over Monterey Peninsula College in 2008...

High School: Prepped at Enterprise High School in Redding, and is second player from school to earn Division I scholarship... Second-team All-Northern Section offensive tackle as senior... Dominating inside man for Hornets basketball team in high school, earning first-team All-Eastern Athletic League honors and area MVP by the Redding Record-Searchlight... Also prep shot put competitor...

Personal: Academic major to be determined... Played in high school band as freshman... Recruited by coach Jeff Hammerschmidt... Date of birth Sept. 14, 1989.




The "Zona Zoo" student section at Arizona Stadium


2010 Arizona Football


Returning Squadmen


	Rylan Browner, OG 61 Sophomore, 6-3, 282 Cincinnati, Ohio – Bell Academy
	Brian Chacon, C 63 Sophomore, 6-4, 270 Pre-engineering major Long Beach, Calif. – Cypress HS
	Spencer Fosnot, LS 52 Sophomore, 6-0, 205 Biochemistry major Phoenix, Ariz. – Desert Vista HS
	Adam Gottschalk, S 43 Junior, 6-1, 196 Pre-business major Encino, Calif. – Crespi Carmelite HS
	David Highberger, LS 61 Sophomore, 6-1, 185 Pre-communication major Northbrook, Ill. - Glenbrook North HS
	William Jenkins, CB 39 Sophomore, 6-0, 200 Pre-business major Moreno Valley, Calif. – Rancho Verde HS


Sean Lieb, WR
Junior, 6-1, 186
Pre-business major
Phoenix, Ariz. – Brophy Prep/PCC

 **Andrew McDonald, QB** 1
Sophomore, 6-2, 190
Pre-business major
Newport Beach, Calif. – Newport Harbor HS

 **Oliver Padre, HB**
Senior, 5-10, 200
Sociology major
Chatsworth, Calif. – Chatsworth HS

 **Tommy Papillion, WR**
Sophomore, 6-4, 200
Englewood, Colo. – Cherry Creek HS

 **Brett Thompson, DE**
Sophomore, 6-3, 215
Pre-journalism major
Tempe, Ariz. – Marcos de Niza HS

 **Victor Yates, CB**
5-11, 185, Junior
Sociology major
Tucson, Ariz. - Palo Verde HS



The team's stadium entrance before kickoff



Wildcat Newcomers

Cameron Allerheiligen, QB, 6-3, 200, Freshman Keller, Texas (Keller)

Arizona: Opens his first camp as the No. 4 quarterback...

High School: ...2009 All-District 5-5A Offensive MVP... Fort Worth Star-Telegram Area Top 50... Dave Campbells' Texas Football Top 20 quarterback... Inside Texas state top 300... Completed 206 of 308 (.669 passes for 2,635 yards and 24 touchdowns, with 10 interceptions... Rushed 77 times for 287 yards and two scores, punted 30 times for 36.2-yard average... Had five TD passes in one game to earn 5ATexasFootball player of the week nomination... Threw for 1,655 yards as a junior, with 15 TDs, earning 5-5A second-team all-district honors... Also played third base and shortstop for the Keller Indians, and was among top Metroplex underclassmen on radar...

Personal: Academic major to be determined... Recruited by UA coach Dave Nichol... Date of birth Dec. 11, 1991... Pronunciation: al-ur-HIGH-lih-ghen

Mickey Baucus, OL, 6-8, 275, Freshman Mundelein, Ill. (Carmel)

Arizona: Is expected to open his first camp as a tackle...

High School: All-East-Suburban Conference honors as senior for coach Andy Bitto... Daily Herald Lake County All-Area first-team...Waukegan News Sun All-County first-team... Chicago Tribune second-team All-State in 2009... IlliniHQ All-State first-team honors... Chicago Sun-Times all-area special mention... Sun-Times Media 'gold list 'super 22'... PrepStar All-Midwest... SuperPrep All-Midwest... Helped Carmel Corsairs earn a share of conference title... Also said to be an outstanding long snapper... Also played basketball...

Personal: Academic major to be determined... Brother of '09 UA recruit Jack Baucus... Date of birth Feb. 13, 1992... Recruited by UA coach Bill Bedenbaugh... Son of Mike and Ann Baucus...

Kyle Benson, LB, 6-2, 221, Freshman Tempe, Ariz. (Corona del Sol)

Arizona: Will open first camp as a strongside linebacker...

High School: SuperPrep All-Farwest... Arizona Republic All-5A honorable mention for coach Gary Venturo... All East Valley Tribune honorable mention... 5A Central Region honorable mention... 2010 All-American Bowl Game in Austin, Texas, in January... 106 tackles as senior, 92 tackles and three sacks as junior... State finalist in hurdles as junior, finishing sixth in 110 meters in 5A-I meet...

Personal: Academic major to be determined... Son of Shawn and Andrea Benson... Date of birth Dec. 24, 1991... Recruited by UA coach Tim Kish...

Fabbians Ebbele, OL, 6-6, 295, Freshman Chicago, Ill. (Simeon)

Arizona: Slated to open his first camp at tackle...

High School: Chicago Sun-Times first-team All-Public League... Sun-Times Area Top 100... Blocked for Wolverines' all-city RB Horatio Banks and all-city QB Robert Gregory...Simeon won city championship in 2009 under coach Jesse Chick... Also standout forward for Simeon hoops team and threw the shot in track and field...

Personal: Academic major to be selected... Date of birth April 2, 1992... Recruited by UA coach Bill Bedenbaugh...

Aiulua Fanene, DL, 6-4, 280, Freshman Nu'uuli, American Samoa (Tafuna)

Arizona: Likely to open his first camp as a defensive tackle, although might get a look as an offensive lineman... 5,000-mile trip to leave the South Pacific for the desert as UA's final signee in the class...

High School: Played offensive guard and defensive end... Played in USA Football's Team USA vs. The World game in January 2010 in Ft. Lauderdale, Fla., in connection with the Pro Bowl, as a member of the International Federation of American Football world-select squad... Starting offensive guard for the American Samoa All-Star team that beat a Hawaii team, 23-20, in the 2010 Samoa Bowl VII earlier in January... Finished his senior season as Co-Defensive Player of the Year and First-Team All-Star for 2009-2010 football season at Tafuna High School in American Samoa... Has six years of football experience, including two on the Tafuna varsity... Played two years of elementary flag football... Older brother, Jonathan Fanene, plays for the Cincinnati Bengals... greatest football memory was playing offensive guard in the Samoa 2010 because the competition as great...

Personal: Academic major to be determined... Son of David and Anna Fanene... Says most influential people in his life are his parents... Would like to meet President Barack Obama... Speaks English, Samoan, and Tongan... One of 12 children... Was part of a CBS 60 Minutes feature on high school football in Samoa that aired in January 2010... Date of birth Nov. 3, 1992... Recruited by UA coach Mike Tuasosopo...Pronunciation: eye-ih-loo-uh fa-NAY-nay

Marquis Flowers, S, 6-3, 200, Freshman Phoenix, Ariz. (Millennium)

Arizona: Expected to compete for a role immediately...

High School: U.S. Army All-America game January 2010 in San Antonio... NewsTribune.com Western 100... Long Beach Press-Telegram Best in the West

honorable mention... PrepStar Dream Team All-American... SuperPrep Elite 50, All-America athlete and All-Farwest ... USA Today Tom Lemming's Top 25 safety... Arizona Republic top-rated senior prospect... Republic All-Arizona first-team and first-team All-Class 5A for coach Curtis Mays... SuperPrep publisher's Pre-season Top 50... Had 46 tackles, four passes defended, a field-goal block and two interceptions as a senior...On offense rushed for 1,247 yards and 16 TDs while catching 13 passes for 162 yards... On numerous Top 100 prospects lists... 150-plus tackles as an underclassman... Rushed for 932 yards and 8 TDs on offense as a sophomore...

Personal: Academic major to be determined... Recruited by UA coach Tim Kish... Son of Shawn and Adarin Flowers... Father is hazardous waste manager, mother works in medical collections... Date of birth Feb. 16, 1992...

Saneilia Fuimaono, DL, 6-2, 260, Freshman Kaneohe, Hawaii (Punahou)

Arizona: Likely to open his first camp as an interior tackle...

High School: Honolulu Advertiser honorable mention Division I all-state... SuperPrep All-Farwest for coach Charles Ane... ILH Football All-Star first-team DL in 2008... Star-Bulletin third-team all-state as junior... AIGA Foundation All-Star Defense '08... Played DE for Buffanblu... Has reported quickness for linebacker at the collegiate level... All-Poly Camp top DE nod in July 2009... No. 1-rated wrestler at heavyweight class in 2009-10 in state... Won state wrestling title in spring '09, undefeated at 285 class, to help Punahou net third consecutive state title... Hawaii USA Wrestling Team mainland tour as soph after 3rd place state finish... Shot put for track team...Competed in state judo championships in 2007, earning fourth place... Same school as Barack Obama...

Personal: Academic major to be selected... Full name Jonathan Saneilia Fuimaono, goes by nickname, Sani... Son of Ijeva Matavale and stepfather Felise Matavale... Actor in school theatre production of *The King and I*... The second player with his surname to attend UA as a football player, following Nokisi Fuimaono of Oceanside, Calif., in 1967-68, believed to be UA's first player of Polynesian descent... Recruited by UA coach Mike Tuasosopo... Date of birth June 15, 1992... Pronunciation: sa-knee foo-ee-ma-OH-no

Chase Gorham, LS, 6-2, 225, Freshman Scottsdale, Ariz. (Chaparral)

Arizona: Potentially the starting long snapper for four years... First commitment in class of 2010, pledging in early 2009...

High School: A national kicking-camps participant for several years, Gorham is considered one of the top snappers in the nation, earning a top 2010 rating from Chris Sailer Kicking... PrepStar All-West honors for coach Charlie Ragle... Arizona Republic All-Arizona honors and Republic first-team 5-A all-state honors... Helped club win 5A II state championship at 13-1 in 2009...

Personal: Academic major to be determined... Son of Charlie Gorham Sr. and Denise Bueno... Father was UA letterman in 1972-73 as place kicker, knocking home 17 field goals in 28 tries, including a share of the UA single-game record with 4-for-4 against Indiana in 1973... Elder Gorham is volunteer kicking coach for Chaparral... Date of birth April 29, 1992... Recruited by UA coach Tim Kish...

Jourdan Grandon, DB, 6-0, 180, Freshman Avondale, Ariz. (Westview)

Arizona: Likely a cornerback in his first camp...

High School: NewsTribune.com Western 100... PrepStar All-West... SuperPrep All-Farwest... SuperPrep preseason All-American '09... Rated among top corners in Arizona... Quarterback and corner for Westview coach Jeff Bowen... Foot injury in preseason caused him to miss nine games of his senior year... As a junior he threw for 1,526 yards and 11 scores with only four interceptions, and also rushed for 759 yards and eight TDs. On defense in 2008 had 37 tackles and 4 picks... Wing player for Westview basketball team...

Personal: Academic major to be selected... Son of Penny and Michael Grandon... Date of birth April 7, 1992... Recruited by UA coach Tim Kish...

Austin Hill, WR, 6-3, 200, Freshman Corona, Calif. (Eleanor Roosevelt)

Arizona: Expected to open his first camp as an outside receiver...

High School: All-CIF Inland Division honors in 2009... PrepStar All-West... Top 20 by San Gabriel Valley/Inland Empire Scouting... SuperPrep All-FarWest for coach Bill Stacy... Among league leaders with 45 catches for 1,160 yards, with nine touchdowns, plus rushed for two scores... Had 34 grabs for 625 yards and seven TDs as a junior... One of top prep hurdlers in Riverside County, with title at 2009 Mt. Sac Relays in 300 meters... Among a dozen top D-I recruits from neighboring schools in Corona area...

Personal: Academic major to be determined... Prep teammate of fellow receiving recruit Tyler Slavin... Date of birth July 17, 1991... Recruited by UA coach Tim Kish...

Carter Lees, OL, 6-5, 320, Freshman Sugar Land, Texas (Fort Bend Kempner)

Arizona: Projected to opening his training as a guard...

High School: District 23-5A Zone B first-team offense in 2009... 5A Texasfootball.com 2009 Region 3 super list lineman... PrepStar All-Midlands... Houston Chronicle All-Greater Houston second-team honors... Sugar Land Sun A—Sun first-team... Dave Campbell's Texas Football Top 40 lineman... Rogers Recruiting second-team Texas All-Academic... Reportedly graded 93 percent,

2010 Arizona Football

with 34 pancake blocks and no sacks allowed... First-team All-District 23-5A as a junior for Kempner coach James Brown... team offensive line MVP as a junior... Also threw discus for Kempner track team...

Personal: Academic major to be determined... Date of birth Feb. 7, 1992... Recruited by UA coach Seth Littrell...

Jonathan McKnight, DB, 5-11, 170, Freshman River Ridge, La. (John Curtis)

Arizona: Expected to open his first camp as a cornerback...

High School: SuperPrep All-Southwest... Louisiana Sports Writers Association first-team 2A all-state... TigerRag Louisiana Top 25... Times Picayune Louisiana Fabulous 50... Defensive back and running back at Curtis... Four interceptions as a senior, 20 PBU and 26 tackles in 2009...

Personal: Academic major to be selected... Brother of former USC star Joe McKnight... Sister, Johanna, played basketball and ran sprints at Richmond... Recruited by UA coach Garret Chachere... Date of birth Jan. 25, 1991...

Willie Mobley, DL, 6-2, 277, Sophomore Eden Prairie, Minn. (EPHS/Ohio State)

Arizona: Expected to open first camp as a defensive tackle... Will have three years of eligibility at Arizona...

Junior College: Orange Coast CC, Costa Mesa, Calif... Attended but did not play in 2009 after transfer from Ohio State, where he redshirted in 2008... SuperPrep Juco 100...

High School: Helped lead the Eagle Empire to Class 5A state titles in undefeated seasons as a junior and senior... all-state and finalist for Mr. Football Minnesota... 66 tackles, 21 TFL, 12 sacks as a senior... Earned all-Lake Conference... PrepNation Midlands player of year honors... EA Sports, PrepStar All-America... Scout, Rivals, SuperPrep Top 250...

Personal: Academic major to be determined... Family moved to Mission Viejo, Calif., in early 2009... The son of Roshanak and Willie Mobley... His mother moved to the United States from Iran in 1984... Date of birth Sept. 2, 1989... Recruited by UA coach Mike Tuasosopo...

Dan Pettinato, DE, 6-4, 235, Freshman Grass Valley, Calif. (Nevada Union)

Arizona: Will open his first camp as a defensive end...

High School: PrepStar All-West... Delta Valley Conference player of the year after he led Nevada Union Miners to undefeated 5-0 record in league play... Sacramento Bee 2009 All-Metro first team as all-purpose player for coach Dave Humphers... All-Sac-Joaquin Section first team as selected by National Football Foundation Sacramento Valley chapter... NU's Jim Brown Award as MVP... Club won Division championship at 13-1, finishing in Cal-Hi Sports Top 20... Had two TD catches and two sacks in quarter-final vs. Sheldon... 35 catches for 700 yards and eight touchdowns at tight end, with five sacks to go along with 87 tackles at defensive end his senior year... As a junior, he had 64 tackles and 8 sacks, earning Sac Bee honorable mention all-metro honors as DL... Played forward on Miners basketball squad...

Personal: Academic major to be selected... Grandmother lives in Tucson, uncles attended UA and cousin plays rugby... Younger brother, Dominic, plays on NU football squad... Date of birth April 24, 1992... Recruited by UA coach Jeff Hammerschmidt...

Dexter Ransom, WR, 6-4, 217, Junior Seguin, Texas (Blinn College)

Arizona: Is expected to compete for immediate time as an outside receiver...

Junior College: First-team SWJCFC honors each of his two seasons... NJCAA preseason All-America honors... SuperPrep Juco 100 for coach Brad Franchione... Bucs won school's fourth NJCAA national title in 2009 over Fort Scott (Kan.) in Dec 09... Team was 11-1, with only loss to fellow recruit Mohammed Usman's Navarro team... Had 19 catches for 412 yards and seven TDs in 2009 before late-season knee injury kept him out of postseason... Caught 31 passes for 642 yards and nine scores in 2008 regular season as teammate to UA receiver Travis Cobb, earning NJCAA Region 14 first-team citation...

High School: Same 2006 Texas All-District 25-5A first-team honors as UA quarterback Nick Foles, and a unanimous choice as was Foles... Track 200m sprinter in high school...

Personal: Academic major to be determined... Date of birth June 6, 1989... Recruited by former UA coach Sonny Dykes...

Josh Robbins, DB, 6-3, 190, Freshman Tucson, Ariz. (Canyon del Oro)

Arizona: Likely to work at strong safety in his first camp...

High School: First-team 4A all-state by the Arizona Republic... SuperPrep All-Farwest... Arizona Daily Star first-team All-Southern Arizona for coach Dustin Peace... PrepStar All-West... Coaches 4A-I Sonoran first-team all-region defense honors... Daily Star honorable mention All-Southern Arizona as junior... Team won state 4A championship his senior year... Josh Robbins (6-3, 185) had 31 tackles and intercepted six passes this season. He also played wide receiver, catching 28 passes for 332 yards and six touchdowns...

Personal: Academic major to be selected... Son of Randy Robbins and Debbe Bencomo... Father is a former UA star, assistant coach and member of the Arizona Sports Hall of Fame. He was a first-team All-Pac-10 pick in 1983 and played nine years in the NFL for the Denver Broncos, including three Super Bowl

appearances... Date of birth Feb. 18, 1992... Recruited by UA coach Dave Nichol...

Tyler Slavin, WR, 6-2, 190, Freshman Corona, Calif. (Eleanor Roosevelt)

Arizona: Is expected to open first camp as a Z receiver...

High School: NewsTribune.com Western 100... PrepStar All-West... SuperPrep All-Farwest... All-CIF Inland Division honors in 2009 for coach Bill Stacy... Top 20 by San Gabriel Valley/Inland Empire Scouting... Played in 25th annual Inland Empire All-Star Football Classic for Riverside County team... Caught 34 passes for 663 yards and eight touchdowns his senior year and 22 grabs for 501 and eight TDs his junior year... Snared 11 for 252 and four scores as a sophomore... High school teammate of fellow receiving recruit Austin Hill...

Personal: Academic major to be selected... Son of Jakki and Bill Newberry... Outstanding student with aspirations for a medical career... Date of birth Jan. 29, 1992... Recruited by UA coach Tim Kish...

Trent Spurgeon, OL, 6-7, 270, Freshman Owasso, Okla. (Owasso)

Arizona: Likely to open first camp as a left tackle...

High School: PrepStar All-America honors... SuperPrep All-Midlands... Coaches' first-team 6A-4 All-District... USA Today Tom Lemming's Top 25 OT... Tulsa World No. 2 area offensive line prospect and honorable mention all-state honors... Oklahoma Top 25 prospect by The World... World second-team All-Metro honors for coach Bill Patterson... SoonerScoop state No. 5... Among three major college recruits on the Rams' offensive line... Frontcourt starter for Owasso basketball team... Placed ninth in the Class 6A state discus throw as a junior, and also threw the shot put... Sister, Kylie, won state 2006 and 2007 high school discus throws and went on to throw for Southern Methodist...

Personal: Academic major to be determined... Son of Tami and William Spurgeon... Date of birth May 27, 1992... Recruited by UA coach Seth Littrell...

Kirifi Taula, DL, 6-2, 280, Freshman Garden Grove, Calif. (Servite)

Arizona: Will train in first camp as tackle or nose tackle...

High School: NewsTribune.com Western 100... First-team CalHiSports All-State defensive lineman... PrepStar All-West... SuperPrep All-Farwest... All-CIF Southern Section Pac-5 Division honors 2009... First-team All-County senior year by OC Varsity... Received votes in Long Beach Press-Telegram Best in the West polling... Friars were CIF Pac-5 and CIF Division II state champions at 14-1 in 2009 under coach Troy Thomas... First undefeated (conference play) Trinity league champions in history... First-team All-Trinity League as a junior... Broke his arm and missed five games senior year... Played at Orange Lutheran for a year... Did not play in 2007... Joined Servite varsity for final two years...

Personal: Academic major to be selected... Son of Leutu and Victor Taula... Date of birth Dec. 30, 1991... Recruited by UA coach Garret Chachere...

Mohammed Usman, DE, 6-2, 240, Junior Arlington, Texas (Bowie HS/Navarro CC)

Arizona: Another of UA's succession of Blinn recruits, Usman likely will train at end in his first camp...

Junior College: Helped lead Navarro to 10-1 regular season for Bulldawgs, ranked No. 1 in NJCAA poll, before losing national title game against Blinn (and UA recruit Dexter Ransom), which it lost to finish No. 3... Led squad with 4.5 sacks... Fifth on team with 55 tackles, plus had a forced fumble and two more TFL for coach Ray Woodard... Signed with Houston out of high school and played as true freshman in 2008... Had 10 tackles in nine games for Cougars...

High School: Member of the *Dallas Morning-News* Area Top-100 team out of Bowie High School in Arlington, Texas... Second-Team All-District 8-5A for Coach Kenny Perry as a junior and a senior... Helped lead team to a 13-2 record as a senior... Two-time, first-team All-District wrestler, where he was ranked No. 1 in the heavyweight division...

Personal: Academic major to be selected... Date of birth April 1, 1989... Son of Nasiru Usman... Recruited by former UA coach Sonny Dykes...

Garic Wharton, IR, 5-11, 168, Freshman Las Vegas, Nev. (Valley)

Arizona: His speed puts him in the picture for quick look in fall camp as an inside receiver and kick returner...

High School: PrepStar All-West... SuperPrep All-Farwest... Class 4A All-Northeast League first-team honors as an athlete, plus second-team as kick returner... Played receiver, defensive back and some quarterback for Valley coach John Elwell... Las Vegas Sun offensive preseason honors as kick returner... Reported 4.4 speed... As senior rushed for 691 yards, passed for 466 and caught 12 passes for 225 more, plus had two scoring returns on kickoffs... Rushed 14 times for 257 yards and four scores, caught 34 passes for 471 yards and four scores, had seven KOR for 320 yards, and added 25 tackles and an interception in 2008... Returned three kicks for touchdowns... State-meet record in 200 meters with 21.1 in 4A state track meet as a sophomore in 2008, then added 100-meter state record with 10.39 dash in 2009 meet to break 20-year-old mark... Review Journal 4A track athlete of the year in 2008...

Personal: Academic major to be determined... Son of Kimberly and Garic Wharton... Has family in Tucson... Date of birth Dec. 22, 1991... Recruited by UA coach Garret Chachere...

2010 Arizona Football

2010 Opponents

Game 1 – at Toledo - ESPN

8 p.m. EST, Friday, Sept. 3

Glass Bowl (26,248)

Toledo Rockets – utroockets.com

Location: Toledo, Ohio

Enrollment: 23,064

Colors: Midnight Blue and Gold

Conference: Mid-American

Pressbox Phone: 419-530-3732

AD: Michael O'Brien

FB SID: Paul Helgren

Paul.helgren@utoledo.edu

SID Phone: 419-530-4918

Head Coach: Tim Beckman (2nd year)

Record: 5-7, 5-7 overall

Series: UA 2-0

Last meeting: Arizona 41-16, Tucson 2008

Game 2 – The Citadel

TBA, Saturday, Sept. 11

Arizona Stadium (57,400)

The Citadel Bulldogs – citadelsports.com

Location: Charleston, S.C.

Enrollment: 2,086

Colors: Blue & White

Conference: Southern Conference

Stadium: Sansom Field at Johnson Hagood (21,000)

AD: Larry Leckonby

FB SID: Noelle Blaney

Nolle.orr@citadel.edu

SID Phone: 843-953-5353

Head Coach: Kevin Higgins (6th year)

Record: 24-32; 13th overall 80-57-1

Series: First meeting

Game 3 – Iowa - ESPN

7:30 p.m. (MST/PDT), Saturday, Sept. 18

Arizona Stadium (57,400)

Location: Iowa City

Enrollment: 30,561

Colors: Gold and Black

Conference: Big Ten

Stadium: Kinnick Stadium (70,585)

AD: Gary Barta

SID: Phil Haddy

phillip-haddy@uiowa.edu

SID Phone: 319-335-9417

Head Coach: Kirk Ferentz (12th year)

Record: 81-55; 93-76 (15th year)

Series: tied 6-6

Last meeting: Iowa 27-17, Iowa City 2009

Game 4 – California

TBA, Saturday, Sept. 25

Arizona Stadium (57,400)

California Golden Bears – calbears.com

Location: Berkeley, Calif.

Enrollment: 33,000

Colors: Blue & Gold

Conference: Pacific-10

Stadium: Memorial Stadium (71,799)

Pressbox phone: 510-642-3098

AD: Sandy Barbour

SID: Herb Benenson

benenson@berkeley.edu

SID Phone: 510-642-5363

Head Coach: Jeff Tedford (9th year)

Record: 67-35, 67-35 overall

Series: Cal leads 15-13-2

Last meeting: Cal 24-16, Berkeley '09

Game 5 – Oregon State

TBA, Saturday, Oct. 9

Arizona Stadium (57,400)

OSU Beavers – osubeavers.com

Location: Corvallis, Ore.

Enrollment: 20,200

Colors: Orange & Black

Conference: Pacific-10

Stadium: Reser Stadium (45,674)

Press Box Phone: 541-737-2410

AD: Bob De Carolis

SID: Steve Fenk

steve.fenk@osu.edu

SID Phone: 541-737-7470; -3020 fax

Head Coach: Mike Riley (10th year)

Record: 64-47, 64-47

Series: UA leads 20-10-1

Last Meeting: Arizona 37-32, Corvallis 2009

Game 6 – at Washington State

TBA, Saturday, Oct. 16

Martin Stadium (37,600)

WSU Cougars – wsucougars.com

Location: Pullman, Wash.

Enrollment: 21,000

Colors: Crimson & Gray

Conference: Pacific-10

Stadium: Martin Stadium (35,117)

Pressbox Phone: 509-335-2684

AD: Bill Moos

SID: Bill Stevens

wsstevens@wsu.edu

SID Phone: 509-335-2684; -0267 fax

Head Coach: Paul Wulff (3rd year)

Record: 3-22, 56-62 (11th year)

Series: UA leads 24-13

Last meeting: UA 48-7, Tucson 2009

Game 7 – Washington

TBA, Saturday, Oct. 23

Arizona Stadium (57,400)

UW Huskies – gohuskies.com

Location: Seattle, Wash.

Enrollment: 42,933

Colors: Purple & Gold

Conference: Pacific-10

Stadium: Husky Stadium (72,500)

Pressbox Phone: 206-543-2230

AD: Scott Woodward

FB SID: Jeff Bechtold

bechtold@u.washington.edu

SID Phone: 206-543-2230; -5000 fax

Head Coach: Steve Sarkisian (2nd year)

Record: 5-7, 5-7 overall

Series: UW leads 17-8-1

Last meeting: UW 36-33, Seattle 2009

Game 8 – at UCLA

TBA, Saturday, Oct. 30

The Rose Bowl (91,136)

UCLA Bruins – uclabruins.com

Location: Los Angeles, Calif.

Enrollment: 39,500

Colors: Blue & Gold

Conference: Pacific-10

Stadium: Rose Bowl, Pasadena (91,136)

Pressbox phone: 626-397-4210

AD: Dan Guerrero

FB SID: Steve Rourke

sroureke@athletics.ucla.edu

SID Phone: 310-206-6831; 825-8664 fax

Head Coach: Rick Neuheisel (3rd year)

Record: 11-14, 77-44 (11th year)

Series: UCLA leads 19-13-2

Last meeting: Arizona 27-13, Tucson 2009

Game 9 – at Stanford

TBA, Saturday, Nov. 6

Stanford Stadium (50,000)

Stanford Cardinal – gostanford.com

Location: Stanford, Calif.

Enrollment: 15,140

Colors: Cardinal & White

Conference: Pacific-10

Pressbox phone: 650-723-4418

AD: Bob Bowlsby

FB SID: Jim Young

jfyoung@stanford.edu

SID Phone: 650-721-1989; 725-2597 fax

Head Coach: Jim Harbaugh (4th year)

Record: 17-20, 46-26 (7th year)

Series: UA leads 14-11

Last meeting: Arizona 43-38, Tucson 2009

Game 10 – Southern California - ABC

6 p.m. (MST), Saturday, Nov. 13

Arizona Stadium (57,400)

USC Trojans - uscTrojans.com

Location: Los Angeles, Calif.

Enrollment: 33,500

Colors: Cardinal & Gold

Conference: Pacific-10

Stadium: Los Angeles Coliseum (92,000)

Pressbox phone: 213-741-1341

AD: Mike Garrett

SID: Tim Tesselone

tessalon@usc.edu

SID Phone: 212-740-8480; -7584 fax

Head Coach: Lane Kiffin (1st year)

Record: 0-0, 7-6 (2nd year)

Series: USC leads 26-7

Last meeting: Arizona 21-17, Los Angeles 2009

Game 11 – at Oregon – ESPN

4 p.m. PST, Friday, Nov. 26

Autzen Stadium (54,000)

Oregon Ducks – goducks.com

Location: Eugene, Ore.

Enrollment: 20,033

Colors: Green & Yellow

Conference: Pacific-10

Stadium: Autzen Stadium (54,000)

Pressbox phone: 541-346-7074

AD: TBA

SID: Dave Williford

diw@uoregon.edu

SID Phone: 541-346-5488; -5449 fax

Head Coach: Chip Kelly (2nd year)

Record: 10-3

Series: Oregon leads 21-14

Last Meeting: UO 44-41 (2 OT), Tucson 2009

Game 12 – Arizona State

6 p.m. Thursday, Dec. 2 - ESPN

Arizona Stadium (57,400)

ASU Sun Devils – thesundevis.com

Location: Tempe, Ariz.

Enrollment: 67,082

Colors: Maroon & Gold

Conference: Pacific-10

Stadium: Sun Devil Stadium (71,706)

Pressbox phone: 480-965-6207

AD: Lisa Love

SID: Mark Brand

mbrand@asu.edu

SID Phone: 480-965-6592; -5408 fax

Head Coach: Dennis Erickson (4th year)

Record: 19-18, 167-83-1 (22nd year)

Series: UA leads 46-36-1

Last Meeting: UA 20-17, Tempe 2009

2010 Arizona Football

2010 Pacific-10 Conference Composite Schedule

Thursday, Sept. 2
USC at Hawaii

Friday, Sept. 3
Arizona at Toledo

Saturday Sept. 4
Portland State at Arizona State
UC-Davis at California
New Mexico at Oregon
Oregon State at TCU
Sacramento State at Stanford
UCLA at Kansas State
Washington at BYU
Washington State at Oklahoma State

Saturday, Sept. 11
The Citadel at Arizona
Northern Arizona at ASU
Colorado at California
Oregon at Tennessee
Stanford at UCLA
Virginia at USC
Syracuse at Washington
Montana State at Washington State

Saturday, Sept. 18
Iowa at Arizona
ASU at Wisconsin
Cal at Nevada
Portland State at Oregon
Louisville at OSU
Wake Forest at Stanford
Houston at UCLA
USC at Minnesota
Nebraska at Washington
WSU at Southern Methodist

Saturday, Sept. 25
California at Arizona
Oregon at ASU
OSU at Boise State
Stanford at Notre Dame
UCLA at Texas
USC at Washington State

Saturday, Oct. 2
ASU at OSU
Stanford at Oregon
WSU at UCLA
Washington at USC

Saturday, Oct. 9
OSU at Arizona
ASU at Washington
UCLA at Cal
WSU at Oregon
USC at Stanford

Saturday, Oct. 16
Arizona at WSU
Cal at USC
OSU at Washington

Thursday, Oct. 21
UCLA at Oregon

Saturday, Oct. 23
Washington at Arizona
ASU at Cal
WSU at Stanford

Saturday, Oct. 30
Arizona at UCLA
WSU at ASU
Cal at OSU
Oregon at USC
Stanford at Washington

Saturday, Nov. 6
Arizona at Stanford
ASU at USC
Washington at Oregon
OSU at UCLA

Saturday, Nov. 13
USC at Arizona
Stanford at ASU
Oregon at Cal
WSU at OSU
UCLA at Washington

Thursday, Nov. 18
UCLA at Washington

Saturday, Nov. 20
Cal at WSU
USC at OSU

Friday, Nov. 26
Arizona at Oregon
UCLA at ASU

Saturday, Nov. 27
Washington at Cal
OSU at Stanford
Notre Dame at USC

Thursday, Dec. 2
ASU at Arizona

Saturday, Dec. 4
Stanford at Cal
Oregon at OSU
USC at UCLA
Washington at WSU



Largest Arizona Stadium Crowds vs. Pac-10 Schools

Team	Date	Atten
ASU	Nov. 23, 1996 (L, 14-56)	59,920
Cal	Nov. 5, 1994 (W, 13-6)	58,374
Oregon	Nov. 21, 2009 (L, 44-41 2OT)	57,863
OSU	Oct. 21, 2006 (L, 17-10)	57,113
Stanford	Oct. 16, 1993 (W, 27-24)	57,799
UCLA	Oct. 24, 1994 (W, 34-24)	58,817
USC	Sept. 23, 2006 (L, 3-20)	58,801
UW	Nov. 7, 1992 (W, 16-3)	58,510
WSU	Oct. 27, 1990 (W, 42-34)	55,520

Series Records vs. 2010 Opponents

Arizona State (UA leads, 46-36-1)

Date	W/L/Score	D/N	Site/Attend.
11/30/1899	L 2-11	D	Tucson (Carrillo Gardens)
11/22/1902	W 12-0	D	Tucson (Old Library)
10/31/1914	W 34-0	D	Tucson
10/9/1915	W 7-0	D	Tucson
10/11/1919	W 59-0	D	Tucson (UA Field)
10/10/1925	W 13-3	D	Tucson (UA Field)
10/16/1926	W 35-0	D	Tucson (UA Field)
10/20/1928	W 39-0	D	Tucson (UA Field)
11/2/1929	W 26-0	D	Tucson (Arizona Stadium)
10/18/1930	W 6-0	D	Tucson (Arizona Stadium)
10/31/1931	L 6-19	N	Phoenix (Irish Field) 3,000
11/24/1932	W 20-6	D	Tucson (Arizona Stadium)
11/18/1933	W 26-7	N	Phoenix (Irish Field) 6,000
11/17/1934	W 32-6	D	Tucson (Arizona Stadium) 5,500
9/28/1935	W 26-0	N	Tucson (Arizona Stadium)
10/10/1936	W 18-0	D	Tempe (Goodwin Stadium) 5,800
10/2/1937	W 20-6	N	Tucson (Arizona Stadium) 6,000
10/25/1941	W 20-7	N	Tempe (Goodwin Stadium) 12,000
10/10/1942	W 23-0	N	Tempe (Goodwin Stadium) 7,500
9/28/1946	W 67-0	N	Tucson (Arizona Stadium) 12,000
11/15/1947	W 26-13	N	Tempe (Goodwin Stadium) 16,000
10/30/1948	W 33-21	N	Tucson (Arizona Stadium) 16,021
11/12/1949	L 7-34	N	Tempe (Goodwin Stadium) 17,500
11/11/1950	L 13-47	N	Tucson (Arizona Stadium) 26,978
11/10/1951	L 14-61	N	Tempe (Goodwin Stadium) 17,500
11/8/1952	L 18-20	N	Tucson (Arizona Stadium) 26,707
11/28/1953	W 35-0	N	Tempe (Goodwin Stadium) 16,000
11/20/1954	W 54-14	N	Tucson (Arizona Stadium) 24,860
11/26/1955	W 7-6	N	Tempe (Goodwin Stadium) 18,000
11/17/1956	L 0-20	N	Tucson (Arizona Stadium) 25,307
11/30/1957	L 7-47	N	Tempe (Goodwin Stadium) n/a
11/22/1958	L 0-47	D	Tucson (Arizona Stadium) 24,966
11/28/1959	L 9-15	N	Tempe (Sun Devil Stadium) 32,500
11/26/1960	W 35-7	N	Tucson (Arizona Stadium) 25,793
11/25/1961	W 22-13	N	Tempe (Sun Devil Stadium) 40,164
11/24/1962	W 20-17	N	Tucson (Arizona Stadium) 29,290
11/30/1963	L 6-35	N	Tempe (Sun Devil Stadium) 41,140
11/28/1964	W 30-6	N	Tucson (Arizona Stadium) 30,847
11/27/1965	L 6-14	N	Tempe (Sun Devil Stadium) 35,896
11/26/1966	L 17-20	N	Tucson (Arizona Stadium) 34,130
11/25/1967	L 7-47	N	Tempe (Sun Devil Stadium) 41,567
11/30/1968	L 7-30	N	Tucson (Arizona Stadium) 41,350
11/29/1969	L 24-38	N	Tempe (Sun Devil Stadium) 49,106
12/5/1970	L 6-10	N	Tucson (Arizona Stadium) 38,500
11/27/1971	L 0-31	N	Tempe (Sun Devil Stadium) 50,370
11/25/1972	L 21-38	N	Tucson (Arizona Stadium) 38,500
11/24/1973	L 19-55	N	Tempe (Sun Devil Stadium) 51,383
11/30/1974	W 10-0	N	Tucson (Arizona Stadium) 40,782
11/29/1975	L 21-24	N	Tempe (Sun Devil Stadium) 51,388
11/27/1976	L 10-27	N	Tucson (Arizona Stadium) 56,807
11/25/1977	L 7-23	N	Tempe (Sun Devil Stadium) 56,326*
11/25/1978	L 16-17	N	Tucson (Arizona Stadium) 58,090
11/20/1979	W 27-24	N	Tempe (Sun Devil Stadium) 70,947
11/29/1980	L 7-44	D	Tucson (Arizona Stadium) 53,108*
11/28/1981	L 13-24	N	Tempe (Sun Devil Stadium) 69,714
11/27/1982	W 28-18	N	Tucson (Arizona Stadium) 58,515
11/28/1983	W 17-15	D	Tempe (Sun Devil Stadium) 70,033*
11/24/1984	W 16-10	N	Tucson (Arizona Stadium) 58,132
11/23/1985	W 16-13	N	Tempe (Sun Devil Stadium) 72,345
11/22/1986	W 34-17	D	Tucson (Arizona Stadium) 58,267*
11/28/1987	T 24-24	D	Tempe (Sun Devil Stadium) 70,839*
11/26/1988	W 28-18	D	Tucson (Arizona Stadium) 56,978
11/25/1989	W 28-10	D	Tempe (Sun Devil Stadium) 74,926
11/24/1990	W 21-17	D	Tucson (Arizona Stadium) 57,112*
11/23/1991	L 14-37	N	Tempe (Sun Devil Stadium) 73,427
11/21/1992	L 6-7	N	Tucson (Arizona Stadium) 58,095
11/26/1993	W 34-20	D	DuskTempe (Sun Devil Stadium) 73,115*
11/25/1994	W 28-27	D	DuskTucson (Arizona Stadium) 58,810*
11/24/1995	W 31-28	D	DuskTempe (Sun Devil Stadium) 67,606*
11/23/1996	L 14-56	D	DuskTucson (Arizona Stadium) 59,920*
11/28/1997	W 28-16	D	DuskTempe (Sun Devil Stadium) 73,682*
11/27/1998	W 50-42	D	DuskTucson (Arizona Stadium) 57,953*
11/27/1999	L 27-42	D	Tempe (Sun Devil Stadium) 68,102*
11/24/2000	L 17-30	D	Tucson (Arizona Stadium) 54,297*
11/23/2001	W 31-24	D	Tempe (Sun Devil Stadium) 55,831*
11/29/2002	L 20-34	D	Tucson (Arizona Stadium) 47,005*
11/28/2003	L 7-28	D	Tempe (Sun Devil Stadium) 55,498*
11/26/2004	W 34-27	D	Tucson (Arizona Stadium) 55,095*
11/25/2005	L 20-23	D	Tempe (Sun Devil Stadium) 67,635*
11/25/2006	L 14-28	D	Tucson (Arizona Stadium) 57,895*
12/1/2007	L 17-20	N	Tempe (Sun Devil Stadium) 71,706*
12/5/2008	W 31-10	N	Tucson (Arizona Stadium) 58,704*
11/28/09	W 20-17	D	Tempe (Sun Devil Stadium) 55,989*

Television: *

Tucson: UA leads, 29-17; Arizona Stadium: UA leads, 22-16; UA Field: UA leads, 4-0; at Old Library site: UA leads, 1-0; at Carrillo Gardens: ASU leads, 1-0; at unknown location: UA leads, 2-0; at Tempe: ASU leads, 19-17-1; at Irish Field, Phoenix: Tied, 1-1; at Sun Devil Stadium: ASU leads, 15-9-1; at Goodwin Field: UA leads, 6-3

Toledo (UA leads 2-0)

9/7/1985	W 23-10	Tucson
9/6/2008	W 41-16	Tucson

The Citadel (0-0)

9/11/2010	First meeting	Tucson
-----------	---------------	--------

2010 Arizona Football

Iowa (Tied 6-6)

9/17/1966	L	20-31	Iowa City
10/4/1969	L	19-31	Iowa City
10/3/1970	W	17-10	Tucson
10/6/1973	W	23-20	Iowa City
9/24/1977	W	41-7	Iowa City
9/30/1978	W	23-2	Tucson
10/4/1980	W	5-3	Iowa City
9/25/1982	L	14-17	Tucson
9/12/1987	L	14-15	Tucson
9/7/1996	L	20-21	Iowa City
9/19/1998	W	35-11	Tucson
9/19/2009	L	17-27	Iowa City

Oregon State (UA leads 21-11-1)

11/5/1966	L	12-31	Portland
11/6/1971	W	34-22	Tucson
9/16/1978	W	21-17	Tucson
11/17/1979	W	42-18	Tucson
11/22/1980	W	24-7	Corvallis
11/14/1981	W	40-7	Corvallis
9/11/1982	W	38-12	Tucson
9/3/1983	W	50-6	Tucson
9/15/1984	W	27-8	Portland
11/2/1985	W	27-6	Corvallis
10/18/1986	W	23-12	Tucson
10/17/1987	W	31-17	Tucson
9/3/1988	W	24-13	Corvallis
10/13/1990	L	21-35	Corvallis
11/2/1991	W	45-21	Tucson
9/19/1992	T	14-14	Corvallis
9/25/1993	W	33-0	Corvallis
10/1/1994	W	30-10	Tucson
11/4/1995	W	14-9	Corvallis
10/26/1996	W	33-7	Tucson
11/8/1997	W	27-7	Tucson
10/17/1998	W	28-7	Corvallis
11/13/1999	L	20-28	Corvallis
11/11/2000	L	9-33	Tucson
10/13/2001	L	3-38	Corvallis
11/2/2002	L	3-38	Corvallis
11/1/2003	L	23-52	Corvallis
11/30/2004	L	14-28	Tucson
10/29/2005	W	29-27	Corvallis
10/21/2006	L	10-17	Tucson
10/6/2007	L	16-31	Corvallis
11/22/2008	L	17-19	Tucson
9/26/2009	W	37-32	Corvallis

at Tucson: UA leads, 11-4; at Corvallis (Reser Stadium): UA leads, 9-6-1; at Neutral Sites: Tied, 1-1; at Portland Ore.: Tied, 1-1

Washington (UW leads, 17-8-1)

11/4/1978	L	21-31	Seattle
11/8/1980	L	22-45	Seattle
9/18/1982	L	13-25	Tucson
11/5/1983	L	22-23	Tucson
10/27/1984	L	12-28	Seattle
11/7/1987	T	21-21	Tucson
11/5/1988	W	16-13	Seattle
9/23/1989	W	20-17	Tucson
11/3/1990	L	10-54	Seattle
10/5/1991	L	0-54	Seattle
11/7/1992	W	16-3	Tucson
10/21/1995	L	17-31	Tucson
9/21/1996	L	17-31	Seattle
10/18/1997	L	28-58	Tucson
10/3/1998	W	31-28	Seattle
11/6/1999	L	25-33	Tucson
11/4/2000	L	32-35	Seattle
10/20/2001	L	28-31	Seattle
10/12/2002	L	28-32	Seattle
11/8/2003	W	27-22	Tucson
11/6/2004	W	23-13	Seattle
11/12/2005	L	14-38	Tucson
9/30/2006	L	10-21	Tucson
10/27/2007	W	48-41	Seattle
10/4/2008	W	48-14	Tucson
10/10/2009	L	33-36	Seattle

at Tucson: UW leads, 7-5-1; at Seattle: UW leads, 10-3

Stanford (UA leads, 14-11)

10/20/1979	L	10-30	Palo Alto
10/3/1981	W	17-13	Tucson
11/6/1982	W	41-27	Palo Alto
10/22/1983	L	22-31	Palo Alto
11/10/1984	W	28-14	Tucson
10/26/1985	L	17-28	Palo Alto
11/30/1986	L	24-29	@Tokyo
10/31/1987	W	23-13	Palo Alto
9/2/1989	W	19-3	Tucson
11/10/1990	L	10-23	Tucson
9/14/1991	W	28-23	Tucson
10/17/1992	W	21-6	Palo Alto
10/16/1993	W	27-24	Tucson
9/24/1994	W	34-10	Palo Alto
10/11/1997	W	28-22	Tucson
9/12/1998	W	31-14	Palo Alto
9/18/1999	L	50-22	Tucson
9/30/2000	W	27-3	Palo Alto
11/10/2001	L	37-51	Tucson

10/19/2002	L	6-16	Palo Alto
10/15/2005	L	16-20	Tucson
1/14/2006	W	20-7	Palo Alto
10/20/2007	L	20-21	Tucson
10/11/2008	L	23-24	Palo Alto
10/17/2009	W	43-38	Tucson

at Tucson: UA leads, 7-5; at Palo Alto: UA leads, 6-5; at Neutral Sites: Stanford leads, 1-0; at Tokyo, Japan: Stanford leads, 1-0

UCLA (UCLA leads, 19-13-2)

11/19/1927	W	16-13	Tucson
9/29/1928	T	7-7	Los Angeles
10/16/1971	L	12-28	Tucson
10/7/1972	L	32-42	Los Angeles
9/18/1976	L	9-37	Los Angeles
10/27/1978	L	14-24	Los Angeles
11/1/1980	W	23-17	Tucson
9/12/1981	L	18-35	Tucson
10/9/1982	T	24-24	Pasadena
11/12/1983	W	27-24	Tucson
11/9/1985	L	19-24	Tucson
10/11/1986	L	25-32	Pasadena
9/26/1987	L	24-34	Pasadena
10/22/1988	L	3-24	Tucson
10/14/1989	W	42-7	Tucson
10/6/1990	W	28-21	Pasadena
10/12/1991	L	14-54	Pasadena
10/3/1992	W	23-3	Tucson
10/30/1993	L	17-37	Pasadena
10/22/1994	W	34-24	Tucson
10/14/1995	L	10-17	Pasadena
11/16/1996	W	35-17	Tucson
9/27/1997	L	27-40	Pasadena
10/10/1998	L	28-52	Tucson
10/30/1999	W	33-7	Pasadena
10/28/2000	L	24-27	Tucson
11/9/2002	L	7-37	Tucson
10/11/2003	L	21-24	Tucson
10/9/2004	L	17-37	Pasadena
11/5/2005	W	52-14	Tucson
10/7/2006	L	7-27	Pasadena
11/3/2007	W	34-27	Tucson
9/20/2008	W	31-10	Pasadena
10/24/2009	W	27-13	Tucson

Tucson: UA leads 10-8; Arizona Stadium: UA leads 9-8; UA Field: UA leads, 1-0; Pasadena (Rose Bowl): UCLA leads, 8-3-1; at Los Angeles: UCLA leads, 4-0-1; at L.A. Memorial Coliseum: UCLA leads, 3-0; at Moore Field: Tied, 0-0-1

Washington State (UA leads, 24-13)

10/5/1963	L	2-7	Spokane
10/3/1964	W	28-12	Tucson
10/16/1965	L	3-21	Spokane
11/12/1966	W	28-18	Tucson
11/2/1968	W	28-24	Tucson
9/18/1971	W	39-28	Spokane
9/23/1972	L	6-28	Tucson
11/18/1978	W	31-24	Tucson
9/8/1979	W	22-7	Spokane
10/18/1980	L	14-38	Tucson
10/24/1981	L	19-34	Tucson
10/30/1982	W	34-17	Pullman
9/17/1983	W	45-6	Pullman
9/14/1985	W	12-7	Tucson
11/8/1986	W	31-6	Pullman
10/24/1987	L	28-45	Pullman
10/15/1988	W	45-28	Tucson
10/21/1989	W	23-21	Pullman
10/27/1990	W	42-34	Tucson
11/9/1991	L	27-40	Pullman
9/12/1992	L	20-23	Tucson
10/23/1993	W	9-6	Tucson
10/15/1994	W	10-7	Pullman
10/28/1995	W	24-14	Pullman
10/5/1996	W	34-26	Tucson
10/25/1997	L	34-35	OT Pullman
11/7/1998	W	41-7	Tucson
9/25/1999	W	30-24	Pullman
10/14/2000	W	53-47	3 OT Tucson
9/29/2001	L	21-48	Tucson
10/26/2002	L	13-21	Tucson
10/4/2003	L	7-30	Pullman
9/25/2004	L	19-20	Tucson
11/4/2006	W	27-17	Pullman
9/29/2007	W	48-20	Tucson
11/8/2008	W	59-28	Pullman
11/7/2009	W	48-7	Tucson

Tucson: UA leads 13-7; Pullman: UA leads, 9-4; at Spokane: Tied, 2-2

California (UC leads 14-13-2)

10/14/1978	L	20-33	Tucson
9/15/1979	L	7-10	Berkeley
9/27/1980	W	31-24	Berkeley
9/19/1981	L	13-14	Tucson
10/1/1983	T	33-33	Berkeley
9/8/1984	W	23-13	Tucson
9/21/1985	W	23-17	Berkeley
10/25/1986	W	33-16	Tucson
10/10/1987	T	23-23	Berkeley
10/29/1988	L	7-10	Tucson
11/4/1989	L	28-29	Berkeley

9/29/1990	L	25-30	Tucson
9/21/1991	L	21-23	Tucson
10/24/1992	W	24-17	Berkeley
11/13/1993	L	20-24	Berkeley
11/5/1994	W	13-6	Tucson
9/30/1995	W	20-15	Tucson
11/2/1996	L	55-56	4OT Berkeley
11/15/1997	W	41-38	OT Tucson
11/14/1998	W	23-7	Berkeley
11/3/2001	W	38-24	Berkeley
11/16/2002	W	52-41	Berkeley
10/25/2003	L	14-42	Berkeley
10/23/2004	L	0-38	Tucson
10/1/2005	L	0-28	Berkeley
11/1/2006	W	24-20	Tucson
9/22/2007	L	27-45	Berkeley
10/18/2008	W	42-27	Tucson
11/14/2009	L	16-24	Berkeley

at Tucson: UA leads, 7-6; at Berkeley: Cal leads, 8-6-2

Oregon (OU leads, 21-14)

12/4/1937	W	21-7	Tucson
9/29/1951	L	21-39	Eugene
10/22/1955	L	27-46	Tucson
10/14/1961	W	15-6	Portland
10/19/1963	L	12-28	Tucson
10/17/1964	L	0-21	Eugene
9/16/1972	L	7-34	Eugene
11/11/1978	W	24-3	Eugene
10/13/1979	W	24-13	Tucson
10/17/1981	W	18-14	Eugene
11/20/1982	L	7-13	Eugene
10/15/1983	L	10-19	Tucson
10/6/1984	W	28-14	Tucson
11/16/1985	W	20-8	Tucson
9/20/1986	W	41-17	Eugene
11/12/1988	W	41-27	Tucson
9/30/1989	L	10-16	Eugene
9/22/1990	W	22-17	Tucson
11/6/1993	W	31-10	Tucson
10/29/1994	L	9-10	Eugene
11/11/1995	L	13-17	Tucson
11/9/1996	L	31-49	Eugene
9/4/1997	L	9-16	Eugene
10/31/1998	W	38-3	Tucson
10/23/1999	L	41-44	Tucson
10/21/2000	L	10-14	Eugene
10/6/2001	L	28-63	Tucson
10/5/2002	L	14-31	Tucson
9/13/2003	L	10-48	Tucson
10/16/2004	L	14-28	Eugene
10/22/2005	L	21-28	Tucson
11/18/2006	W	37-10	Eugene
11/15/2007	W	34-24	Tucson
11/15/2008	L	45-55	Eugene
11/21/2009	L	41-44	2OT Tucson

at Tucson: OU leads 10-9; at Eugene: OU leads, 11-4; at Hayward Field: OU leads 2-0; at Portland, Ore.: UA leads, 1-0

USC (USC leads, 26-7)

12/9/1916	L	7-20	Phoenix, Ariz.
10/20/1917	L	6-31	Los Angeles
10/14/1922	L	0-15	Los Angeles
11/17/1923	L	6-69	Los Angeles
10/11/1924	L	0-29	Los Angeles
10/24/1925	L	0-56	Los Angeles
11/10/1928	L	7-78	Los Angeles
11/3/1979	L	7-34	Los Angeles
10/11/1980	L	10-27	Tucson
10/10/1981	W	13-10	Los Angeles
11/13/1982	L	41-48	Tucson
10/20/1984	L	14-17	Los Angeles
11/1/1986	L	13-20	Tucson
11/14/1987	L	10-12	Los Angeles
10/1/1988	L	15-38	Tucson
11/11/1989	L	3-24	Tucson
10/20/1990	W	35-28	Los Angeles
11/16/1991	W	31-14	Tucson
11/14/1992	L	7-14	Los Angeles
10/2/1993	W	38-7	Tucson
11/4/1994	L	28-45	Los Angeles
9/23/1995	L	10-31	Tucson
10/12/1996	L	7-14	Los Angeles
10/9/1999	W	31-24	Tucson
10/7/2000	W	31-15	Los Angeles
10/27/2001	L	34-41	Tucson
11/15/2003	L	0-45	Tucson
11/13/2004	L	9-49	Los Angeles
10/8/2005	L*	21-42	Los Angeles
9/23/2006	L	3-20	Tucson
10/13/2007	L	13-20	Los Angeles
10/25/2008	L	10-17	Tucson
12/5/2009	W	2	

2010 Arizona Football

Pacific-10 Conference

University of **Arizona** (Tucson) – Founded 1885, Enrollment 38,000
Arizona State University (Tempe) – Founded 1885, Enrollment 64,000
University of **California, Berkeley** – Founded 1868, Enrollment 35,800
University of **California, Los Angeles** – Founded 1919, Enrollment 39,000
University of **Oregon** (Eugene) – Founded 1876, Enrollment 22,400
Oregon State University (Corvallis) – Founded 1868, Enrollment 22,000
University of **Southern California** (Los Angeles) – Founded 1880, Enrollment 35,000
Stanford University (Palo Alto) – Founded 1885, Enrollment 18,400
University of **Washington** (Seattle) – Founded 1861, Enrollment 47,000
Washington State University (Pullman) – Founded 1890, Enrollment 25,000

The roots of the Pac-10 go back to 1915, when the Pacific Coast Conference was founded at a meeting in Portland, Ore. Original membership consisted of four schools – the University of California at Berkeley, the University of Washington, the University of Oregon, and Oregon State College (now OSU). Athletics play began in 1916 and one year later, Washington State College (WSU) was accepted, followed by Stanford University in 1918. In 1922 the PCC added the University of Southern California and Idaho, with Montana joining in 1924.

In 1928 UCLA was added. In 1950, Montana resigned to join the Mountain State Conference with the nine-team PCC continuing through 1958. The PCC was dissolved in 1959 the Athletic Association of Western Universities was formed, with Cal, Stanford, USC, UCLA and Washington. WSU was added in 1962 and the two Oregon schools joined in 1964. In 1968 the name Pacific-8 Conference was adopted.

In July 1978 Arizona and Arizona joined and the Pacific-10 Conference became the reality that it is today. Commissioners have been Edwin N. Atherton (1940-43), Victor O. Schmidt (1944-58), Thomas J. Hamilton ((1958-70), Wiles Hallock (1971-82), Thomas C. Hansen (1983-2008) and Larry Scott (2009 to present).

In June 2010, the University of **Colorado** and University of **Utah** were extended and accepted invitations to join the league. Definite plans on the beginning of play in a 12-team league were to be worked out as soon as possible.

The Pac-10 is quartered in Walnut Creek, Calif. Its web site can be found at www.pac-10.org. Phone: 925-932-4411.

Pac-10 2010 Bowl Tie-Ins

A new four-year bowl cycle kicks in this season and the Pac-10 welcomes a new addition to the lineup. The Valero Alamo Bowl in San Antonio will feature the Pac-10's first selection after the Rose Bowl/BCS participant against an opponent from the Big 12 Conference.

The Pac-10 has agreements with six bowl partners. The lineup is led by the Rose Bowl presented by Citi, which is the destination for the Pac-10 champion, unless said champion is ranked No. 1 or No. 2 in the final Bowl Championship Series rankings. If that were the case, the Pac-10 champion would play in the BCS National Championship Game hosted by the Tostitos Fiesta Bowl.

Regardless of the disposition of the Pac-10 champion, a second Pac-10 team may be selected for an at-large berth in the Bowl Championship Series in any given year and other Pac-10 bowl partner arrangements provide for that occurrence.

In addition to the Rose Bowl presented by Citi, Pac-10 bowl partners include the Valero Alamo Bowl in San Antonio, the Bridgepoint Education Holiday Bowl in San Diego, the Hyundai Sun Bowl in El Paso, the MAACO Bowl Las Vegas and the Kraft Fight Hunger Bowl in San Francisco.

Rose Bowl by Citi ESPN

Pac-10 #1 vs. Big Ten, Jan. 1, 2011, Pasadena, Calif.

Valero Alamo Bowl ESPN

Pac-10 #2 vs. Big 12, Dec. 29, 2010, San Antonio, Texas

Bridgepoint Education Holiday Bowl ESPN

Pac-10 #3 vs. Big 12, Dec. 30, 2010, San Diego

Hyundai Sun Bowl CBS-TV

Pac-10 #4 vs. ACC, Dec. 31, El Paso, Texas

MAACO Bowl Las Vegas ESPN

Pac-10 #5 vs. MWC, Dec. 22, Las Vegas

Kraft Fight Hunger Bowl ESPN

Pac-10 #6 vs. WAC, TBA,

2010-11 Bowl Games

(All ESPN unless noted)

New Mexico - MWC vs. WAC

Albuquerque, N.M., Dec. 18, 2 p.m.

uDrove Humanitarian - MAC vs. WAC

Boise, Idaho, Dec. 18, 5:30 p.m.

R+L Carriers New Orleans - C-USA vs. Sun Belt

New Orleans, Dec. 18, 9 p.m.

Beef 'O' Brady's St. Petersburg - Big East vs. C-USA

St. Petersburg, Fla., Dec. 21, 8 p.m.

MAACO Las Vegas - Mountain West vs. Pac-10,

Las Vegas, Dec. 22, 8 p.m.

S.D. County Credit Union Poinsettia - MWC vs. Navy

San Diego, Dec. 23, 8 p.m.

Sheraton Hawaii - C-USA vs. WAC

Honolulu, Dec. 24, 8 p.m.

Little Caesars - Big Ten vs. MAC

Detroit, Dec. 26, 8:30 p.m.

AdvoCare V100 Independence - ACC vs. MWC

Shreveport, La., Dec. 27, 5 p.m., TV TBD

Champs Sports - ACC vs. Big East

Orlando, Fla. Dec. 28, 6:30 p.m.

Insight - Big Ten vs. Big 12

Tempe, Ariz., Dec. 28, 10 p.m.

EagleBank - ACC vs. C-USA

Washington, D.C., Dec. 29, 2:30 p.m.

Texas - Big Ten vs. Big 12

Houston, Dec. 29, 6 p.m.

Valero Alamo - Big 12 vs. Pac-10

San Antonio, Dec. 29, 9:15 p.m.

Bell Helicopter Armed Forces - C-USA vs. MWC

Fort Worth, Texas, Dec. 30, Noon

New Era Pinstripe - Big 12 vs. Big East

Bronx, N.Y., Dec. 30, 3:20 p.m.

Franklin American Mortgage Music City - ACC vs. SEC

Nashville, Tenn., Dec. 30, 6:40 p.m.

Bridgepoint Education Holiday - Big 12 vs. Pac-10

San Diego, Dec. 30, 10 p.m.

Meineke Car Care - ACC vs. Big East

Charlotte, N.C., Dec. 31, Noon

Hyundai Sun - ACC vs. Pac-10

El Paso, Texas, Dec. 31, 2 p.m., CBS

AutoZone Liberty - C-USA vs. SEC

Memphis, Tenn., Dec. 31, 3:30 p.m.

Chick-fil-A - ACC vs. SEC

Atlanta, Dec. 31, TBD, TV TBD

Dallas Football Classic - Big Ten vs. Big 12

Dallas, Jan. 1, Noon, ESPN

Outback - Big Ten vs. SEC

Tampa, Fla., Jan. 1, 1 p.m., ABC

Capital One - Big Ten vs. SEC

Orlando, Fla., Jan. 1, 1 p.m.

Gator - Big Ten vs. SEC

Jacksonville, Fla., Jan. 1, 1:30 p.m., ESPN2

Rose Bowl Game presented by Citi - BCS vs. BCS

Pasadena, Calif., Jan. 1, 4:30 p.m.

Tostitos Fiesta - BCS vs. BCS

Glendale, Ariz., Jan. 1, 8:30 p.m.

Orange - BCS vs. BCS

Miami, Jan. 3, 8 p.m.

Allstate Sugar - BCS vs. BCS

New Orleans, Jan. 4, 8 p.m.

GMAC - MAC vs. Sun Belt

Mobile, Ala., Jan. 6, 8 p.m.

AT&T Cotton - Big 12 vs. SEC

Arlington, Texas, Jan. 7, 8 p.m., FOX

Papajohns.com - Big East vs. SEC

Birmingham, Ala., Jan. 8, Noon

Kraft Fight Hunger - Pac-10 vs. WAC

San Francisco, (tentatively Jan. 9), 9 p.m.

Tostitos BCS National Championship Game BCS 1-2

Glendale, Ariz., Jan. 10, 8 p.m.

2010 Arizona Football

2009 Season in Review

Game 1: Arizona 19, Central Michigan 6

Sept. 5, 2009 - Arizona Stadium, Tucson - Attend: 51,683
 Kickoff: 7:50 p.m. - Time of Game: 2:43 - Weather: Mid 80's, Mostly cloudy

TUCSON, Ariz. (AP) -- Nic Grigsby ran for 118 yards and a touchdown, Alex Zendejas matched a school record with four field goals and Arizona defeated Central Michigan in a game delayed 43 minutes by lightning. Ending weeks of mystery over Willie Tuitama's successor, Arizona coach Mike Stoops started Matt Scott at quarterback ahead of fellow sophomore Nick Foles. After a slow start, Scott completed 19-of-30 passes for 202 yards, and he was intercepted once. Scott also rushed for 83 yards on nine carries. With Arizona's offense sputtering, the Wildcats needed their defense to take control, and it did. The Wildcats neutralized Central Michigan senior quarterback Dan LeFevour. He ran for a touchdown but finished with 108 passing yards, his third-fewest in 40 career games. Zendejas' missed 43-yarder in the third quarter cost him the outright school record for most field goals in a game, although his five tries also matched the UA's mark. The four made FGs matched previous efforts by four different Wildcats six times including three 4-FG games by his uncle, former UA star Max Zendejas, in 1983-85. The Cats ran for 246 yards to help the team post a 448-yard output in total offense. That also helped UA dominate in time of possession with a margin of 15-plus minutes. UA senior linebacker Vuna Tuiahalamaka led UA with 10 tackles and an interception in his first career start after playing 2008 as a backup following a solid junior college career. Arizona helped Mike Stoops post his sixth consecutive victory in home openers as the UA head coach.

	1	2	3	4	F
CMU	0	0	0	6	6
ARIZ	6	7	3	3	19

1st - 7:17 UA - Zendejas 36 FG, 7-28, 2:59

1st - 0:00 UA - Zendejas 37 FG, 4-7, :58

2nd - 8:20 UA - Grigsby 3 run, Zendejas kick, 9-63, 1:37

3rd - 0:38 UA - Zendejas 37 FG, 12-79, 5:20

4th - 12:21 CM - LeFevour 5 run, run failed, 9-73, 3:11

4th - 8:45 UA - Zendejas 35 FG, 6-40, 3:27

	CMU	ARIZ
First Downs	11	24
Rushes-Yards(net)	20-74	46-246
Passing Yards (net)	108	202
Passes Att-Comp-Int	18-31-1	19-30-1
Total Offense Plays-Yards	51-182	76-448
Fumble Returns-Yards	0-0	0-0
Punt Returns-Yards	1-11	0-0
Kickoff Returns-Yards	6-107	2-64
Interception Returns-Yards	1-0	1-0
Punts (Number-Avg)	8-38.2	3-41.0
Fumbles-Lost	1-1	1-1
Penalties-Yards	3-14	5-45
Possession Time	22:08	37:45
Third-Down Conversions	2-12	6-16
Fourth-Down Conversions	0-0	0-0
Red-Zone Scores-Chances	1-1	3-4
Sacks By: Number-Yards	1-6	2-12

RUSHING: Central Mich-Brown, Antonio 3-31; LeFevour, Dan 9-18; Schroeder, B. 5-15; Phillips, Tim 2-8; Cotton, Paris 1-2.

ARIZONA-Grigsby, N. 23-118; Scott, M. 9-83; Antolin, K. 10-37; Nwoko, G. 2-6; Wright, W. 1-3; Team 1-minus 1.

PASSING: Central Mich-LeFevour 18-31-1-108. Arizona-Scott 19-30-1-202.

RECEIVING: Central Mich-Poblah, Kito 6-47; Brown, Antonio 5-23; Schroeder, B. 3-3; Anderson, Bryan 2-15; Cotton, Paris 1-16; Kennedy, Ronnie 1-4. Arizona-Turner, T. 6-55; Criner, J. 4-54; Simmons, A.J. 2-28; Douglas, D. 2-22; Dean, D. 2-12; Gronkowski, C. 1-16; Wright, W. 1-9; Roberts, D. 1-6.

INTERCEPTIONS: Central Mich-Gordy, Josh 1-0. Arizona-Tuiahalamaka, V. 1-0.

SACKS: Central Mich-Williams, John 1-6. Arizona-Elmore 1-4; Horton 1-8

Game 2: Arizona 34, Northern Arizona 17

Sept. 12, 2009 - Arizona Stadium, Tucson - Attend: 50,623
 Kickoff: 7:07 p.m. - Time of Game: 2:50 - Weather: Mid 80's, Partly Cloudy

TUCSON, Ariz. (AP) - Nic Grigsby ran for a career-high 207 yards and ripped off the second-longest run in school history, and Arizona turned in a 34-17 victory over FCS-division Northern Arizona on Saturday night. Grigsby raced 94 yards to the Lumberjacks' 1-yard line early in the third quarter. That was two yards shy of a school-record 96-yard run by Trung Canidate in 1997. Grigsby opened the scoring with a 25-yard touchdown run five minutes into the game and went 30 yards for another score six minutes later. Spanning two seasons, the Wildcats (2-0) won four straight games for the first time since 2000. Down 14-3 early in the second quarter, the Lumberjacks marched 79 yards in 14 plays, scoring on a 4-yard pass from Michael Herrick to Ed Berry to cut the deficit to 14-10. That's how it stood until Arizona's Matt Scott hit Terrell Turner for a 2-yard score with 30 seconds to go in the half. Scott completed 14 of 20 passes for 150 yards and a touchdown, and he threw his second interception in as many games. Cornerback Trevin Wade had two interceptions for the Wildcats. The first came near Arizona's goal line with the Wildcats leading 21-10 early in the third quarter. On the next play, Grigsby went 94 yards to the NAU 1-yard line, setting up a touchdown plunge by Keola Antolin. Wade picked off another pass later in the third quarter. Backup quarterback Nick Foles, a sophomore transfer from Michigan State, made his first appearance with Arizona leading 27-10 midway through the third quarter, and completed 6 of 8 passes for 44 yards and a touchdown. He also lost a fumble.

	1	2	3	4	F
NAU	3	7	0	7	17
ARIZ	14	7	6	7	34

1st - 11:19 A - Grigsby 25 run, Zendejas kick, 8-80, 3:41

1st - 9:50 N - Myers 43 FG, 4-9, 1:58

1st - 5:39 A - Grigsby 30 run, Zendejas kick, 7-68, 3:24

2nd - 14:16 N - Berry 4 pass by Herrick, Myers kick, 14-79, 6:17

2nd - 0:30 A - Turner 2 pass from Scott, Zendejas kick, 17-99, 7:40

3rd - 10:07 A - Antolin 1 run, kick failed

4th - 14:10 A - Criner 5 pass from Foles, Zendejas kick, 11-57, 5:24

4th - 8:07 N - Berry 19 pass from Herrick, Myers kick, 1-19, :09

	NAU	ARIZ
First Downs	13	27
Rushes-Yards(net)	19-67	47-365
Passing Yards (net)	159	194
Passes Att-Comp-Int	20-30-2	20-28-1
Total Offense Plays-Yards	49-226	75-559
Fumble Returns-Yards	0-0	0-0
Punt Returns-Yards	0-0	0-0
Kickoff Returns-Yards	3-88	3-84
Interception Returns-Yards	1-16	2-2
Punts (Number-Avg)	4-169	0-0
Fumbles-Lost	1-0	1-1
Penalties-Yards	1-5	5-35
Possession Time	24:08	35:52
Third-Down Conversions	4-9	8-13
Fourth-Down Conversions	0-0	3-4
Red-Zone Scores-Chances	2-2	3-5
Sacks By: Number-Yards	0-0	1-7

RUSHING: NAU-Alex Henderson 14-56; Giovannie Dixon 2-13; Austin Shanks 1-6; Michael Herrick 1-minus 7. Arizona-Grigsby, N. 15-207; Antolin, K. 9-60; Scott, M. 7-48; Nwoko, G. 9-32; Booth, N. 3-17; Turner, T. 2-6; Foles, N. 1-minus 2; Dean, D. 1-minus 3.

PASSING: NAU-Michael Herrick 20-30-2-159. Arizona-Scott, M. 14-20-1-150; Foles, N. 6-8-0-44.

RECEIVING: NAU-Ed Berry 7-71; D.Curry-Chapman 4-34; Conrad Meadows 4-18; Alex Henderson 2-16; Mike Czyn 1-12; Austin Shanks 1-7; Curt Sweeney 1-1. Arizona-Turner, T. 5-46; Douglas, D. 5-43; Dean, D. 2-26; Simmons, A.J. 2-21; Roberts, D. 2-17; Wright, W. 1-21; Grigsby, N. 1-12; Criner, J. 1-5; Gronkowski, C. 1-3.

INTERCEPTIONS

NAU-Matt Steinbach 1-16. Arizona-Wade, T. 2-2.

SACKS: Arizona-Hall, C. 1-7

2010 Arizona Football

Game 3: Iowa 27, Arizona 17

Sept. 19, 2009 - Kinnick Stadium, Iowa City - Attend: 70,585
 Kickoff: 2:36 p.m. - Time of Game: 3:06 - Weather: Mid 70s, Partly Cloudy

IOWA CITY, Iowa (AP) -The motto for Iowa's defense this season is "Six Seconds of Hell." It must have felt like 60 minutes to Arizona. Freshman running back Adam Robinson rushed for a career-high 101 yards and two touchdowns and Iowa held Arizona to just eight first downs in a 27-17 victory Saturday, spoiling coach Mike Stoops's return to Kinnick Stadium. Ricky Stanzi added 205 yards passing for the Hawkeyes (3-0), but defense limited the Wildcats to 253 yards of offense - including just 94 in the second half - and 2 of 12 on third-down conversions. Iowa's defense helped compensate for an occasionally lackluster offense, which held the ball for nearly 38 minutes but didn't put the game away until the fourth quarter. Iowa's Daniel Murray hit a 20-yard field goal to put Iowa ahead 17-10 late in the third, and his 40-yarder following Tyler Sash's interception made it 20-10 early in the fourth. The Hawkeyes then went on an 8 1/2-minute drive that took up much of the quarter, and Brandon Wegher's 2-yard TD plunge put Iowa ahead 27-10 with 4:40 left. Nic Grigsby had 75 yards rushing to lead Arizona (2-1), which lost its seventh straight to a Big Ten opponent. The defeat was especially bitter for Stoops, who played for the Hawkeyes in the early '80s. The Wildcats entered play with the nation's fifth-best rushing offense at 305.5 yards per game, but couldn't get the run or the pass going against an Iowa defense that took control of the game in the second half. Arizona pulled Scott, who was 4 of 14 for 50 yards, in favor of Nick Foles early in the fourth quarter. Foles finished 6 of 11 and threw a 10-yard TD pass to Juron Criner with 1:53 left, the first touchdown allowed by Iowa on defense since the season opener.

	1	2	3	4	F
ARIZ	7	3	0	7	17
IOWA	7	7	3	10	27

1st - 10:49 Iowa - Robinson 2 run, Murray kick, 10-75, 4:11
 1st - 6:57 Ariz - Wade 38 INT ret, Zendejas kick
 2nd - 9:55 Ariz - Zendejas 20 FG, 7-60, 2:17
 2nd - 6:28 Iowa - Robinson 1 run, Murray kick, 6-70, 3:27
 3rd - 1:47 Iowa - Murray 20 FG, 7-44, 3:19
 4th - 14:52 Iowa - Mrry 40 FG, 4-6, 0:52
 4th - 4:40 Iowa - Wegher 2 run, Murray kick, 14-74, 8:30
 4th - 1:53 Ariz - Criner 10 pass from Foles, Zendejas kick, 9-63, 2:47

	ARIZ	IOWA
First Downs	8	19
Rushes-Yards(net)	25-148	42-133
Passing Yards (net)	105	205
Passes Att-Comp-Int	10-26-1	20-32-1
Total Offense Plays-Yards	51-253	74-338
Fumble Returns-Yards	0-0	0-0
Punt Returns-Yards	1-4	2-24
Kickoff Returns-Yards	6-146	3-46
Interception Returns-Yards	1-38-1	1-41-0
Punts (Number-Yds)	6-229	5-255
Fumbles-Lost	1-0	0-0
Penalties-Yards	4-41	5-35
Possession Time	22:04	37:56
Third-Down Conversions	2-12	10-19
Fourth-Down Conversions	2-3	0-1
Red-Zone Scores-Chances	2-2	4-4
Sacks By: Number-Yards	3-32	2-16

RUSHING: UA-Grigsby, N. 11-75; Scott, M. 7-39; Antolin, K. 1-34; Dean, D. 2-8; Crier, K. 1-0; Foles, N. 1-minus 8. UI-Robinson, A. 18-101; Wegher, B. 17-46; Chaney, Jr., P. 3-16; Stanzi, R. 4-minus 30.
 PASSING: UA-Scott, M. 4-14-1-50; Foles, N. 6-11-0-55; Douglas, D. 0-1-0-0. UI-Stanzi, R. 20-32-1-205.
 RECEIVING: UA-Grigsby, N. 3-14; Roberts, D. 2-44; Douglas, D. 2-18; Turner, T. 1-16; Criner, J. 1-10; Wright, W. 1-3. UI-Sandeman, C. 5-47; Stross, T. 4-37; Reisner, A. 3-40; Chaney, Jr., P. 3-22; McNutt, M. 2-50; Wegher, B. 2-7; Robinson, A. 1-2.
 INTERCEPTIONS: UA-Wade, T. 1-38. UI-Sash, T. 1-41.
 SACKS: UA-Elmore, R. 1-1; Mitchell, E. 0-1; Hall, C. 1-0. UI-Clayborn, A. 1-0; Klug, Karl 1-0.

Game 4: Arizona 37, Oregon State 32

Sept. 26, 2009 - Reser Stadium, Corvallis - Attend: 42,119
 Kickoff: 4:37 p.m. - Time of Game: 3:36 - Weather: Upper 70s, Clear

CORVALLIS, Ore. (AP) Nick Foles passed for 254 yards and three touchdowns in his first start and the Arizona Wildcats shrugged off the loss of leading rusher Nic Grigsby to beat Oregon State 37-32 Saturday in the Pac-10 opener for both teams. Foles was patient and precise in directing drives which carved up OSU's inexperienced secondary. James Rodgers had eight catches for 119 yards for the Beavers. Jacquizz Rodgers ran for 85 yards and two touchdowns and also caught 13 passes for 70 yards. Sean Canfield was 31-of-47 for 303 yards, two touchdowns and two interceptions. He was sacked five times. The Beavers (2-2) fell behind 28-17 in the third quarter and had three chances for a winning drive, the last halted when Canfield was picked off by Devin Ross. Arizona (3-1) went three-and-out, but punter Keeyan Crier pinned Oregon State to its 2, and the Beaver offensive line wilted. On the first play, Canfield was dumped in the end zone for a safety. The Beavers recovered the on-side kick, but Canfield was sacked twice more to end the game. Foles completed 25 of 34 passes and ran an efficient and effective offense even though Grigsby was lost to a shoulder injury after just one carry and backup tailback Keolo Antolin was slowed by a leg injury. In their absence, redshirt freshman Greg Nwoko had 76 receiving and 44 yards rushing. The Wildcats took the lead in the third after Trevin Wade's interception set up a Foles' 1-yard TD run. Foles also connected with Nwoko for a 52-yard reception and found Juron Crier for a 3-yard touchdown pass four plays later.

	1	2	3	4	F
ARIZ	7	7	14	9	37
OSU	7	10	0	15	32

1st - 6:25 Ariz - Dean 2 pass from Foles, Zendejas kick, 15-71, 7:07
 1st - :02 OSU - Adeniji 11 pass from Canfield, Kahut kick, 14-83, 6:15
 2nd - 8:25 OSU - Jq. Rodgers 1 run, Kahut kick, 11-71, 4:57
 2nd - 3:39 Ariz - Nwoko 19 run, Zendejas kick, 9-74, 4:39
 2nd - :00 - Kahut 22 FG, 7-41, 0:57
 3rd - 6:21 Ariz - Foles, 1 run, Zendejas kick, 7-47, 3:28
 3rd - 1:48 Ariz - Criner 3 pass from Foles, Zendejas kick, 4-80, 1:36
 4th - 13:44 OSU - Jq. Rodgers 2 run, Kahut, Ja. Rodgers run, 9-65, 2:58
 4th - 8:08 Ariz - Turner 13 pass from Foles, Zendejas kick, 5-45, 2:04
 4th - 4:09 OSU - Nichols 13 pass from Canfield, Kahut kick, 12-62, 3:50
 4th - :25 Ariz - Team safety (Canfield sacked by Mitchell/D.Reed)

	ARIZ	OSU
First Downs	25	28
Rushes-Yards(net)	33-134	30-104
Passing Yards (net)	254	303
Passes Att-Comp-Int	25-34-0	31-49-2
Total Offense Plays-Yards	67-388	79-407
Fumble Returns-Yards	0-0	0-0
Punt Returns-Yards	0-0	1-(-1)
Kickoff Returns-Yards	2-44	5-116
Interception Returns-Yards	2-12	0-0
Punts (Number-Yds)	5-225	4-137
Fumbles-Lost	1-0	0-0
Penalties-Yards	6-48	6-42
Possession Time	31:19	28:41
Third-Down Conversions	5-11	7-15
Fourth-Down Conversions	0-1	2-2
Red-Zone Scores-Chances	5-5	5-5
Sacks By: Number-Yards	5-25	0-0

RUSHING: ARIZ-Antolin, K. 12-46; Nwoko, G. 9-44; Dean, D. 3-18; Booth, N. 1-12; Grigsby, N. 1-7; Douglas, D. 1-6; Foles, N. 2-2; Gronkowski, C. 2-1; Turner, T. 1-0. OSU-Rodgers, Jacq. 16-85; Wheaton, M. 3-15; Rodgers, James 2-15; Canfield, S. 9-minus 11.
 PASSING: ARIZ-Foles, N. 25-34-0-254. OSU-Canfield, S. 31-47-2-303; Moevaio, L. 0-1-0-0; TEAM 0-1-0-0.
 RECEIVING: ARIZ-Nwoko, G. 5-85; Roberts, D. 5-52; Criner, J. 3-33; Dean, D. 3-32; Douglas, D. 3-30; Turner, T. 3-16; Simmons, A.J. 1-11; Gronkowski, C. 1-minus 2; Antolin, K. 1-minus 3. OSU-Rodgers, Jacq. 13-70; Rodgers, James 8-119; Adeniji, D. 6-70; Halahuni, J. 1-20; Nichols, A. 1-13; Catchings, D. 1-6; Bishop, J. 1-5.
 INTERCEPTIONS: ARIZ-Ross, D. 1-12; Wade, T. 1-0. OSU-None.
 SACKS: ARIZ-Mitchell, E. 1-2; Elmore, R. 2-0; Reed, D. 0-1; Mikaele, L. 0-1. OSU-None.

2010 Arizona Football

Game 5: Washington 36, Arizona 33

Oct. 10, 2009 - Husky Stadium, Seattle - Attend: 61,621
 Kickoff: 7:25 p.m. - Time of Game: 3:14 - Weather: Light wind, clear
 SEATTLE (AP) -Washington's Mason Foster intercepted a deflected pass off the foot of Arizona's Delashaun Dean and returned the carom 37 yards for a touchdown with 2:37 left, and the Huskies rallied with two touchdowns in the final three minutes to stun the Wildcats 36-33. Jake Locker had just pulled Washington (3-3, 2-1 Pac-10) within 33-28 on a 25-yard touchdown strike to Kavario Middleton with 2:55 left. On Arizona's first play of the next possession, quarterback Nick Foles tried to throw a quick screen that had worked all night, but the throw was low and deflected off Dean's left foot to Foster who ran untouched for the shocking TD. Locker then hit Jermaine Kearse on the two-point conversion to give the Huskies a three-point lead. With just 2:29 left and only one timeout, Foles and the Wildcats (3-2, 1-1) got to the UW 38, but the Huskies came up with a sack by Daniel Te'o-Nesheim for a 5-yard loss, pressure to make Foles rush his next attempt, and his fourth-down pass was intercepted by Desmond Trufant. Foles and the Wildcats scored the first 17 points of the second half and built a 33-21 lead. Picking apart the Huskies depleted secondary with smart, quick screens, Foles threw for 384 yards and one touchdown, and ran for another in the third quarter as the Wildcats appeared in control thanks to special teams meltdowns by Washington. UA's David Roberts caught 12 passes for 138 yards and a touchdown.

	1	2	3	4	F
ARIZ	7	3	17	6	33
WASH	7	7	7	15	36

1st - 6:51 A - Nwoko 12 run, Zendejas kick, 8-67, 3:36
 1st - 4:55 W - Locker 56 run, Folk kick, 5-76, 1:50
 2nd - 14:55 A - Zendejas 18 FG, 9-68, 4:51
 2nd - 6:30 W - Aguilar 5 pass from Locker, Folk kick, 8-75, 3:08
 3rd - 11:49 A - Robert 9 pass from Foles, Zendejas kick, 7-47, 3:04
 3rd - 9:31 A - Zendejas 23 FG, 4-4, 1:05
 3rd - 2:55 A - Foles 1 run, Zendejas kick, 8-36, 4:37
 3rd - 2:04 W - Aguilar 29 pass from Locker, Folk kick, 2-39, 0:45
 4th - 13:20 A - Zendejas 29 FG, 10-62, 3:37
 4th - 4:22 A - Zendejas 24 FG, 12-73, 6:38
 4th - 2:55 W - Middleton 25 pass from Locker, Folk kick, 6-59, 1:21
 4th - 2:37 W - Foster 37 INT ret, Locker-Kearse pass

	ARIZ	WASH
First Downs	26	14
Rushes-Yards(net)	30-77	24-116
Passing Yards (net)	384	140
Passes Att-Comp-Int	39-53-2	12-23-1
Total Offense Plays-Yards	83-461	47-256
Fumble Returns-Yards	0-0	0-0
Punt Returns-Yards	2-(-5)	0-0
Kickoff Returns-Yards	6-140	8-111
Interception Returns-Yards	1-14	2-69,TD
Punts (Number-Avg)	1-44.0	4-37.2
Fumbles-Lost	2-0	0-0
Penalties-Yards	8-81	4-44
Possession Time	39:19	20:41
Third-Down Conversions	8-16	5-11
Fourth-Down Conversions	0-2	0-1
Red-Zone Scores-Chances	7-8	1-1
Sacks By: Number-Yards	2-5	1-9

RUSHING: UA-Nwoko, G. 16-54; Grigsby, N. 5-13; Cobb, T. 2-6; Booth, N. 1-4; Foles, N. 6-0. UW-Locker, J. 11-92; Polk, C. 9-34; Bronson, D. 2-4; TEAM 1-minus 2; Mahan, W. 1-minus 12.
 PASSING: UA-Foles, N. 39-53-2-384. UW-Locker, J. 12-23-1-140.
 RECEIVING: UA-Roberts, D. 12-138; Douglas, D. 6-62; Dean, D. 6-51; Turner, T. 6-43; Nwoko, G.; 4-21; Criner, J. 2-47; Simmons, A.J. 1-23; Grigsby, N. 1-1; Antolin, K. 1-minus 2. UW-Aguilar, D. 3-43; Middleton, K. 3-40; Polk, J. 2-11; Kearse, J. 1-22; Johnson, J. 1-10; Polk, C. 1-8; Izbicki, C. 1-6.
 INTERCEPTIONS: UA-Golden, R. 1-14. UW-Foster, M. 1-37; Trufant, D. 1-32.
 SACKS: UA-Lewis, S. 1-0; Nelson, C. 1-0. UW-Te'o-Nesheim, D 1-0.

Game 6: Arizona 43, Stanford 38

Oct. 17, 2009 - Arizona Stadium, Tucson - Attend: 53,479
 Kickoff: 4:30 p.m. - Time of Game: 3:30 - Weather: Mid 90s, Clear
 TUCSON, Ariz. (AP) -Nic Grigsby raced 57 yards for a touchdown with 2:57 to go, and Arizona rallied from a 15-point deficit to defeat Stanford 43-38. The Wildcats ended a wild night in the desert by repelling the Cardinal on fourth-and-10 at Arizona's 17, with cornerback Trevin Wade batting down a pass intended for Chris Owusu in the end zone. Nick Foles threw for 415 yards and three touchdowns as the Wildcats (4-2, 2-1 Pac-10) overcame a big night by the Stanford offense. Cardinal tailback Toby Gerhart ran for 123 yards and two touchdowns, and Andrew Luck threw for 423 yards and three scores. He also had an interception. The Cardinal (4-3, 3-2) had their four-game winning streak in Tucson snapped. The game turned when Stanford, leading 38-36, went for it on fourth-and-1 at Arizona's 8 with 5:27 to go. The natural call would have been a handoff to the hard-charging Gerhart, but he limped off before the play. Luck found Owusu in the flat, but Owusu dropped the ball. Given new life, the Wildcats rallied on Grigsby's dramatic run on third-and-17 from the Arizona 43-yard line. Luck kept a final drive alive by scrambling for a first down on fourth down, then hit Doug Baldwin for 36 yards to the Wildcats' 17 with 50 seconds remaining. But Luck missed on his last three passes, including one that glanced off Ryan Whalen's fingertips in the end zone. The two teams combined for more than 1,100 yards of offense in a game that evoked memories of old-style, run-and-gun Pac-10 football. UA jumped ahead 7-0 when Robert Golden picked off a Luck pass and raced 79 yards for a TD.

	1	2	3	4	F
STAN	14	14	10	0	38
ARIZ	13	7	9	14	43

1st - 12:31 A - Golden 79 INT ret, Zendejas kick
 1st - 10:26 S - Dray 30 pass from Luck, Whitaker kick, 4-44, 1:38
 1st - 4:40 A - Douglas 43 pass from Foles, kick failed, 3-47, 0:48
 1st - 0:48 S - Gerhart 2 run, Whitaker kick, 8-82, 3:45
 2nd 9:16 S - Whalen 11 pass from Luck, Whitaker kick, 10-68, 4:48
 2nd - 3:04 S - Owusu 19 pass from Luck, Whitaker kick, 6-80, 2:55
 2nd - 0:18 A - Turner 11 pass from Foles, Zendejas kick, 12-89, 2:36
 3rd - 12:43 A - Zendejas 24 FG, 9-64, 2:11
 3rd - 9:55 S - Whitake 33 FG, 5-47, 2:42
 3rd - 6:27 A - Douglas 1 pass from Foles, pass failed, 10-80, 3:28
 3rd - 3:23 S - Gerhart 2 run, Whitaker kick, 6-86, 2:59
 4th - 10:06 A - Nwoko 43 run, Zendejas kick, 6-80, 2:36
 4th - 2:57 A - Grigsby 57 run, Zendejas kick, 5-92, 2:30

	STAN	ARIZ
First Downs	26	23
Rushes-Yards(net)	40-150	14-138
Passing Yards (net)	434	415
Passes Att-Comp-Int	22-36-1	40-52-0
Total Offense Plays-Yards	76-584	66-553
Fumble Returns-Yards	0-0	0-0
Punt Returns-Yards	2-10	0-0
Kickoff Returns-Yards	8-241	4-102
Interception Returns-Yards	0-0	1-79, TD
Punts (Number-Avg)	1-40	3-41.3
Fumbles-Lost	1-1	2-2
Penalties-Yards	6-55	9-56
Possession Time	36:10	23:50
Third-Down Conversions	6-14	5-10
Fourth-Down Conversions	1-3	1-1
Red-Zone Scores-Chances	5-8	3-3
Sacks By: Number-Yards	0-0	1-6

RUSHING: SU-Gerhart, T 28-123; Luck, A 6-20; Owusu, C 1-7; Taylor, S 2-3; Gaffney, T 1-0. UA-Grigsby, N. 7-89; Nwoko, G. 3-45; Foles, N. 1-5; Antolin, K. 1-1.
 PASSING: SU-Luck, A 21-35-1-423; Whalen, G 1-1-0-11. UA-Foles, N. 40-51-0-415; Scott, M. 0-1-0-0.
 RECEIVING: SU-Owusu, C 5-116; Whalen, R 5-91; Reuland, K 2-58; Dray, J 2-42; Whalen, G 2-12; Baldwin, D 1-36; Taylor, S 1-23; Gaffney, T 1-22; Gerhart, T 1-18; Luck, A 1-11; Fleener, C 1-5. UA-Criner, J. 12-152; Turner, T. 9-101; Douglas, D. 7-92; Roberts, D. 5-31; Antolin, K. 5-27; Grigsby, N. 2-12.
 INTERCEPTIONS: SU-None. UA-Golden, R. 1-79 (TD).
 SACKS: SU-None. UA-Elmore, R. 1-0.

2010 Arizona Football

Game 7: Arizona 27, UCLA 13

Oct. 24, 2009 - Arizona Stadium, Tucson - Attend: 51,440
 Kickoff: 3:30 p.m. - Time of Game: 3:16 - Weather: Mid 80s, Clear

TUCSON, Ariz. (AP) -Nick Foles threw two touchdown passes to Juron Criner, and Arizona overcame five turnovers to defeat UCLA 27-13 on Saturday and keep pace in the Pac-10 race. Nic Grigsby and Nick Booth each ran for a touchdown for the Wildcats (5-2, 3-1 Pac-10), who remained tied for second place. Foles had a hand in all of five of Arizona's turnovers. The Pac-10's leading passer threw three interceptions, had a fumble returned for a touchdown and botched a handoff that led to a fumble. UCLA's defense did everything it could to keep the Bruins (3-4, 0-4) afloat. All 13 UCLA points resulted from turnovers. UCLA free safety Rahim Moore, the national interception co-leader, picked off his sixth and seventh passes of the season, and strong safety Tony Dye returned a fumble 28 yards for a score. Bruins coach Rick Neuheisel tried three quarterbacks - starter Kevin Prince, Kevin Craft and Richard Brehaut.

	1	2	3	4	F
UCLA	0	3	10	0	13
ARIZ	13	0	14	0	27

1st - 4:39 A - Criner 41 pass from Foles, Zendejas kick, 3-54, 1:22
 1st - 3:19 A - Grigsby 6 run, Zendejas kick, 3-23, 1:07
 2nd - 7:51 UC - Forbath 53 FG, 8-27, 5:12
 3rd - 13:39 UC - Forbath 33 FG, 4-2, 1:06
 3rd - 8:34 A - Criner 25 pass from Foles, 6-51, 1:23
 3rd - 5:20 UC - Dye 28 Fum ret, Forbath kick
 3rd - 0:34 A - Booth 6 run, Zendejas kick, 10-63, 4:38

	UCLA	ARIZ
First Downs	10	27
Rushes-Yards (net)	23-63	46-209
Passing Yards (net)	146	247
Passes Att-Comp-Int	15-35-0	22-35-3
Total Offense Plays-Yards	58-211	81-456
Fumble Returns-Yards	1-28 (TD)	0-0-0
Punt Returns-Yards	4-111	3-58
Interception Returns-Yards	3-40	0-0
Punts (Number-Avg)	6-48.2	3-43.0
Fumbles-Lost	2-2	2-2
Penalties-Yards	6-40	2-11
Possession Time	35:38	24:22
Third-Down Conversions	2-15	9-16
Fourth-Down Conversions	1-3	1-1
Red-Zone Scores-Chances	1-1	2-4
Sacks By: Number-Yards	0-0	4-24

RUSHING: UCLA-Franklin, J. 9-36; Ramirez, C. 6-31; Craft, K. 1-8; Thigpen, D. 1-4; Brehaut, R. 1-minus 5; Prince, K. 5-minus 9. UA-Antolin, K. 16-77; Dean, D. 3-45; Criner, J. 3-39; Grigsby, N. 9-26; Turner, T. 2-14; Booth, N. 5-14; Nwoko, G. 4-9; Team 1-minus 1; Wright, W. 1-minus 3; Foles, N. 2-minus 11.

PASSING: UCLA-Craft, K. 6-17-0-75; Prince, K. 7-15-0-60; Brehaut, R. 2-3-0-11. UA-Foles, N. 22-34-3-247; Scott, M. 0-1-0-0.

RECEIVING: UCLA-Paulsen, L. 3-23; Embree, T. 3-20; Rosario, N. 2-27; Moya, R. 2-24; Franklin, J. 2-17; Ramirez, C. 1-16; Austin, T. 1-12; Presley, M. 1-7. UA-Turner, T. 5-55; Criner, J. 4-85; Dean, D. 4-27; Wright, W. 3-31; Roberts, D. 2-12; Grigsby, N. 1-13; Douglas, D. 1-11; Nwoko, G. 1-8; Antolin, K. 1-5.

INTERCEPTIONS: UCLA-Moore, R. 2-40; Siewierski, J. 1-0. UA-None.
 SACKS: UCLA-None. Arizona-Nelson, C. 2-0; Mitchell, E. 1-0; Lewis, S. 1-0.

Game 8: Arizona 48, Washington State 7

Nov. 7, 2009 - Arizona Stadium, Tucson - Attend: 50,242
 Kickoff: 1:30 p.m. - Time of Game: 2:55 - Weather: Mid 80s, Scattered clouds

TUCSON, Ariz. (AP) - Travis Cobb returned the opening kickoff 95 yards for a touchdown to set the tone for No. 21 Arizona and the Wildcats went on to rout Washington State 48-7. The Wildcats scored the first seven times they had the ball. Arizona led 34-0 at the half, then William "Bug" Wright returned a punt 86 yards for a score the first time the Wildcats touched it in the third quarter. Arizona (6-2, 4-1 Pac-10) stayed in the thick of the Pac-10 race. Washington State (1-8, 0-6) lost its starting quarterback, freshman Jeff Tuel, when he sprained his right knee in the second quarter. Marshall Lobbestael replaced Tuel and finished 7 of 11 for 103 yards and a touchdown. The Cougars avoided a shutout when Jared Karstetter made a one-handed grab of Lobbestael's pass on a 64-yard touchdown play with 6:23 to play. Nick Foles threw for 151 yards and a touchdown in limited playing time for Arizona. Matt Scott, the Wildcats' starting quarterback the first three games of the season, rushed for 83 yards in nine attempts and threw for another 26 yards. Arizona rolled up 471 yards, 294 on the ground. Washington State managed 185 yards - 64 on one play and just 59 rushing. The Wildcats, in the national rankings for the first time since 2000, were up 14-0 with the game barely three minutes old. After Cobb's return, UA held the Cougs for a three-and-out and Foles quickly drove Arizona to another score, lofting a 28-yard pass to Terrell Turner to make it 14-0 11:43 left in the first quarter.

	1	2	3	4	F
WSU	0	0	0	7	7
ARIZ	24	10	7	7	48

1st - 14:47 A - Cobb 95 kickoff ret, Zendejas kick
 1st - 11:43 A - Turner 28 pass from Foles, Zendejas kick, 3-44, 1:05
 1st - 7:21 A - Antolin 1 run, Zendejas kick, 7-65, 2:58
 1st - 0:24 A - Zendejas 21 FG, 12-75, 5:55
 2nd - 13:28 A - Booth 1 run, Zendejas kick, 3-14, 1:22
 2nd - 1:23 A - Zendejas 27 FG, 14-69, 7:07
 3rd - 13:27 A - Wright 86 punt ret, Zendejas kick
 4th - 7:06 A - Tutogi 1 run, Bonano kick, 15-97, 8:07
 4th - 6:23 W - Karstetter 64 pass from Lobbestael, Rooney kick, 2-71, 0:37

	WSU	ARIZ
First Downs	8	27
Rushes-Yards (net)	21-59	54-294
Passing Yards (net)	126	177
Passes Att-Comp-Int	12-21-0	15-24-0
Total Offense Plays-Yards	42-185	78-471
Fumble Returns-Yards	0-0	0-0
Punt Returns-Yards	0-0	3-115, TD
Kickoff Returns-Yards	3-58	2-131, TD
Interception Returns-Yards	0-0	0-0
Punts (Number-Avg)	8-44.6	0-0
Fumbles-Lost	2-2	0-0
Penalties-Yards	8-79	5-54
Possession Time	18:41	41:19
Third-Down Conversions	1-10	9-14
Fourth-Down Conversions	0-0	1-3
Red-Zone Scores-Chances	0-1	5-6
Sacks By: Number-Yards	0-0	5-26

RUSHING: WSU - Tardy 4-44; Winston 9-31; Mitz 1-0; Lobbestael 1-minus 8; Tuel 6-minus 8. UA - Scott 10-91; Booth 18-84; Antolin, 12-61; Tutogi 11-50; Foles 1-6; Beirme 1-3

PASSING: WSU - Lobbestael 7-11-0-103; Tuel 5-10-0-23. UA - Foles 12-19-0-136; Scott 3-5-0-41.

RECEIVING: WSU - Simone, G. 4-16; Karstetter, J. 1-64; Byers, J. 1-11; Tardy, D. 1-9; Solomon, J. 1-7; Winston, C. 1-7; Blackledge, D. 1-6; Mitz, L. 1-4; Forzani, J. 1-2. UA - Dean, D. 4-53; Turner, T. 3-48; Miller, T. 2-26; Booth, N. 2-16; Cobb, T. 1-15; Antolin, K. 1-7; Wright, W. 1-6; Douglas, D. 1-6.

WSU - Tuel, J. 2-2. UA - None.

SACKS: WSU - None. UA - Elmore, R. 2-0; Reed, B. 1-0; Reed, D. 1-0; Kelley, X. 1-0.

2010 Arizona Football

Game 9: California 24, Arizona 16

Nov. 14, 2009 - Memorial Stadium, Berkeley - Attend: 53,347
 Kickoff: 4:03 p.m. - Time of Game: 3:08 - Weather: 60 degrees, clear
BERKELEY, Calif. -- It took a career day by a backup running back, a fluke tackle by a kicker and an odd penalty that thwarted a potential go-ahead drive for California to pull out a victory. Shane Vereen scored on a 61-yard run immediately after an illegal forward pass knocked Arizona out of position for a potential game-winning field goal, and the Golden Bears went on to a 24-16 victory over the 18th-ranked Wildcats on Saturday. Giorgio Tavecchio kicked four field goals, giving Cal (7-3, 4-3) an 18-16 lead with a 22-yarder with 4:46 remaining. Travis Cobb took the ensuing kickoff and looked like he was going to take it back a long way before Tavecchio somehow managed to trip him up at the 38. Cal needed another quirky play soon after. Arizona drove the ball down to the Cal 25 and was in position to kick a go-ahead field goal with less than 2 minutes left. Then on third-and-3, Nick Foles' pass was batted by defensive lineman Tyson Alualu. The ball went right back to Foles, who caught it at the 34 and tried to throw again. Instead of fourth down at the 25, Arizona was backed all the way up to the 39 with the 5-yard penalty from the spot of the foul and the loss of down. With no chance at a field goal, Foles threw an incomplete pass on fourth down, giving Cal the ball. Foles, who completed 25 of 41 passes for 201 yards, gave Arizona a 16-15 lead on an 8-yard touchdown pass to A.J. Simmons with 12:26 to go. Tedford stuck to the ground after watching Kevin Riley throw two interceptions earlier in the half. Cal ran on 10 of 12 plays to move the ball from its 23 to the 5, setting up Tavecchio's short field goal.

	1	2	3	4	F
ARIZ	0	10	0	6	16
CAL	3	6	6	9	24

1st - 9:12 C - Tavecchio 46 FG, 11-56, 5:48
 2nd - 14:17 C - Tavecchio 22 FG, 8-27, 3:48
 2nd - 3:27 A - Antolin 1 run, Zendejas kick, 10-93, 4:47
 2nd - 0:22 A - Zendejas 36 FG, 7-37, 1:30
 2nd - 0:00 C - Tavecchio 46 FG, 5-32, 0:22
 3rd - 8:21 C - Curran 27 pass from Riley, run failed, 1-27, 0:08
 4th - 12:26 A - Simmons 8 pass from Foles, Zendejas kick, 10-80, 4:20
 4th - 4:46 C - Tavecchio 22 FG, 13-72, 7:35
 4th - 1:21 C - Vereen 61 run, run failed, 1-61, 0:09

	ARIZ	CAL
First Downs	18	18
Rushes-Yards (net)	28-73	40-176
Passing Yards (net)	201	181
Passes Att-Comp-Int	25-41-1	13-22-2
Total Offense Plays-Yards	69-274	62-357
Fumble Returns-Yards	0-0	0-0
Punt Returns-Yards	1-1	1-46
Kickoff Returns-Yards	6-142	4-18
Interception Returns-Yards	2-0	1-14
Punts (Number-Avg)	6-36.0	4-42.8
Fumbles-Lost	1-1	1-0
Penalties-Yards	8-65	6-75
Possession Time	28:13	31:47
Third-Down Conversions	3-13	2-10
Fourth-Down Conversions	0-2	0-0
Red-Zone Scores-Chances	3-3	2-3
Sacks By: Number-Yards	3-11	3-18

RUSHING: UA - Antolin 19-78; Scott 3-15; Wright 1-0; Nwoko 1-minus 3; Foles 4-minus 17. Cal - Vereen 30-159; DeBoskie 1-12; Riley 8-7.
 PASSING: UA - Foles, N. 25-41-1-201. Cal - Riley, K. 13-22-2-181.
 RECEIVING: UA - Roberts, D. 4-52; Turner, T. 4-27; Dean, D. 3-32; Antolin, K. 3-14; Simmons, A.J. 2-34; Criner, J. 2-17; Douglas, D. 2-16; Wright, W. 2-9; Grigsby, N. 1-6; Gronkowski, C. 1-3; Foles, N. 1-minus 9. Cal - Jones, M. 5-65; Tucker, V. 3-58; Lagemann, A. 2-24; Curran, S. 1-27; Vereen, S. 1-10; Ross, J. 1-minus 3.
 INTERCEPTIONS: UA - Perkins, J. 1-0; Nelson, C. 1-0. Cal - Hill, J. 1-14.
 SACKS: UA - Kelley, X. 1-0; Mitchell, E. 1-0; Elmore, R. 1-0. Cal - Alualu, T. 0-2; Price, J. 0-1; Jordan, C. 0-1; Bishop, D. 1-0.

Game 10: Oregon 44, Arizona 41 (2 OT)

Nov. 21, 2009 - Arizona Stadium, Tucson - Attend: 57,863
 Kickoff: 6:12 p.m. - Time of Game: 3:47 - Weather: Mid 60s, Clear
TUCSON, Ariz. (AP)--Jeremiah Masoli tied it with a touchdown pass to Ed Dickson with six seconds left, then won it with a 1-yard run in the second overtime as No. 11 Oregon defeated Arizona 44-41 and took a big step toward the Pac-10 title. Masoli threw for three scores and ran for three more as the Ducks rallied from a 24-14 deficit early in the fourth quarter. Nick Foles threw four TD passes for Arizona (6-4, 4-3), which was eliminated from Rose Bowl contention. After Masoli hit Jeff Maehl for a 4-yard score on Oregon's first overtime possession, Foles hit Juron Criner with a 3-yard strike to tie it at 38-38. Alex Zendejas kicked a 41-yard field goal to give Arizona a 41-38 lead in the second overtime. But Oregon answered quickly. Masoli hit Dickson for 22 yards, and three plays later the quarterback bulled over from a yard out. Oregon had tied it at 24-24 midway through the final quarter on a 43-yard field goal by Morgan Flint - a line-drive kick that hit the crossbar and bounced through the uprights. Arizona took a 31-24 lead midway through the fourth quarter on a 71-yard screen pass from Foles to Criner, who outraced the defense to the end zone, fighting off two defenders over the final 10 yards. Arizona appeared ready to run the clock out on its next possession. But Oregon's Talmadge Jackson III picked off a pass in the end zone, giving the Ducks one last shot. ABC televised the game to a regional audience.

	1	2	3	4	OT	F
ORE	7	7	0	17	13	44
ARIZ	0	10	7	14	10	41

1st - 10:57 O - Masoli 14 run, Flint kick, 9-74, 4:03
 2nd - 10:10 O - Maehl 9 pass from Masoli, Flint kick, 8-72, 4:00
 2nd - 1:59 A - Criner 5 pass from Foles, Zendejas kick, 5-44, 2:19
 2nd - 0:00 A - Zendejas 47 FG, 7-37, 0:49
 3rd - 10:39 A - Booth 8 run, Zendejas kick, 5-31, 1:55
 4th - 13:57 A - Wright 5 pass from Foles, Zendejas kick, 10-71, 3:35
 4th - 10:57 O - Masoli 1 run, Flint kick, 10-79, 2:54
 4th - 8:02 O - Morgan 43 FG, 5-19, 1:54
 4th - 7:41 A - Criner 71 pass from Foles, Zendejas kick, 1-71, 0:14
 4th - 0:06 O - Dickson 8 pass from Masoli, Morgan kick, 15-80, 3:05
 OT1 - O - Maehl 4 pass from Masoli, Morgan kick
 OT1 - A - Criner 3 pass from Foles, Zendejas kick
 OT2 - A - Zendejas 41 FG
 OT2 - O - Masoli 1 run

	ORE	ARIZ
First Downs	22	22
Rushes-Yards (net)	37-175	35-127
Passing Yards (net)	284	314
Passes Att-Comp-Int	26-47-1	30-47-1
Total Offense Plays-Yards	84-459	83-441
Fumble Returns-Yards	0-0	0-0
Punt Returns-Yards	0-0	4-44
Kickoff Returns-Yards	5-108	6-121
Interception Returns-Yards	1-0	1-3
Punts (Number-Avg)	7-40.3	6-41.2
Fumbles-Lost	2-0	2-1
Penalties-Yards	9-74	8-50
Possession Time	27:52	32:08
Third-Down Conversions	7-17	8-17
Fourth-Down Conversions	1-2	0-0
Red-Zone Scores-Chances	4-4	4-7
Sacks By: Number-Yards	3-19	0-0

RUSHING: UO-James, L. 19-117; Masoli, J. 16-61; Crenshaw, Andre 2-minus 3. UA-Nwoko, G. 16-58; Antolin, K. 3-46; Grigsby, N. 4-24; Booth, N. 8-19; Team 1-minus 1; Foles, N. 3-minus 19.
 PASSING: UO-Masoli, J. 26-47-1-284. UA-Foles, N. 30-46-1-314; Team 0-1-0-0.
 RECEIVING: UO-Maehl, Jeff 12-114; Dickson, Ed 5-63; Tuinei, L. 4-60; Davis, D.J. 3-19; Crenshaw, Andre 1-15; Holland, Jamere 1-13. UA-Dean, D. 6-51; Criner, J. 5-93; Wright, W. 5-73; Nwoko, G.; Douglas, D. 2-20; Turner, T. 2-15; Roberts, D. 2-13; Grigsby, N. 2-minus 1; Antolin, K. 1-7; Simmons, A.J. 1-3; Tutogi, T. 1-1.
 INTERCEPTIONS: UA-Jackson, Tal. 1-0. UA-Lewis, S. 1-3.
 SACKS: UO-Pleasant, Eddie 2-0; Ferras, Blake 1-0.

2010 Arizona Football

Game 11: Arizona 20, Arizona State 17

Nov. 28, 2009 - Sun Devil Stadium, Tempe - Attend: 55,989
 Kickoff: 1:37 p.m. - Time of Game: 3:21 - Weather: Partly Cloudy

TEMPE, Ariz. (AP) -- Alex Zendejas kicked a 32-yard field goal as time expired, and Arizona defeated Arizona State 20-17 on Saturday to retain the Territorial Cup. Arizona won after ASU's Kyle Williams--who had caught the tying TD pass minutes earlier--muffed a punt to give the Wildcats the ball at the Sun Devils 22-yard line. Keola Antolin scored on a 67-yard run and Orlando Vargas blocked a punt and returned it for a touchdown for the Wildcats, who beat the Sun Devils in back-to-back seasons for the first time since 1997-98. Dimitri Nance ran for 115 yards for the Sun Devils, who lost their last six games, matching the school record for consecutive losses in a single season. Down 14-0 at halftime, the Sun Devils rallied and appeared ready to force overtime on a miracle play with 2:02 remaining. On fourth-and-12 from Arizona's 14, Danny Sullivan rolled out of the pocket and fired a strike to a diving Williams in the back of the end zone. It was their second scoring connection of the quarter, following a 44-yarder with 11:54 to go. But Williams muffed a punt, and Arizona's Mike Turner recovered at ASU's 22-yard line. Four plays later, Zendejas trotted on and nailed the game-winner, hitting it straight down the middle as red-clad Arizona fans erupted. The Wildcats struck first. Antolin took a handoff, broke through the line and outraced the secondary for a 67-yard score that put Arizona up 7-0 late in the first quarter. It was Arizona's longest scoring run of the season and helped him win Territorial Cup game MVP honors. Arizona State's defense, ranked second in the Pac-10, kept the Sun Devils in the game. The Wildcats made it 14-0 late in the first half when Vargas blew through the line and blocked a punt by Trevor Hankins, scooped it up and ran it back 23 yards for a touchdown. Zendejas would have been MVP but the pressbox vote was taken before the closing moments, when he matched similar exploits of his uncle, former UA kicker Max Zendejas.

	1	2	3	4	F
ARIZ	7	7	0	6	20
ASU	0	0	3	14	17

1st - 3:54 UA - Antolin 67 run, Zendejas kick, 3-84, 1:18
 2nd - 3:50 UA - Vargas 23 punt return, Zendejas kick
 3rd - 6:50 AS - Weber 26 FG, 4-7, 0:57
 4th - 11:54 AS - Williams 44 pass from Sullivan, Weber kick, 7-96, 2:49
 4th - 7:50 UA - Zendejas 30 FG, 11-63, 3:58
 4th - 2:02 AS - Williams 14 pass from Sullivan, Weber kick, 9-48, 3:46
 4th - 0:00 UA - Zendejas 32 FG, 4-7, 1:03

	ARIZ	ASU
First Downs	13	14
Rushes-Yards (net)	23-117	30-86
Passing Yards (net)	148	217
Passes Att-Comp-Int	24-43-0	17-33-0
Total Offense Plays-Yards	66-265	63-303
Fumble Returns-Yards	0-0	0-0
Punt Returns-Yards	4-87 (TD)	4-71
Kickoff Returns-Yards	4-76	3-66
Interception Returns-Yards	0-0	0-0
Punts (Number-Avg)	9-47.3	9-42.6
Fumbles-Lost	1-0	2-1
Penalties-Yards	3-13	10-83
Possession Time	28:47	31:13
Third-Down Conversions	2-16	3-16
Fourth-Down Conversions	1-2	2-2
Red-Zone Scores-Chances	2-3	2-3
Sacks By: Number-Yards	5-27	1-10

RUSHING: UA - Antolin, K. 7-78; Scott, M. 4-29; Nwoko, G. 8-18; Criner, J. 1-4; Foles, N. 2-minus 11. ASU - Nance, D. 23-115; Williams, K. 1-minus 1; Marshall, C. 1-minus 1; Sullivan, D. 2-minus 13; Szakacsy, S. 3-minus 14.

PASSING: UA - Foles, N. 24-43-0-148. ASU - Sullivan, D. 14-28-0-168; Szakacsy, S. 3-5-0-49.

RECEIVING: UA - Roberts, D. 5-25; Dean, D. 4-30; Nwoko, G. 4-25; Wright, W. 4-16; Turner, T. 3-28; Criner, J. 3-12; Simmons, A.J. 1-12. ASU - Williams, Kyle 9-130; Taylor, Kerry 3-37; Nance, Dimitri 3-23; McGaha, Chris 1-23; Robinson, G. 1-4.

SACKS: UA - Horton, D. 2-0; Elmore, R. 2-0; Reed, B. 1-0. ASU - Davis, Dexter 1-0.

Game 12: Arizona 21, No. 20 USC 17

Dec. 5, 2009 - L.A. Memorial Coliseum, Los Angeles - Attend: 83,753
 Kickoff: 12:42 p.m. - Time of Game: 3:03 - Weather: Cloudy

LOS ANGELES (AP) -Juron Criner dove into the end zone with a 36-yard touchdown pass from Nick Foles with 3:14 to play, and Arizona wrapped up its best regular season in a decade Saturday with a 21-17 victory over Southern California. The Cats had a 90-yard drive to take a halftime lead and an 80-yard drive to win the game. Foles passed for 239 yards and two TDs and ran for another score for the Wildcats (8-4, 6-3 Pac-10), who beat No. 20 USC for the first time in coach Mike Stoops' tenure by scoring the final touchdown in a defense-dominated game. After Jordan Congdon made a 37-yard field goal with 7:13 left to put the Trojans ahead, Arizona converted three straight third downs on the decisive drive. Criner then caught a long fade pass and fought through a tackle into the end zone, silencing the Coliseum crowd. Arizona secured a share of second place in the Pac-10 with its first eight-win regular season since 1998 by knocking off a ranked team for the sixth straight season. Foles struggled in a 22-of-40 performance, but made several big throws - including an early TD pass to Delashaun Dean set up by an interception. USC's Matt Barkley was 20 of 37 for 144 yards with the 12th interception of his rocky freshman season. Allen Bradford rushed for 66 yards and a tying touchdown late in the third quarter, and Ronald Johnson caught a TD pass. USC couldn't get a first down on its ensuing drive after Criner's catch, with Barkley throwing three straight incompletions - including a fourth-down throw over the head of Damian Williams, who was open down the middle. USC got the ball back with seven seconds left, but Barkley was sacked by Earl Mitchell.

	1	2	3	4	F
ARIZ	7	7	0	7	21
USC	0	7	7	3	17

1st - 8:49 A - Dean 4 pass from Foles, Zendejas kick, 8-37, 3:20
 2nd - 12:25 U - Johnson 16 pass from Barkley, Congdon kick, 13-80, 5:17
 2nd - 4:35 A - Foles 1 run, Zendejas kick, 15-90, 7:50
 3rd - 1:46 U - Bradford 5 run, Congdon kick, 7:53, 3:17
 4th - 7:13 U - Congdon 37 FG, 12-54, 5:58
 4th - 3:14 A - Criner 36 pass from Foles, Zendejas kick, 10-80, 3:59

	ARIZ	USC
First Downs	17	20
Rushes-Yards (net)	29-82	31-138
Passing Yards (net)	239	144
Passes Att-Comp-Int	22-40-1	20-37-1
Total Offense Plays-Yards	69-321	68-282
Fumble Returns-Yards	0-0	0-0
Punt Returns-Yards	0-0	2-2
Kickoff Returns-Yards	2-64	3-59
Interception Returns-Yards	1-0	1-4
Punts (Number-Avg)	6-37.7	6-33.7
Fumbles-Lost	0-0	1-0
Penalties-Yards	6-35	3-30
Possession Time	31:18	28:42
Third-Down Conversions	9-17	5-13
Fourth-Down Conversions	1-2	0-1
Red-Zone Scores-Chances	2-3	3-3
Sacks By: Number-Yards	3-17	0-0

RUSHING: UA-Antolin, K. 13-51; Criner, J. 3-19; Nwoko, G. 8-10; Turner, T. 1-5; Foles, N. 1-1; Team 3-minus 4. USC-Bradford, A. 11-66; Havili, S. 5-37; McKnight, Joe 9-35; Barkley, M. 6-0.

PASSING: UA-Foles, N. 22-40-1-239. USC-Barkley, M. 20-37-1-144.

RECEIVING: UA-Criner, J. 6-71; Wright, W. 5-66; Dean, D. 5-58; Roberts, D. 3-20; Antolin, K. 2-16; Nwoko, G. 1-8. USC-Williams, D. 8-51; Johnson, R. 5-50; McCoy, A.2-14; Ellison, R. 2-10; Butler, B. 1-14; McKnight, J. 1-12; Carswell, B. 1-minus 7.

INTERCEPTIONS: UA-Wade, T. 1-0. USC-Harris, W. 1-4.

SACKS: UA-Mitchell, E. 2-0; Reed, D. 1-0. USC-None.

2010 Arizona Football

Game 13 – Nebraska 33, Arizona 0 Pacific Life Holiday Bowl

Dec. 30, 2010 – Qualcomm Stadium, San Diego – Attend: 64,607
 Kickoff: 5:07 p.m. – Time of Game: 3:16 – Weather: 52, overcast
SAN DIEGO—No. 20 Nebraska showed it was more than two ranking spots ahead of No. 22 Arizona by throttling the Wildcats, 33-0, in the Holiday Bowl. After developing a reputation for high-scoring games and crazy finishes, the bowl got the first shutout in its 32-year history. Zac Lee threw a 74-yard touchdown pass to Niles Paul in the third quarter to highlight the win, but it was only one moment in a dominating effort. The coaches expected a defensive game, and the Huskers delivered, earning their first shutout in 46 bowl appearances, plus held UA to 109 net yards. Arizona quarterback Nick Foles was harassed all night and had one of his toughest outings of the year, finishing with nine completions in 30 attempts, for a miniscule 48 yards. The Wildcats had the ball fourth-and-3 at the Nebraska 8-yard line with 1:41 to go, and eschewed a field goal, with safety P.J. Smith batting down Foles' pass to preserve the shutout. Nebraska free safety Matt O'Hanlon intercepted Foles on the third play from scrimmage and returned it 37 yards to the Arizona 5. Lee scored on a 4-yard run two plays later. It was the fastest score in Holiday Bowl history, coming just 75 seconds in. Nebraska (10-4) got its first 10-win season since 2003. Nebraska's Alex Henery set a Holiday Bowl record with four field goals, from 47, 50, 41 and 22 yards. Arizona finished 8-5. NU coach Bo Pelini earned bragging rights in Youngstown, Ohio, where he and UA coach Mike Stoops grew up and played at Cardinal Mooney High.

	1	2	3	4	F
ARIZ	0	0	0	0	0
NEB	10	13	10	0	33

1st – 13:45 N – Lee 4 run, Henery kick, 2-5, 0:48
 1st – 8:53 N - Henery 47 FG, 7-31, 3:08
 2nd – 11:57 N – Burkhead 5 run, Henery kick, 7-82, 3:41
 2nd – 8:25 N – Henery 50 FG, 7-14, 2:26
 2nd – 0:35 N – Henery 6 41 FG, 12-44, 6:07
 3rd – 10:07 N – Henery 22 FG, 11-41, 4:53
 3rd – 3:39 N – Paul 74 pass from Lee, Henery kick, 6-89, 3:12

	ARIZ	NU
First Downs	6	19
Rushes-Yards (net)	20-63	48-223
Passing Yards (net)	46	173
Passes Att-Comp-Int	31-10-1	25-13-0
Total Offense Plays-Yards	51-109	73-396
Fumble Returns-Yards	0-0	0-0
Punt Returns-Yards	1- -1	3-45
Kickoff Returns-Yards	7-148	1-49
Interception Returns-Yards	0-0	1-27
Punts (Number-Avg)	9-41.6	4-35.5
Fumbles-Lost	1-0	0-0
Penalties-Yards	2-25	7-55
Possession Time	21:48	38:12
Third-Down Conversions	3-15	9-18
Fourth-Down Conversions	1-2	0-0
Red-Zone Scores-Chances	0-1	3-3
Sacks By: Number-Yards	0-0	2-20

RUSHING: Ariz—Antolin 11-69, Grigsby 4-8, Scott 1-4, Criner 1-1, Foles 3- -19. NU—Burkhead 17-89, Lee 18-65, Paul 1-20, Green 5-18, Ward 2-14, Helu 3-8, Robinson 1-6, Jones 1-3.
PASSING: Ariz—Foles 9-30-1-48, Scott 1-1-0-(-2). NU—Lee 13-23-0-173, Green 0-2-0.
RECEIVING: Ariz—Dean 3-24, Antolin 2-12, Criner 2-2, Grigsby 2-0, Turner 1-8. NU—Paul 4-123, McNeill 3-19, Burkhead 2-14, Kinnie 2-12, Gilleylen 1-3, Brooks 1-2.
INTERCEPTIONS: NU - O'Hanlon 1-37
SACKS: NU – Pierre 2-20.

2009 Final Statistics

Final 2009 Pacific-10 Conference Standings

Team	Conf	Overall		
	W-L	W-L	Home	Away
1. Oregon	8-1	10-3	7-0	3-3
2. Arizona	6-3	8-5	5-1	3-4
Oregon State	6-3	8-5	4-2	4-3
Stanford	6-3	8-5	6-1	2-4
5. USC	5-4	9-4	4-2	5-2
California	5-4	8-5	4-2	4-3
7. Washington	4-5	5-7	5-2	0-5
8. UCLA	3-6	7-6	4-2	3-4
9. Arizona State	2-7	4-8	3-4	1-4
10. Wash. State	0-9	1-11	1-6	0-5

2009 Team Statistics

	ARIZ	OPP
SCORING	356	311
Points Per Game	27.4	23.9
FIRST DOWNS	263	222
Rushing	108	88
Passing	135	117
Penalty	20	17
RUSHING YARDAGE	2072	1566
Yards gained rushing	2250	1855
Yards lost rushing	178	289
Rushing Attempts	430	405
Average Per Rush	4.8	3.9
Average Per Game	159.4	120.5
TDs Rushing	19	16
PASSING YARDAGE	2927	2620
Comp-Att-Int	301-484-12	239-421-12
Average Per Pass	6.0	6.2
Average Per Catch	9.7	11.0
Average Per Game	225.2	201.5
TDs Passing	20	19
TOTAL OFFENSE	4999	4186
Total Plays	914	826
Average Per Play	5.5	5.1
Average Per Game	384.5	322.0
KICK RETURNS: #-Yards	53-1320	55-1178
PUNT RETURNS: #-Yards	16-245	17-224
INT RETURNS: #-Yards	12-148	12-221
KICK RETURN AVERAGE	24.9	21.4
PUNT RETURN AVERAGE	15.3	13.2
INT RETURN AVERAGE	12.3	18.4
FUMBLES-LOST	15-8	13-7
PENALTIES-Yards	71-559	74-631
Average Per Game	43.0	48.5
PUNTS-Yards	57-2363	70-2882
Average Per Punt	41.5	41.2
Net punt average	35.1	36.0
TIME OF POSSESSION/Game	31:29	28:31
3RD-DOWN Conversions	77/186	63/179
3rd-Down Pct	41%	35%
4TH-DOWN Conversions	11/23	7/15
4th-Down Pct	48%	47%
SACKS BY-Yards	34-196	13-94
MISC YARDS	0	33
TOUCHDOWNS SCORED	44	37
FIELD GOALS-ATTEMPTS	17-22	18-23
ON-SIDE KICKS	0-1	1-1
RED-ZONE SCORES	(41-54) 76%	(33-39) 85%
RED-ZONE TOUCHDOWNS	(27-54) 50%	(24-39) 62%
PAT-ATTEMPTS	(39-42) 93%	(31-32) 97%
ATTENDANCE	315330	367414
Games/Avg Per Game	6/52555	6/61236
Neutral Site Games		1/64607

SCORE BY QUARTERS	1st	2nd	3rd	4th	OT	Total
Arizona	105	78	77	86	10	356
Opponents	58	81	56	103	13	311

2010 Arizona Football

Final 2009 Individual Statistics

RUSHING									
	GP	Att	Gain	Loss	Net	Avg	TD	Long	Avg/G
Antolin, K.	13	114	643	6	637	5.6	4	67	49.0
Grigsby, N.	10	79	581	14	567	7.2	5	94	56.7
Scott, M.	9	41	323	14	309	7.5	0	27	34.3
Nwoko, G.	10	76	288	15	273	3.6	3	43	27.3
Booth, N.	11	36	156	6	150	4.2	3	15	13.6
Dean, D.	13	9	73	5	68	7.6	0	26	5.2
Criner, J.	13	8	63	0	63	7.9	0	15	4.8
Tutogi, T.	12	11	50	0	50	4.5	1	10	4.2
Turner, T.	13	6	27	2	25	4.2	0	16	1.9
Douglas, D.	11	1	6	0	6	6.0	0	6	0.5
Cobb, T.	12	2	6	0	6	3.0	0	4	0.5
Beirne, B.	5	1	3	0	3	3.0	0	3	0.6
Gronkowski, C.	13	2	1	0	1	0.5	0	1	0.1
Diaz, M.	12	0	1	0	1	0.0	0	0	0.1
Crier, K.	13	1	0	0	0	0.0	0	0	0.0
Wright, W.	11	3	3	3	0	0.0	0	3	0.0
Team	9	12	0	13	-13	-1.1	0	0	-1.4
Foles, N.	12	28	26	100	-74	-2.6	3	6	-6.2
Total.....	13	430	2250	178	2072	4.8	19	94	159.4
Opponents.....	13	405	1855	289	1566	3.9	16	61	120.5
PASSING									
	G	Effic	Cmp-Att-Int	Pct	Yds	TD	Lng	Avg/G	
Foles, N.	12	125.25	260-410-9	63.4	2486	19	71	207.2	
Scott, M.	9	104.64	41-72-3	56.9	441	1	25	49.0	
Team	9	0.00	0-1-0	0.0	0	0	0	0.0	
Douglas, D.	11	0.00	0-1-0	0.0	0	0	0	0.0	
Total.....	13	121.67	301-484-12	62.2	2927	20	71	225.2	
Opponents.....	13	118.24	239-421-12	56.8	2620	19	74	201.5	
RECEIVING									
	G	No.	Yds	Avg	TD	Long	Avg/G		
Turner, T.	13	48	458	9.5	4	28	35.2		
Criner, J.	13	45	582	12.9	9	71	44.8		
Roberts, D.	13	43	410	9.5	1	24	31.5		
Dean, D.	13	42	396	9.4	2	30	30.5		
Douglas, D.	11	31	320	10.3	2	43	29.1		
Wright, W.	11	23	234	10.2	1	34	21.3		
Nwoko, G.	10	18	186	10.3	0	52	18.6		
Antolin, K.	13	17	83	4.9	0	16	6.4		
Grigsby, N.	10	13	57	4.4	0	13	5.7		
Simmons, A.J.	13	10	132	13.2	1	26	10.2		
Gronkowski, C.	13	4	20	5.0	0	16	1.5		
Miller, T.	7	2	26	13.0	0	22	3.7		
Booth, N.	11	2	16	8.0	0	11	1.5		
Cobb, T.	12	1	15	15.0	0	15	1.2		
Tutogi, T.	12	1	1	1.0	0	1	0.1		
Foles, N.	12	1	-9	-9.0	0	0	-0.8		
Total.....	13	301	2927	9.7	20	71	225.2		
Opponents.....	13	239	2620	11.0	19	74	201.5		
PUNT RETURNS									
	No.	Yds	Avg	TD	Long				
Wright, W.	12	210	17.5	1	86				
Douglas, D.	3	-1	-0.3	0	4				
Vargas, O.	1	36	36.0	1	23				
Total.....	16	245	15.3	2	86				
Opponents.....	17	224	13.2	0	53				
INTERCEPTIONS									
	No.	Yds	Avg	TD	Long				
Wade, T.	5	40	8.0	1	38				
Golden, R.	2	93	46.5	1	79				
Nelson, C.	1	0	0.0	0	0				
Tuihalamaka, V.	1	0	0.0	0	0				
Lewis, S.	1	3	3.0	0	3				
Ross, D.	1	12	12.0	0	12				
Perkins, J.	1	0	0.0	0	0				
Total.....	12	148	12.3	2	79				
Opponents.....	12	221	18.4	1	41				
KICK RETURNS									
	No.	Yds	Avg	TD	Long				
Cobb, T.	30	762	25.4	1	95				
Antolin, K.	9	256	28.4	0	42				
Booth, N.	5	78	15.6	0	27				
Wright, W.	4	119	29.8	0	35				
Vargas, O.	2	30	15.0	0	17				
Quinn, K.	1	4	4.0	0	4				
Turner, T.	1	49	49.0	0	49				
Wade, T.	1	22	22.0	0	22				
Total.....	53	1320	24.9	1	95				
Opponents.....	55	1178	21.4	0	57				
FUMBLE RET									
	No.	Yds	Avg	TD	Long				
Total.....	0	0	0.0	0	0				
Opponents.....	1	28	28.0	1	28				

SCORING									
	TD	FGs	Kick	Rush	Rcv	Ps	Saf	Pts	
Zendejas, A.	0	17-22	38-41	0-0	0	0-0	0	89	
Criner, J.	9	0-0	0-0	0-0	0	0-0	0	54	
Grigsby, N.	5	0-0	0-0	0-0	0	0-0	0	30	
Turner, T.	4	0-0	0-0	0-0	0	0-0	0	24	
Antolin, K.	4	0-0	0-0	0-0	0	0-0	0	24	
Nwoko, G.	3	0-0	0-0	0-0	0	0-0	0	18	
Booth, N.	3	0-0	0-0	0-0	0	0-0	0	18	
Foles, N.	3	0-0	0-0	0-0	0	0-2	0	18	
Dean, D.	2	0-0	0-0	0-0	0	0-0	0	12	
Douglas, D.	2	0-0	0-0	0-0	0	0-0	0	12	
Wright, W.	2	0-0	0-0	0-0	0	0-0	0	12	
Simmons, A.J.	1	0-0	0-0	0-0	0	0-0	0	6	
Cobb, T.	1	0-0	0-0	0-0	0	0-0	0	6	
Golden, R.	1	0-0	0-0	0-0	0	0-0	0	6	
Wade, T.	1	0-0	0-0	0-0	0	0-0	0	6	
Tutogi, T.	1	0-0	0-0	0-0	0	0-0	0	6	
Roberts, D.	1	0-0	0-0	0-0	0	0-0	0	6	
Vargas, O.	1	0-0	0-0	0-0	0	0-0	0	6	
Team	0	0-0	0-0	0-0	0	0-0	1	2	
Bonano, J.	0	0-0	1-1	0-0	0	0-0	0	1	
Total.....	44	17-22	39-42	0-0	0	0-2	1	356	
Opponents.....	37	18-23	31-32	1-3	1	1-1	0	311	
TOTAL OFFENSE									
	G	Plays	Rush	Pass	Total	Avg/G			
Foles, N.	12	428	-74	2466	2392	199.3			
Scott, M.	9	123	309	461	770	85.6			
Antolin, K.	13	114	637	0	637	49.0			
Grigsby, N.	10	79	567	0	567	56.7			
Nwoko, G.	10	76	273	0	273	27.3			
Booth, N.	11	36	150	0	150	13.6			
Dean, D.	13	9	68	0	68	5.2			
Criner, J.	13	8	63	0	63	4.8			
Tutogi, T.	12	11	50	0	50	4.2			
Turner, T.	13	6	25	0	25	1.9			
Douglas, D.	11	2	6	0	6	0.5			
Cobb, T.	12	2	6	0	6	0.5			
Beirne, B.	5	1	3	0	3	0.6			
Gronkowski, C.	13	2	1	0	1	0.1			
Diaz, M.	12	0	1	0	1	0.1			
Team	9	13	-13	0	-13	-1.4			
Total.....	13	914	2072	2927	4999	384.5			
Opponents.....	13	826	1566	2620	4186	322.0			
FGs									
	FGM-A	Pct	01-19	20-29	30-39	40-49	50-99	Lg	
Zendejas	17-22	77.3	1-1	7-9	7-9	2-3	0-0	47	
Opponents	18-23	78.3	0-0	6-6	3-6	7-8	2-3	53	
Blocked: Zendejas: 1, Opponents: 0									
FG SEQUENCE									
	Arizona	OPPONENTS							
Central Mich	(36),(37),43,(37),(35)	39							
Northern Ariz	27	(43)							
Iowa Hawkeyes	(20)	(20),(40)							
Oregon State	-	(22)							
Washington	(18),(23),(29),(24)	-							
STANFORD	(24)	(33),36							
UCLA	39	(53),(33),52							
Washington St.	(21),(27)	-							
California	(36)	(46),(22),(46),47,(22)							
Oregon	(47),24,(41)	(43)							
Arizona State	30,(30),(32)	36,(26)							
USC	-	(37)							
Nebraska	-	(47),(50),(41),(22)							
Numbers in (parentheses) indicate field goal was made									
PUNTING									
	No.	Yds	Avg	Long	TB	FC	I20	Blkd	
Crier, K.	57	2363	41.5	68	7	8	13	0	
Total.....	57	2363	41.5	68	7	8	13	0	
Opponents.	70	2882	41.2	81	6	21	26	1	
KICKOFFS									
	No.	Yds	Avg	TB	OB	Retn	Net	YdLn	
Bonano, J.	40	2623	65.6	7	2				
Zendejas	29	1725	59.5	4	0				
Total.....	69	4348	63.0	11	2	1178	42.8	27	
Opponents	64	4058	63.4	10	1	1320	39.7	30	
ALL PURPOSE									
LEADERS									
	G	Rush	Rec	PR	KOR	IR	Tot	Avg/G	
Antolin, K.	13	637	83	0	256	0	976	75.1	
Cobb, T.	12	6	15	0	762	0	783	65.2	
Criner, J.	13	63	582	0	0	0	645	49.6	
Grigsby, N.	10	567	57	0	0	0	624	62.4	
Wright, W.	11	0	234	210	119	0	563	51.2	

2010 Arizona Football

DEFENSIVE STATISTICS

Defense	GP-GS	Tackles				TFL/Yds	Sacks No-Yards	Pass Def		Fumbles		Blkd Kick	Saf
		Solo	Ast	Total				Int-Yds	BrUp	Rcv-Yds	FF		
Ross, D.	13-13	61	20	81	3.0-4	.	1-12	12	1-0	.	.	.	
Kelley, X.	13-13	46	32	78	5.5-11	2.0-6	.	2	.	1	.	.	
Nelson, C.	13-13	51	23	74	6.0-31	3.0-19	1-0	3	.	3	.	.	
Tuihalamaka, V	13-13	45	27	72	5.5-19	.	1-0	3	
Wade, T.	13-13	53	18	71	1.0-5	.	5-40	9	.	1	.	.	
Mitchell, E.	12-12	34	14	48	12.5-46	6.5-32	.	1	.	1	.	.	
Elmore, R.	13-13	25	19	44	11.5-64	10.5-62	.	1	1-0	1	.	.	
Golden, R.	13-13	24	17	41	.	.	2-93	1	
Lewis, S.	13-10	24	14	38	4.0-15	2.0-9	1-3	1	1-0	.	.	.	
Hall, C.	13-3	28	10	38	4.0-28	2.0-22	.	1	
Horton, D.	13-13	20	5	25	5.0-27	3.0-21	
Perkins, J.	12-0	19	6	25	.	.	1-0	
Reed, B.	10-8	19	4	23	5.0-16	2.0-10	.	1	.	1	.	.	
Reed, D.	13-3	10	7	17	2.5-15	2.5-15	
Vargas, O.	13-0	8	6	14	1	.	
Turner, Mike	13-0	9	3	12	1-0	.	.	.	
Mikaele, L.	13-3	6	6	12	2.5-7	0.5-0	.	.	1-0	.	.	.	
Hall, A.	9-0	6	3	9	
Fischer, J.	13-0	6	1	7	1.0-1	
Benjamin, M.	11-0	6	1	7	1.0-1	.	.	1	
Young, R.	12-0	4	2	6	
Brown, L.	13-0	1	3	4	
Austin, D.	10-0	1	3	4	1.0-1	
Tuihalamaka, A	9-0	2	1	3	1.0-1	.	.	1	1-0	.	.	.	
Bonano, J.	8-0	3	.	3	
Parish, C.	13-0	2	1	3	1	.	.	
Zendejas, A.	12-0	2	.	2	
Tatum, B.	2-0	2	.	2	
Crier, K.	13-0	2	.	2	
Bertoni, J.	13-0	2	.	2	1-0	.	.	.	
Baxter, C.	13-13	1	.	1	
Kerley, Blake	4-0	.	1	1	
Foster, T.	2-0	1	.	1	
Scott, M.	9-3	1	.	1	
Ward, J.	4-0	1	.	1	
Nwoko, G.	10-1	1	.	1	
Turner, T.	13-11	1	.	1	
Wright, W.	11-2	1	.	1	
Criner, J.	13-5	1	.	1	
Antolin, K.	13-4	1	.	1	
Team	9-0	1	.	1	1	1	
Total.....	13-0	531	247	778	72-292	34-196	12-148	37	7-0	10	1	1	
Opponents.....	13-0	557	298	855	52.0-167	13-94	12-221	52	8-28	10	4	.	

2009 DEFENSIVE GAME-BY-GAME STARTERS

Game	DE	DT	DT	DE	LB	LB	LB/NB	CB	SS	FS	CB
C. Michigan	B. Reed	Mitchell	Horton	Elmore	Kelley	V. Tuihalamaka	Lewis (LB)	Wade	Golden	Nelson	Ross
N. Arizona	B. Reed	Mitchell	Horton	Elmore	Kelley	V. Tuihalamaka	Lewis (LB)	Wade	Golden	Nelson	Ross
@Iowa	B. Reed	Mitchell	Horton	Elmore	Kelley	V. Tuihalamaka	Lewis (LB)	Wade	Golden	Nelson	Ross
@Oregon St.	D. Horton	Mitchell	Mikaele	Elmore	Kelley	V. Tuihalamaka	C. Hall (NB)	Wade	Golden	Nelson	Ross
@Washington	D. Reed	Mikaele	Horton	Elmore	Kelley	V. Tuihalamaka	Lewis (LB)	Wade	Golden	Nelson	Ross
Stanford	D. Horton	Mitchell	Mikaele	Elmore	Kelley	V. Tuihalamaka	Lewis (LB)	Wade	Golden	Nelson	Ross
UCLA	D. Reed	Mitchell	Horton	Elmore	Kelley	V. Tuihalamaka	Lewis (LB)	Wade	Golden	Nelson	Ross
Washington St.	D. Reed	Mitchell	Horton	Elmore	Kelley	V. Tuihalamaka	Lewis (LB)	Wade	Golden	Nelson	Ross
@California	B. Reed	Mitchell	Horton	Elmore	Kelley	V. Tuihalamaka	Lewis (LB)	Wade	Golden	Nelson	Ross
Oregon	B. Reed	Mitchell	Horton	Elmore	Kelley	V. Tuihalamaka	C. Hall (NB)	Wade	Golden	Nelson	Ross
@Arizona St.	B. Reed	Mitchell	Horton	Elmore	Kelley	V. Tuihalamaka	C. Hall (NB)	Wade	Golden	Nelson	Ross
@USC	B. Reed	Mitchell	Horton	Elmore	Kelley	V. Tuihalamaka	Lewis (LB)	Wade	Golden	Nelson	Ross
vs. Nebraska	B. Reed	Mitchell	Horton	Elmore	Kelley	V. Tuihalamaka	Lewis (NB)	Wade	Golden	Nelson	Ross

2009 OFFENSIVE GAME-BY-GAME STARTERS

Game	WR	WR	TE/IR	LT	LG	C	RG	RT	HB/WR	QB	RB
C. Michigan	Turner	Criner	Simmons (TE)	Diaz	Amituanai	Baxter	Dotsy	Grant	C. Gronk. (HB)	Scott	Grigsby
N. Arizona	Turner	Dean	Simmons (TE)	Diaz	Amituanai	Baxter	Dotsy	Grant	C. Gronk. (HB)	Scott	Grigsby
@Iowa	Turner	Dean	Simmons (TE)	Diaz	Amituanai	Baxter	H. Hall	Grant	C. Gronk. (HB)	Scott	Grigsby
@Oregon St.	Turner	Dean	Simmons (TE)	Garcia	Amituanai	Baxter	H. Hall	Grant	C. Gronk. (HB)	Foles	Antolin
@Washington	Turner	Dean	Simmons (TE)	Diaz	Amituanai	Baxter	H. Hall	Grant	C. Gronk. (HB)	Foles	Grigsby
Stanford	Turner	Criner	Douglas (IR)	Garcia	H. Hall	Baxter	Dotsy	Grant	Roberts (WR)	Foles	Grigsby
UCLA	Turner	Criner	Douglas (IR)	Diaz	H. Hall	Baxter	Dotsy	Grant	Dean (WR)	Foles	Grigsby
Washington St.	Turner	Dean	Douglas (IR)	Diaz	H. Hall	Baxter	Dotsy	Grant	Roberts (WR)	Foles	Antolin
@California	Turner	Dean	Simmons (TE)	Diaz	H. Hall	Baxter	Dotsy	Grant	C. Gronk. (HB)	Foles	Antolin
Oregon	Turner	Dean	Douglas (IR)	Diaz	H. Hall	Baxter	Dotsy	Grant	Roberts (WR)	Foles	Grigsby
@Arizona St.	Turner	Dean	Wright (IR)	Diaz	H. Hall	Baxter	Dotsy	Grant	Roberts (WR)	Foles	Nwoko
@USC	Criner	Dean	Simmons (TE)	Diaz	Amituanai	Baxter	H. Hall	Grant	C. Gronk. (HB)	Foles	Antolin
vs. Nebraska	Criner	Dean	Wright (IR)	Diaz	H. Hall	Baxter	Dotsy	Grant	Roberts (WR)	Foles	Grigsby

2010 Arizona Football

Game Superlatives 2009

INDIVIDUAL GAME HIGHS

Rushes	23	Nic Grigsby vs. Central Michigan
Yards Rushing	207	Grigsby vs. Northern Arizona
TD Rushes	2	Grigsby vs. Northern Arizona
Long Rush	94	Grigsby vs. Northern Arizona
Pass attempts	53	Nick Foles at Washington
Pass completions	40	Foles vs. Stanford
Yards Passing	415	Foles vs. Stanford
TD Passes	4	Foles vs. Oregon
Long Pass	71	Foles vs. Oregon
Receptions	12	David Roberts at Washington
		Juron Criner vs. Stanford
Yards Receiving	152	Criner vs. Stanford
TD Receptions	3	Criner vs. Oregon
Long Reception	71	Criner vs. Oregon
Field Goals	4	Alex Zendejas vs. Central Michigan
		Zendejas at Washington
Long Field Goal	47	Zendejas vs. Oregon
Punts	9	Keenyn Crier at Arizona State
		Crier vs. Nebraska
Punting Avg	47.3	Crier at Arizona State
Long Punt	68	Crier at Oregon State
Long Punt Return	86	Bug Wright vs. Washington State
Long Kickoff Return	95	Travis Cobb vs. Washington State
Tackles	12	Vuna Tuihalamaka at Oregon State
		Devin Ross at Oregon State
Sacks	2.0	Ricky Elmore, R. at OSU, vs. WSU, at ASU
		Earl Mitchell at Oregon State, at USC
		Cam Nelson vs. UCLA
		Donald Horton at Arizona State
Tackles For Loss	3.0	Mitchell at USC
Interceptions	2	Trevin Wade vs. Northern Arizona

TEAM GAME HIGHS

Rushes	54	vs. Washington State
Yards Rushing	365	vs. Northern Arizona
Yards Per Rush	9.9	vs. Stanford
TD Rushes	3	vs. Northern Arizona
		vs. Washington State
Pass attempts	53	at Washington
Pass completions	40	vs. Stanford
Yards Passing	415	vs. Stanford
Yards Per Pass	8.0	vs. Stanford
TD Passes	4	vs. Oregon
Total Plays	83	at Washington
Total Offense	559	vs. Northern Arizona
Yards Per Play	8.4	vs. Stanford
Points	48	vs. Washington State
Sacks By	5	at Oregon State
		vs. Washington State
First Downs	27	vs. Northern Arizona
		vs. UCLA
		vs. Washington State
Penalties	9	vs. Stanford
Penalty Yards	81	at Washington
Turnovers	5	vs. UCLA
Interceptions By	2	vs. Northern Arizona
		at Oregon State
		at California

OPPONENT INDIVIDUAL GAME HIGHS

Rushes	30	Shane Vereen at California
Yards Rushing	159	Vereen at California
TD Rushes	3	Jeremiah Masoli vs. Oregon
Long Rush	61	Vereen at California
Pass attempts	47	Seah Canfield at Oregon State
		Masoli vs. Oregon
Pass completions	31	Canfield at Oregon State
Yards Passing	423	Andrew Luck vs. Stanford
TD Passes	3	Jake Locker at UW, Luck vs. SU, Masoli vs. UO
Long Pass	74	Zac Lee vs. Nebraska
Receptions	13	Jacquizz Rodgers at Oregon State
Yards Receiving	130	Kyle Williams at Arizona State
TD Receptions	2	Four times, last Williams at ASU
Long Reception	74	Niles Paul vs. Nebraska
Field Goals	4	Gino Tavecchio at Cal. A. Henery vs. Nebraska
Long Field Goal	53	Kai Forbath vs. UCLA
Punts	8	Reid Forrest vs. WSU, Trevor Hankins at ASU
Punting Avg	51.0	Ryan Donahue at Iowa
Long Punt	81	Jeff Locke vs. UCLA
Long Punt Return	53	Kyle Williams at Arizona State
Long Kickoff Return	57	Austin Shanks vs. Northern Arizona
Tackles	12	Three times, last Xavier Hicks vs. WSU
Sacks	2.0	Eddie Pleasant vs. UO; P. Allen vs. Nebraska
Tackles For Loss	4.0	Team, at USC (take knee)

Interceptions	2	Rahim Moore vs. UCLA
OPPONENT TEAM GAME HIGHS		
Rushes	48	vs. Nebraska
Yards Rushing	223	vs. Nebraska
Yards Per Rush	4.8	at Washington
TD Rushes	3	at Iowa Hawkeyes; vs. Oregon
Pass attempts	49	at Oregon State
Pass completions	31	at Oregon State
Yards Passing	434	vs. Stanford
Yards Per Pass	12.1	vs. Stanford
TD Passes	3	at Washington, vs. Stanford, vs. Oregon
Total Plays	84	vs. Oregon
Total Offense	584	vs. Stanford
Yards Per Play	7.7	vs. Stanford
Points	44	vs. Oregon
Sacks By	3	at California, vs. Oregon
First Downs	28	at Oregon State
Penalties	10	at Arizona State
Penalty Yards	83	at Arizona State
Turnovers	2	Six times, last vs. California
Interceptions By	3	vs. UCLA

2009 Football Review Notes...

...Arizona's second-place finish in the Pac-10 (6-3) was its highest since a second place in 1998... The 6-3 record marked the third time UA has won six games, behind the 7-1 record in '98... The Cats were picked to finish eighth in the preseason Pac-10 poll of media. Way wrong...

... UA had back-to-back bowl appearances for the first time since 1997-98 with its trip to the Holiday Bowl in 2009 and Las Vegas Bowl in 2008...

...Arizona had five players earn All-Pac-10 second-team honors – junior center Colin Baxter, senior DT Earl Mitchell, senior LB Xavier Kelley, senior safety Cam Nelson and sophomore CB Trevin Wade. Honorable mention picks went to junior DE Ricky Elmore, soph QB Nick Foles, senior CB Devin Ross and senior LB Vuna Tuihalamaka... Ross (at OSU), Nelson (vs. UCLA), Mitchell (at USC) and soph PK Alex Zendejas (at ASU) earned Pac-10 Player of the Week honors...

...Redshirt freshman linebacker R.J. Young earned second-team Pac-10 All-Academic honors, while honorable mention citations went to soph PK John Bonano, soph QB Nick Foles, senior H-Back Chris Gronkowski, senior safety Corey Hall, soph WR David Roberts and junior tight end A.J. Simmons...

...Arizona's defense rated 12th nationally with 4.2 three-and-outs per game...

...Arizona head coach Mike Stoops was a semifinalist for the George Munger Award as coach of the year... Stoops is now sixth on the Arizona career coaching victories list with his 33-39 record. His 2009 club had three league road wins during the year (Oregon State, ASU, USC). The victory over No. 20 Southern California gave Stoops at least one victory over a ranked team in each of his six seasons in Tucson... Stoops' staff in 2009 included DC and secondary coach Mark Stoops, OC and QB coach Sonny Dykes, DL coach Mike Tuiasosopo, LB coach Tim Kish, DE coach and special teams coordinator Jeff Hammerschmidt, OL coach Bill Bedenbaugh, outside receivers coach Dave Nichol, RB/TE coach Seth Littrell and inside receivers coach Garret Chachere...

...UA started Matt at QB for three games, then fellow soph Nick Foles, transfer from Michigan State, took over and started the final 10 games of the year... ESPN College Game Day was on campus for the Oregon-UA game in November, a tilt that took two overtimes for the Ducks to prevail in, and take the high road to the Rose Bowl...

...Arizona's victory at USC the first week in December gave the Cats one of three victories by a team other than the Trojans in its last 51 games in the Coliseum... Arizona rushed for 2,000 yards in back-to-back seasons (2008-09) for the first time since 1998-99... Arizona scored in 42 of 50 quarters during the regular season (7th best in country) and then got blanked by Nebraska in the bowl game...

...Junior-to-be cornerback Trevin Wade has nine interceptions in his 14 career starts. He led the squad with five in '09 including a 38-yard TD return at Iowa... UA reached No. 18 in the AP poll on Nov. 8, one of its four weeks in the rankings, UA's first since 2000... UA played the 2009 season without its best player, junior tight end Rob Gronkowski, who suffered a back injury in fall camp that kept him sidelined until workouts for the April NFL Draft, when he was taken in the second round...

...Arizona wrapped up 2009 with a three-year stretch of 11-7 in games played in November and December, including a 7-4 mark against ranked teams in those contests...

...Junior-to-be receiver Juron Criner has 10 career touchdown catches, one shy of the UA career chart... He had nine in 2009...

2009 Stat Rankings

	NCAA	Pac	Note...
Rushing (159.38)	52	5	Four 200-yard games...
Passing (225.15)	48	3	Three 300-yard games...
PE Rating (121.68)	84	7	Foles had 166.20 mark vs. Stanford...
Total Off (384.54)	58	6	Rushed for 2000, passed for 3000
Scoring (27.38)	61	5	19 TD rushing, 20 passing...
Rushing Def (120.46)	29	4	Held five teams under 100...
PE Def (118.27)	37	4	Picked off 12 to 19 TD allowed...
Pass Def (201.54)	33	3	Held eight teams under 185 yards...
Total Def (322.00)	25	2	Held five teams under 250 total yards...
Scoring Def (23.92)	53	5	Held six teams under 20...
Net Punting (35.07)	72	10	Will work on this one in 2010...
Punt Ret (15.31)	4	1	Cats had a chance to break every time...
KOR (24.91)	10	2	Open-field ability from the onset
TO Margin (-.08)	68	8	20 TOs to 19 by Opponents...
Sacks (2.62)	23	3	Spearheaded by Elmore and Mitchell...
Sacks Allowed (1.0)	10	2	Solid job by big men up front...
TFL (5.54)	68	7	Cats came from all directions...

2010 Arizona Football

All-Time Record vs. Opponents

(Teams in bold on 2010 schedule)

Opponent	W	L	T	First	Last
Air Force	3	6	0	1959	1974
Alabama-Birmingham	1	0	0	1997	1997
Arizona State	46	36	1	1899	2009
Auburn	1	2	0	1968	1977
Baylor	0	1	0	1992	1992
Bowling Green	1	0	0	1987	1987
Brigham Young	11	9	1	1936	2006
California	13	14	2	1978	2009
Cal Poly S.L.O.	1	0	0	1945	1945
Cal State-Fullerton	2	0	0	1981	1983
Cal Tech	2	0	0	1929	1930
Centenary	3	2	1	1935	1940
Central Michigan	1	0	0	2009	2009
Centre	0	1	0	1921	1921
The Citadel	0	0	0	2010	----
Colorado	1	12	0	1931	1986
Colorado State	13	3	1	1926	1994
Denver	1	1	0	1949	1950
DePaul	1	0	0	1931	1931
Drake	1	1	0	1935	1948
Eastern Michigan	1	0	0	1988	1988
Fresno State	0	2	0	1981	1984
Georgia	0	0	1	1985	1985
Georgia Tech	2	0	0	1994	1995
Hardin Simmons	4	6	0	1942	1964
Hawaii	4	0	0	1951	1998
Houston	1	1	0	1969	1986
Idaho	10	2	0	1951	2008
Illinois	3	1	0	1990	1996
Indiana	2	2	0	1967	1974
Iowa	6	6	0	1966	2009
Iowa State	4	1	1	1948	1968
Kansas	2	3	1	1936	1966
Kansas State	5	1	1	1941	1978
Long Beach State	2	0	0	1984	1991
Louisiana State	0	3	0	1984	2003
Loyola L.A.	4	5	0	1905	1940
Marquette	4	6	0	1938	1957
Miami (Fla.)	1	2	0	1991	1993
Michigan	0	2	0	1970	1978
Michigan State	0	3	0	1936	1949
Middle Tennessee St.	1	0	0	1999	1999
Minnesota	0	1	0	1939	1939
Missouri	0	3	0	1957	1967
Montana	4	1	0	1938	1956
Nebraska	1	0	1	1961	1998
Nevada	1	1	1	1924	1941
Nevada-Las Vegas	1	0	0	2001	2001
New Mexico	43	20	3	1908	2008
New Mexico State	31	5	1	1909	1994
North Carolina	1	0	0	1986	1986
North Carolina State	1	0	0	1989	1989
North Texas	1	0	0	2002	2002
Northeast Louisiana	1	0	0	1998	1998
Northern Arizona	10	1	0	1931	2009
Northwestern	2	0	0	1975	1976
Notre Dame	1	2	0	1941	1982
Occidental	5	3	1	1913	1933
Ohio State	1	3	0	1967	2000
Oklahoma	1	1	0	1988	1989
Oklahoma City	2	0	0	1934	1935
Oklahoma State	3	3	0	1931	1942
Oregon	14	21	0	1937	2009
Oregon State	21	11	1	1966	2009
Pacific	9	0	0	1934	1995
Penn State	0	1	0	1999	1999
Pittsburgh	0	1	0	1979	1979
Pomona	6	4	0	1905	1939
Purdue	0	2	0	2003	2005
Redlands	1	0	0	1920	1920
Rice	0	4	0	1916	1931
St. Mary's (Calif.)	1	1	0	1922	1923
San Diego State	10	5	0	1931	2001
San Jose State	3	1	0	1965	1985
Santa Clara	1	2	1	1922	1946
South Dakota State	1	0	0	1956	1956
Southern California	7	26	0	1916	2009
Southern Methodist	1	1	0	1938	1985
Stanford	14	11	0	1979	2009
Stephen F. Austin	1	0	0	2006	2006
Syracuse	0	2	0	1969	1990
Texas	0	1	0	1925	1925

Texas A & M	0	1	0	1921	1921
Texas Christian	1	1	0	1999	2003
Texas-El Paso	38	11	2	1916	2003
Texas Tech	4	25	2	1932	1988
Toledo	2	0	0	1985	2008
Tulsa	0	2	0	1958	1960
UC-Davis	1	1	0	1923	1924
UCLA	13	19	2	1927	2009
Utah	15	19	2	1924	2005
Utah State	4	2	0	1922	1992
Washington	8	17	1	1978	2009
Washington State	24	13	0	1963	2009
Whittier	9	3	0	1915	1935
Wisconsin	0	2	0	2001	2004
Wyoming	12	10	0	1936	1977

Totals 552 409 33 1899 2009

(Totals from NCAA Football Records Book.)

All-Time vs. the Conferences

(League affiliations at time of game)

Pacific-10

	W-L-T	First Mtg.	Last Mtg.
Arizona State	46-36-1	1899	2009
California	13-14-2	1978	2009
Oregon	14-21	1937	2009
Oregon State	21-11-1	1966	2009
Stanford	14-11	1979	2009
UCLA	13-19-2	1927	2009
USC	7-26*	1916	2009
Washington	8-17-1	1978	2009
Washington State	24-13	1963	2009
Totals	160-168-7		

(*2005 loss to USC vacated by NCAA)

Atlantic Coast Conference

	W-L-T	First Mtg.	Last Mtg.
Georgia Tech	2-0	1994	1995
North Carolina	1-0	1986	1986
North Carolina State	1-0	1989	1989
Totals	4-0		

Big East Conference

	W-L-T	First Mtg.	Last Mtg.
Miami, Fla.	1-2	1991	1993
Pittsburgh	0-1	1979	1979
Syracuse	0-2	1969	1990
Totals	1-5		

Big 10 Conference

	W-L-T	First Mtg.	Last Mtg.
Illinois	3-1	1990	1996
Indiana	2-2	1967	1974
Iowa	6-6	1966	2009
Michigan	0-2	1970	1978
Michigan State	0-3	1936	1949
Minnesota	0-1	1939	1939
Northwestern	2-0	1975	1976
Ohio State	1-3	1967	2000
Penn State	0-1	1999	1999
Purdue	0-2	2003	2005
Wisconsin	0-2	2002	2004
Totals	13-23		

Big 12 Conference

	W-L-T	First Mtg.	Last Mtg.
Baylor	0-1	1992	1992
Colorado	1-12	1931	1986
Iowa State	4-1-1	1948	1968
Kansas	2-3-1	1936	1966
Kansas State	5-1-1	1941	1978
Missouri	0-3	1957	1967
Nebraska	1-1-1	1961	2009
Oklahoma	1-1	1988	1989
Oklahoma State	3-3	1931	1942
Texas	0-1	1925	1925
Texas A&M	0-1	1921	1921
Texas Tech	4-25-2	1932	1988
Totals	21-51-6		

Big Sky Conference

	W-L-T	First Mtg.	Last Mtg.
Montana	4-1	1938	1956
Northern Arizona	10-1	1931	2009
Totals	14-2		

2010 Arizona Football

Big West

	W-L-T	First Mtg.	Last Mtg.
Cal St. Fullerton	2-0	1981	1983
Idaho	9-2	1951	2001
Long Beach State	2-0	1984	1991
New Mexico State	31-5-1	1909	1994
Pacific	9-0	1934	1995
Utah State	4-2	1922	1992
Totals	58-9-1		

Conference USA

	W-L-T	First Mtg.	Last Mtg.
UAB	1-0	1997	1997
DePaul	1-0	1931	1931
Marquette	4-6	1938	1957
Houston	1-1	1969	1986
Texas Christian	1-1	1999	2003
Totals	7-8		

Mid-American Conference

	W-L-T	First Mtg.	Last Mtg.
Bowling Green	1-0	1987	1987
Central Michigan	1-0	2009	2009
Eastern Michigan	1-0	1988	1988
Toledo	2-0	1985	2008
Totals	5-0		

Mountain West Conference

	W-L-T	First Mtg.	Last Mtg.
Air Force	3-6	1959	1974
Brigham Young	12-9-1	1936	2008
Colorado State	13-3-1	1926	1994
Nevada-Las Vegas	1-0	2001	2001
New Mexico	43-19-3	1908	2007
San Diego State	10-5	1931	2001
Utah	15-19-2	1924	2005
Wyoming	12-10	1936	1977
Totals	109-71-7		

Southeastern Conference

	W-L-T	First Mtg.	Last Mtg.
Auburn	1-2	1968	1977
Georgia	0-0-1	1985	1985
Louisiana State	0-3	1984	2006
Totals	1-5-1		

Southland Conference

	W-L-T	First Mtg.	Last Mtg.
Stephen F. Austin	1-0	2006	2006
Totals	0-0		

Sun Belt Conference

	W-L-T	First Mtg.	Last Mtg.
Middle Tennessee	1-0	1999	1999
New Mexico State	31-5-1	1909	1994
North Texas	1-0	2002	2002
Utah State	4-2	1924	1992
Totals	37-7-1		

West Coast Conference

	W-L-T	First Mtg.	Last Mtg.
St. Mary's	1-1	1922	1923
Santa Clara	1-2-1	1922	1946
Totals	2-3-1		

Western Athletic Conference

	W-L-T	First Mtg.	Last Mtg.
Fresno State	0-2	1981	1984
Hawai'i	4-0	1954	1998
Idaho (see Big West)	1-0	2008	2008
Nevada	1-1-1	1924	1941
Rice	0-4	1916	1931
San Jose State	3-1	1965	1985
SMU	1-1	1938	1985
UTEP	38-11-2	1916	2003
Tulsa	0-2	1958	1960
Totals	47-22-3		

All-Time Coaching Records

Coach	Years	W	L	T	Pct.
Stewart F. Forbes	1899	1	1	1	.500
William Skinner	1900-01	7	2	0	.770
Leslie Gillett	1902	5	0	0	1.000
Orin A. Kates	1903-04	5	1	2	.750
William M. Ruthrauf	1905	5	2	0	.714
H.B. Galbreath	1908-09	8	1	0	.889
George F. Shipp	1910-11	8	1	1	.850
Ray L. Quigley	1912	2	1	0	.667
F.A. King	1913	2	2	0	.500
J.F. "Pop" McKale	1914-17, 1919-30	80	32	6	.703
Fred A. Enke	1931	3	5	1	.389
A.W. "Gus" Farwick	1932	4	5	0	.444
G.A. "Tex" Oliver	1933-37	32	11	4	.723
Orian M. Landreth	1938	3	6	0	.333
Miles W. Casteel	1939-42, 1945-48	45	26	3	.628
Robert E. Winslow	1949-51	12	18	1	.403
Warren Woodson	1952-56	26	22	1	.540
Edward A. Doherty	1957-58	4	15	1	.225
Jim LaRue	1959-66	41	37	2	.538
Darrell Mudra	1967-68	11	9	1	.548
Robert W. Weber	1969-72	16	26	0	.381
James C. Young	1973-76	31	13	0	.705
Tony Mason	1977-79	16	18	1	.471
Larry Smith	1980-86	48	28	3	.627
Dick Tomey	1987-2000	95	64	4	.583
John Mackovic	2001-03	10	18	0	.357
Mike Hankwitz	2003 (acting)	1	6	0	.143
Mike Stoops	2004-	33	39	0	.458
Totals	1899-2007	554	409	32	.573

Arizona Coaches By Victories

Coach	Years	W
Dick Tomey	1987-2000	95
J.F. "Pop" McKale	1914-17, 1919-30	80
Larry Smith	1980-86	48
Miles W. Casteel	1939-42, 1945-48	45
Jim LaRue	1959-66	41
Mike Stoops	2004-	33
G.A. "Tex" Oliver	1933-37	32
James C. Young	1973-76	31
Warren Woodson	1952-56	26
Tony Mason	1977-79	16
Robert W. Weber	1969-72	16
John Mackovic	2001-03	10
Mike Hankwitz	2003 (acting)	1

Arizona Coaches, By Winning Percentage

(Minimum Two Seasons Coached)

Coach	Years	W	L	T	Pct.
H.B. Galbreath	1908-09	8	1	0	.889
George F. Shipp	1910-11	8	1	1	.850
William Skinner	1900-01	7	2	0	.770
Orin A. Kates	1903-04	5	1	2	.750
G.A. "Tex" Oliver	1933-37	32	11	4	.723
James C. Young	1973-76	31	13	0	.705
J.F. "Pop" McKale	1914-17, 1919-30	80	32	6	.703
Miles W. Casteel	1939-42, 1945-48	45	26	3	.628
Larry Smith	1980-86	48	28	3	.627
Dick Tomey	1987-2000	95	64	4	.595
Mike Stoops	2004-	33	39	0	.458
John Mackovic	2001-03	10	18	0	.357

Arizona's Winningest Coach

The end of the 2000 season saw **Dick Tomey** resign after 14 years at Arizona. More than two dozen counterparts had coached at the other nine league schools during his tenure. Tomey led Arizona to its two best seasons and left a strong legacy as a coach-educator and the winningest coach in UA history. He later was head coach at San Jose State for five years. At Arizona:

- Nine winning seasons; overall UA Coaching Record: 95-64-4
- Top 10 in career victories by active Division I-A coaches at time
- Pacific-10 Conference Record: 60-49-4
- No. 8 on all-time Pac-10 coaching victories chart at time
- One of four coaches to win 12 games in 85 years of Pac-10
- Pac-10 Coach of the Year, 1992
- 20 All-Americans, 43 first-team All-Pac-10 players; Four Pac-10 POYs
- 1998 Provost Award for Outstanding Teaching
- Graduation Rate of 67 percent in final report; best in Pac-10, 10th in nation
- Seven Bowl Games, four bowl victories
- Arizona's highest national final ranking (No. 4 in 1998)
- AFCA Western Regional Coach of the Year 1982
- Eight Major National Player Awards; Four Morris Trophy winners

2010 Arizona Football

Year-by-Year Coaching Records

Year	Coach	Captain(s)	W-L-T	W-L-T
1899	Stewart F. Forbes	George Parker	0-1	1-0-1
1900	William Skinner	Courtland Day	0-0	3-1
1901	William Skinner	Leslie Gillett	0-0	4-1
1902	Leslie Gillett	Bard Cosgrove	1-0	4-0
1903	Orin A. Kates*	Leo Rosenberg	0-0	2-0
1904	Orin A. Kates	Burrell Hatcher	0-0	3-1-2
1905	Wm. M. Ruthrauff	John Ruthrauff	0-2	5-0
1906	No varsity team*(6)			
1907	No varsity team* (6)			
1908	H.B. Galbreath	Rod Burnham	1-0	4-0
1909	H.B. Galbreath	Thomas Rice	1-1	2-0
1910	George F. Shipp	Charles Roletti	2-0	3-0
1911	George F. Shipp	Cliffe Rolfe	1-1	2-0-1
1912	Ray L. Quigley	Dick Merritt	1-1	1-0
1913	F.A. King	Jay McIntosh	1-2	1-0
1914	J.F. "Pop" McKale	Turner Smith	3-1	1-0
1915	J.F. "Pop" McKale	Wm. Asa Porter	2-3	3-0
1916	J.F. "Pop" McKale	James Hendry	2-3	3-0
1917	J.F. "Pop" McKale	Bill McGowen	2-1	1-1
1918	No Team Fielded, World War I			
1919	J.F. "Pop" McKale	Emzy Lynch	5-1	2-0
1920	J.F. "Pop" McKale	A.L. Slonaker	4-1	2-0
1921	J.F. "Pop" McKale	Walt Wofford	4-2	3-0
1922	J.F. "Pop" McKale	John Hobbs	5-3	1-0
	Bowls: Christmas Classic			
1923	J.F. "Pop" McKale	Marvin Clark	3-3	2-0
1924	J.F. "Pop" McKale	Kirke LaShelle	2-4	0-0
1925	J.F. "Pop" McKale	Charles Gilliland	3-3-1	0-0
1926	J.F. "Pop" McKale	Bob Crouch	4-1-1	1-0
1927	J.F. "Pop" McKale	Martin Gentry	3-2-1	1-0
1928	J.F. "Pop" McKale	Ted Diebold	5-1-2	0-0
1929	J.F. "Pop" McKale	Wendell Acuff	7-1	0-0
1930	J.F. "Pop" McKale	Waldo Dicus, Bill Hargis	6-1-1	0-0

Border Conference

Year	Coach	Captain(s)	All		League	
			W-L	W-L	Place	Place
1931	Fred A. Enke	Horace Collier	3-5-1	1-1-1	2nd	
1932	A.W. "Gus" Farwick	Bill Davies	4-5	3-2	2nd	
1933	G.A. "Tex" Oliver	Clarence Sample	5-3	3-2	3rd	
1934	G.A. "Tex" Oliver	Bud Robinson	7-2-1	2-1-1	3rd	
1935	G.A. "Tex" Oliver	Charles Cochran	7-2	4-0	1st	
1936	G.A. "Tex" Oliver	None	5-2-3	3-0-1	1st	
1937	G.A. "Tex" Oliver	None	8-2	3-1	3rd	
1938	Orian M. Landreth	George Ahee	3-6	0-3	5th	
1939	Miles W. Casteel	Tom Hargis	6-4	1-2	4th	
1940	Miles W. Casteel	John Black	7-2	3-1	2nd	
1941	Miles W. Casteel	Emil Banjavcic	7-3	5-0	1st-T	
1942	Miles W. Casteel	Murl McCain	6-4	4-2	4th	
1943	(No Team Fielded)					
1944	(No Team Fielded)					
1945	Miles W. Casteel	Boyd Morse	5-0	No Conf. Play		
1946	Miles W. Casteel	Virgil Marsh	4-4-2	2-2-1	4th	
1947	Miles W. Casteel	Fred Knez	5-4-1	3-2	4th	
1948	Miles W. Casteel	Art Converse, Harry Varner	6-5	3-2	3rd-T	
	Salad Bowl					
1949	Robert E. Winslow	Max Spilsbury, Roy Rivenburg	2-7-1	2-4	6th	
1950	Robert E. Winslow	Eddie Wolgast	4-6	2-4	6th	
1951	Robert E. Winslow	Bill Glazier, Jim Donarski	6-5	4-3	4th	
1952	Warren Woodson	Jim Donarski, Dick Christiansen	6-4	3-2	3rd	
1953	Warren Woodson	Buddy Lewis	4-5-1	3-1	4th	
1954	Warren Woodson	Buddy Lewis, Glen Bowers	7-3	3-2	4th	
1955	Warren Woodson	Bill Codd, Paul Hatcher	5-4-1	1-2-1	5th	
1956	Warren Woodson	Paul Hatcher, Art Luppino	4-6	1-3	5th	
1957	Edward A. Doherty	Allen Polley, Jack Davis	1-8-1	0-4	6th	
1958	Edward A. Doherty	Ralph Hunsaker	3-7	2-1	DNQ	
1959	Jim LaRue	Gary Cropper, Jim Geist	4-6	1-2	DNQ	
1960	Jim LaRue	Tony Matz	7-3	3-0	DNQ	
1961	Jim LaRue	Bob Garis, Eddie Wilson	8-1-1	(independent)		

Western Athletic Conference

Year	Coach	Captain(s)	All		League	
			W-L	W-L	Place	Place
1962	Jim LaRue	Ken Cook, Howard Breinig	5-5	2-2	2nd	
1963	Jim LaRue	Ted Christy, Gerald Zeman	5-5	2-2	2nd	
1964	Jim LaRue	John Briscoe, Larry Fairholm	6-3-1	3-1	1st-T	
1965	Jim LaRue	Tom Malloy, Woody King, Jim Pazerski	3-7	1-4	6th	
1966	Jim LaRue	Woody King, Roger Calderwood	3-7	1-4	5th	
1967	Darrell Mudra	J. Jones, B. Nemeth, J. Scott	3-6-1	1-4	5th	
1968	Darrell Mudra	Tom Nelson, Mike Moody	8-3	5-1	2nd-T	
	SunBowl					
1969	Robert W. Weber	Charles Duke, Dick Crossman	3-7	3-3	5th	
1970	Robert W. Weber	J. Eggold, W. Lewis, Bill McKinley	4-6	2-4	5th	
1971	Robert W. Weber	Mark Arneson, Charlie McKee	5-6	3-3	3rd	

1972	Robert W. Weber	Game Captains	4-7	4-3	4th
1973	James C. Young	R. Terrell, M. Neal, Jim O'Connor	8-3	6-1	1st-T
1974	James C. Young	Rex Naumetz	9-2	6-1	2nd
1975	James C. Young	Bruce Hill	9-2	5-2	2nd
1976	James C. Young	Obra Erby	5-6	3-4	5th-T
1977	Tony Mason	Jon Abbott	5-7	3-4	5th-T

Pacific-10 Conference

Year	Coach	Captain(s)	All		League	
			W-L	W-L	Place	Place
1978	Tony Mason	Neil Orr, Corky Ingraham	5-6	3-4	6th-T	
1979	Tony Mason	Jim Krohn, Cleveland Crosby	6-5-1	4-3	3rd-T	
	Fiesta Bowl					
1980	Larry Smith	Hubie Oliver	5-6	3-4	6th-T	
1981	Larry Smith	Bob Gareeb	6-5	4-4	6th-T	
1982	Larry Smith	Al Gross	6-4-1	4-3-1	5th	
1983	Larry Smith	Chris Brewer, Ricky Hunley	7-3-1	4-3-1	5th	
1984	Larry Smith	LaMonte Hunley	7-4	5-2	3rd-T	
1985	Larry Smith	Allan Durden	8-3-1	5-2	2nd-T	
	Sun Bowl					
1986	Larry Smith	Byron Evans	9-3	5-3	4th-T	
	Aloha Bowl					
1987	Dick Tomey	C. Cecil, R. Kindred, K. McKinney, C. Webb	4-4-3	2-3-3	7th	
1988	Dick Tomey	J. DeBow, B. Henke, J. Tofflemire, B. Holley	7-4	5-3	3rd-T	
1989	Dick Tomey	Kevin Singleton	8-4	5-3	2nd-T	
	Copper Bowl					
1990	Dick Tomey	G. Coston, K. Singleton, D. Lewis, R. Warren	7-5	5-4	5th	
	Eagle Aloha Bowl					
1991	Dick Tomey	J. Fina, C. Gilbert, B. Roland	4-7	3-5	6th-T	
1992	Dick Tomey	G. Malauulu, T. Parten, R. Maddox, H. Bray	6-5-1	4-3-1	5th	
	Hancock Sun Bowl					
1993	Dick Tomey	B. Johnson, J. Phillips, B. Boyer	10-2	6-2	1st-T	
	Fiesta Bowl					
1994	Dick Tomey	W. Smith, S. Harris, O. Carter, S. McLaughlin	8-4	6-2	2nd-T	
	Freedom Bowl					
1995	Dick Tomey	T. Bruschi, B. Sanders, D. White	6-5	4-4	5th-T	
1996	Dick Tomey	J. Salave'a, A. Williams, R. Dice	5-6	3-5	5th-T	
1997	Dick Tomey	R. James, J. Sprotte, R. Williams	7-5	4-4	5th-T	
	Insight.com Bowl					
1998	Dick Tomey	K. Eafon, B. Baker, C. McAlister	12-1	7-1	2nd	
	Holiday Bowl					
1999	Dick Tomey	M. Bell, D. Polk, K. Smith	6-6	3-5	6th-T	
2000	Dick Tomey	A. Koch, J. Tafoya, O. Jenkins	5-6	3-5	5th-T	
2001	John Mackovic	S. Grace, B. Nash, A. Thomas	5-6	2-6	8th	
2002	John Mackovic	Briggs, Makoa Freitas, J. Johnson, Wade, Worcester	4-8	1-7	9th	
2003	Mack./Hankwitz	R. Sampay, C. Hardt, G. Love	2-10	1-7	10th	
2004	Mike Stoops	M. Bell, Brooks, C. Williams, Torrey, Fraser, Fleming	3-8	2-6	8th	
2005	Mike Stoops	M. Bell, Brooks, G. Harris, K. Lefotu	3-8	2-6	8th	
2006	Mike Stoops	A. Cason, S. Steptoe, S. Larsen, M. Johnson	6-6	4-5	5th-T	
2007	Mike Stoops	Cason, Larsen, Britton, Tuitama, A. Johnson	5-7	4-5	6th	
2008	Mike Stoops	Britton, Ness, Palmer, Thomas, Tuitama	5-4	5th		
	Las Vegas Bowl					
2009	Mike Stoops	Mitchell, T. Turner, Nelson, Baxter	8-5	6-3	2nd	
	Holiday Bowl					

*No varsity games played. Number in parenthesis represents prep games played.
#Played season as an independent.; DNQ-Did not play enough games to qualify for conference championship.

Conference Affiliation Notes...

Arizona's first conference affiliation was with the **Border Intercollegiate Athletic Conference**, founded in 1931. Charter members were Arizona, Arizona State Teachers College-Flagstaff (now NAU), Arizona State Teachers College-Tempe (now ASU), New Mexico and New Mexico A&M (now New Mexico State). Subsequent additions were Texas Tech (1932-35), Texas Mines (now UTEP, 1935-61), Hardin-Simmons (1941-61) and West Texas Teachers College (now West Texas A&M, 1941-61). The league was disbanded in 1961... Arizona played as an independent in 1961, transitioning to membership in the **Western Athletic Conference**, which began in July 1962. Charter members were Arizona, Arizona State, Utah, New Mexico, Brigham Young and Wyoming. In 1967 UTEP and Colorado State joined. Arizona and ASU departed for the Pacific-10 Conference beginning with the 1978 football season, joining California, UCLA, USC, Stanford, Oregon, Oregon State, Washington and Washington State. **Colorado and Utah** accepted invitations to join the league in June 2010 and will commence play in 2011 or 2012.

2010 Arizona Football

All-Time Assistant Football Coaches

Following is the list of Arizona assistant football coaches, largely from 1959 to the present. The names in parentheses indicate the head coach during each assistant's tenure. Modern-day graduate assistants and part-time coaches are not listed. Individuals who served as head freshman coach are listed as assistants.

(Current staff in bold face; unit assignment noted where known)

- Duane Akina, 1987-2000 (Dick Tomey) Defense and offense OC/DC
- Pete Alamar, 1995-1999 (Dick Tomey) Offense
- Chris Allen, 1980-86 (Larry Smith) Defense
- Chuck Amato, 1980-81 (Larry Smith) Defense
- Norm Andersen, 1992-93 (Dick Tomey) Offense
- Moe Ankney, 1980-85 (Larry Smith) Defense DC
- Steve Axman, 1980-84 (Larry Smith) Offense OC
- Bob April, 1980-86 (Larry Smith) Defense
- Dino Babers, 1995-2000 (Dick Tomey) Offense OC
- Mike Barry, 1980-83 (Larry Smith) Offense
- Bill Baker, 1971-72 (Bob Weber) Offense
- John Baxter, 1990-91 (Dick Tomey) Specialty
- **Bill Bedenbaugh, 2007- (Mike Stoops) Offense OC**
- Bill Belknap, 1968-74 (Darrell Mudra, Bob Weber, Jim Young) Offense
- Gary Bernardi, 1983-86 (Larry Smith) Offense
- Steve Bernstein, 2001-03 (John Mackovic/Mike Hankwitz) Defense
- John Black, 1945-48 (Miles Casteel)
- Bob Bockrath, 1973-76 (Jim Young) Offense
- Mike Borich, 2003 spring (John Mackovic) Offense
- Jay Boulware, 2001-03 (John Mackovic/Mike Hankwitz) Offense
- Craig Bray, 2003 (John Mackovic) Defense
- Clarence Brooks, 1990-92 (Dick Tomey) Offense
- **Greg Brown, 2010- Mike Stoops Defense DC**
- Bob Bryant, 1950-51 (Bob Winslow)
- Charlie Camp, 2002 (John Mackovic) Defense
- Mike Canales, 2004-06 (Mike Stoops) Offense OC
- Gerald Carr, 1991 (Dick Tomey) Offense
- Ed Cavanaugh, 1959-66 (Jim LaRue)
- **Garret Chachere, 2009- (Mike Stoops) Offense**
- Marvin Clark, 1926 (J.F. McKale)
- Carl Cooper, 1954-64 (W. Woodson, E. Doherty, J. LaRue)
- Vaughn Corley, 1947-48 (Miles Casteel)
- Ortis Cromwell, 1950-51 (Bob Winslow)
- Ed Cusick, 1923 (J.F. McKale)
- Tom Cusick, 1926 (J.F. McKale)
- Bob Davie, 1979 (Tony Mason) Defense
- Walter Davis, 1924-25 (J.F. McKale)
- Mike Deal, 2003 (John Mackovic/Mike Hankwitz) Offense OC
- Charlie Dickey, 1992-2000 (D. Tomey), 2001-03 (Mackovic) Offense
- Dana Dimel, 2005-09 (Mike Stoops) Offense
- Rick Dykes, 2001-02 (John Mackovic) Offense
- Sonny Dykes, 2007-10 (Mike Stoops Offense OC)
- Rich Ellerson, 1992-95, 1997-2000 (Dick Tomey) Defense DC
- Kasey Dunn, 2004-06 (Mike Stoops) Offense
- Fred A. Enke, 1925-30, 1932-42, 1945-51 (J.F. McKale, Gus Farwick,
- Tex Oliver, Orian Landreth, Miles Casteel, Robert Winslow)
- Dave Fagg, 1987-89 (Dick Tomey) Offense
- Leo Felner, 1969-71 (Bob Weber)
- Gene Fetter, 1857-58 (Ed Doherty)
- Mike Flores, 1990-91 (Dick Tomey) Offense
- Sailor Forch, 1925 (J.F. McKale)
- John Ford, 1952-58 (Warren Woodson, Ed Doherty)
- Buddy Geis, 1975-76 (Jim Young)
- Fred Glick, 1969-72 (Bob Weber) Defense
- Gary Glick, 1972 (Bob Weber) Offense
- Mike Gottfried, 1977 (Tony Mason) Offense
- Ben Griffith, 1987-88 (Dick Tomey) Offense OC
- Jeff Green, 1974-76 (Jim Young) Offense
- Gary Grouwinkel, 1967 (Darrell Mudra)
- Ken Gregory, 1966 (Jim LaRue)
- **Jeff Hammerschmidt, 1993-95 (Dick Tomey); 08- (Stoops) Defense SC**
- Mike Hankwitz, 1973-76 (Jim Young); 2003 (John Mackovic-5 games) DC
- Jeff Hecklinski, 2003 (John Mackovic/Mike Hankwitz) Offense
- Robert Herwig, 1952-53 (Warren Woodson)
- Josh Heupel, 2005 (Mike Stoops) Offense
- Pat Hill, 1990-91 (Dick Tomey) Offense OC
- Van Howe, 1956-60 (W. Woodson, Ed Doherty, Jim LaRue)
- Rob Ianello, 1993-2000 (Dick Tomey), 2001-02 (John Mackovic) Offense
- Arnold Jeter, 1987-88 (Dick Tomey) Defense
- Wayne Jones, 1977-78 (Tony Mason) Offense

- Jack Jordan, 1978-79 (Tony Mason) Offense
- Floyd Keith, 1983 (Larry Smith) Offense
- Bobby Kennedy, 2001 (John Mackovic) Defense
- **Tim Kish, 2004- (Mike Stoops) Defense DC**
- Ed Linta, 1960-61 (Jim LaRue)
- Charlie Lee, 1974-76 (Jim Young) Offense
- **Seth Littrell, 2009- (Mike Stoops) Offense OC**
- Lawrence Livingston, 2000 (Dick Tomey) Offense
- Marty Long, 1996-2000 (Dick Tomey), 2001-03 (Mackovic) Defense
- Marc Lunsford, 1983-00 (Larry Smith to '86; Dick Tomey) Offense
- Johnnie Lynn, 1988-93 (Dick Tomey) Defense
- Larry Mac Duff, 1987-96 (Dick Tomey), 2001-02 (Mackovic) Defense DC
- John Mackovic, 1973-76 (Jim Young) Offense
- Ned Matthews, 1949-51 (Bob Winslow)
- John Matsko, 1986 (Larry Smith) Offense
- Ron Marciniak, 1959-66 (Jim LaRue)
- Ron McBride, 1987-89 (Dick Tomey) Offense
- Cecil (Cece) McGehee, 1967-70 (Darrell Mudra, Bob Weber)
- J.F. McKale, 1935-36 (Gus Farwick, Tex Oliver)
- Tom Morgan, 1966 (Jim LaRue)
- Carl Mullenix, 1949 (Bob Winslow)
- **Dave Nichol, 2008- (Mike Stoops) Offense**
- Bob Palcic, 1984-85 (Larry Smith) Offense
- Sam Papalii, 1987-88 (Dick Tomey) Offense
- Willie Peete, 1971-82 (Weber, Young, Mason, Smith) Offense
- Scott Pelluer, 2001-02 (John Mackovic) Defense
- James Pierce, 1922 (J.F. McKale)
- Asa Porter, 1920 (J.F. McKale)
- Royal (Sharkey) Price, 1964-76 (LaRue, Mudra, Weber, Young) Defense
- Chuck Purvis, 1969-70 (Bob Weber)
- Phil Ramsey, 1962-63 (Jim LaRue)
- Tom Reed, 1973 (Jim Young) Defense
- Braham (Bud) Robinson, 1939-42, 1945-48 (Miles Casteel)
- Joe Robinson, 2004-07 (Mike Stoops) Defense
- Randy Robbins, 2000 (Dick Tomey) Defense
- Mose Rison, 2003 (John Mackovic/Mike Hankwitz) Offense
- Tom Roggeman, 1977-79, 1982-86 (Tony Mason, Larry Smith) Defense
- Jake Rowden, 1959-66 (Jim LaRue)
- Keith Rowen, 1979-82 (Tony Mason, Larry Smith) Offense
- Frank Sancet, 1949-55 (Bob Winslow, Warren Woodson)
- **Frank Scelfo, 2010- (Mike Stoops) Offense**
- Ray Shackelford, 1964-65 (Jim LaRue)
- Bob Shaw, 1977-79 (Tony Mason) Defense
- William (Rip) Scherer, 1989-90 (Dick Tomey) Offense OC
- Clarence Shelmon, 1984-86 (Larry Smith) Defense
- Karl Singer, 1977-79 (Tony Mason) Defense
- Louis Slonaker, 1922-23 (J.F. McKale)
- Homer Smith, 1996-97 (Dick Tomey) Offense
- Larry Smith, 1973-75 (Jim Young) Defense
- Michael Smith, 2007-09 (Mike Stoops) Offense
- Richard Smith, 1987 (Dick Tomey) Defense
- Terry Snowday, 1926 (J.F. McKale)
- Jim Speight, 1962-63 (Jim LaRue)
- Max Spillsbury, 1955 (Warren Woodson)
- Steve Spurrier Jr., 2004 (Mike Stoops)
- Hank Stanton, 1952-54 (Warren Woodson)
- Mark Stoops, 2004-09 (Mike Stoops) Defense DC
- Bob Svob, 1941, 1947-48 (Miles Casteel)
- Roy Tatum, 1956-66, 1971-72 (Woodson, Doherty, LaRue, Weber)
- **Mike Tuiasosopo, 2004- (Mike Stoops) Defense**
- Bob Valesente, 1977-79 (Tony Mason) Defense
- Charlie Vasser, 1952-54 (Warren Woodson)
- Elmer Vickers, 1939-40 (Miles Casteel)
- Don Vosburg, 1949-51 (Bob Winslow)
- Bob Wagner, 1998-2000 (Dick Tomey) Defense
- Walt Weaver, 1967-68 (Darrell Mudra)
- Bob Weber, 1967-68 (Darrell Mudra)
- George Werner, 1972 (Bob Wever)
- Charlie Williams, 2004-06 (Mike Stoops) Offense
- Ted Williams, 1994 (Dick Tomey) Offense
- Eddie Wilson, 1967-71 (Darrell Mudra, Bob Weber) Offense
- Vane Wilson, 1952 (Warren Woodson)
- Eric Wolford, 2004-06 (Mike Stoops) Offense
- Jeff Woodruff, 1998-99 (Dick Tomey) Offense
- Kevin Wolthausen, 1985-86 (Larry Smith) Defense
- Darrell Wyatt, 2007 (Mike Stoops) Offense
- Tony Yelovich, 1977-79 (Tony Mason) Offense
- Jim Young, 1992-94 (Dick Tomey) Offense OC
- Ed Zaunbrecher, 1975-76 (Jim Young) Offense
- Lou Zarza, 1939-42 (Miles Casteel)

2010 Arizona Football

Arizona Football Year-by-Year Scores

*home games

1899 (1-1-1)

Coach Stuart F. Forbes
Captain G. Parker

0.....Tucson Town*.....0
2.....Arizona State*.....11
22.....Tucson Indians*.....5

1900 (3-1)

Coach William Skinner
Captain C. Day

34.....Tucson Indians*.....0
45.....City of Indians*.....0
52.....Tucson Indians*.....0
0.....Phoenix Indians.....6

1901 (4-1)

Coach William Skinner
Captain Leslie Gillett

22.....Tucson Indian Sch.*.....0
47.....Tucson Indian Sch.*.....6
40.....Tucson Indian Sch.*.....0
0.....Phoenix Indian Sch.....13
6.....Phoenix Indian Sch.*.....0

1902 (5-0)

Coach Leslie Gillett
Captain Bard L. Cosgrove

17.....Tucson Indian Sch.*.....0
43.....Tucson Indian Sch.*.....0
28.....Fort Grant*.....0
12.....Arizona State*.....0
34.....Ft. Huachuca @ Naco..0

1903 (2-0)

Coach Orin A. Kates
Captain Leo Rosenberg

28.....Tucson Indian Sch.*.....0
21.....Tucson Indian Sch.*.....10

1904 (3-1-2)

Coach Orin A. Kates
Captain B. Hatcher

0.....Tucson Indian Sch.*.....0
6.....Tucson Indian Sch.*.....5
0.....Phoenix H.S.....37
26.....Tucson Indian Sch.*.....0
28.....Tucson Indian Sch.*.....0
6.....Tombstone*.....6

1905 (4-2)

Coach W.M. Ruthrauff
Captain John Ruthrauff

34.....Phoenix Indian Sch.*.....0
6.....Tucson Indian Sch.*.....0
22.....Tucson Indian Sch.*.....0
17.....Tombstone.....0
5.....Pomona.....41
0.....Loyola(Calif.)#.....55

#First night game

1906 No Team Fielded

1907 No Team Fielded

1908 (5-0)

Coach H.B. Galbraith
Captain R. Burnham

27.....Tucson Indians*.....0
43.....Tucson Indians*.....0
36.....Tucson Athletic*.....0
20.....Tucson Indians*.....0
10.....New Mexico.....5

1909 (3-1)

Coach H.B. Galbraith
Captain T. Rice

33.....Ft. Huachuca*.....0
6.....New Mexico St.....0
21.....Prescott H.S.*.....0
11.....New Mexico*.....23

1910 (5-0)

Coach George F. Shipp
Captain C. Roletti

21.....Tucson H.S.*.....0
29.....El Paso Military*.....0
18.....New Mexico St.*.....2
1.....New Mexico(default).....0
18.....Tucson H.S.....6

1911 (3-1-1)

Coach George F. Shipp
Captain C. Rolfe

6.....New Mexico.....0
0.....New Mexico St.....3
5.....El Paso Military.....0
0.....Tucson H.S.*.....0
5.....Tucson H.S.*.....0

1912 (2-1)

Coach R.L. Quigley
Captain R. Merritt

19.....Tucson H.S.*.....0
14.....New Mexico St.....21
22.....New Mexico.....9

1913 (2-2)

Coach Frank A. King
Captain J. McIntosh

6.....New Mexico St.....12
13.....Phoenix Indians*.....0
0.....Occidental*.....27
7.....New Mexico.....3

1914 (4-1)

Coach J.F. McKale
Captain T. Smith

21.....Douglas YMCA*.....0
34.....Arizona State*.....0
0.....Occidental.....14
10.....New Mexico St.....0
7.....Pomona*.....6

1915 (5-3)

Coach J.F. McKale
Captain W. Porter

14.....Douglas YMCA.....0
7.....Arizona State*.....0
7.....Pomona.....3
56.....Phoenix Indian Sch.*.....0
49.....22nd Inf. (Douglas)*.....0
0.....New Mexico St.....3
0.....Western New Mexico.....6
0.....Whittier*.....22

1916 (5-3)

Coach J.F. McKale
Captain J. Hendry

16.....Douglas YMCA.....0
29.....22nd Inf. (Douglas)*.....0
10.....Whittier.....26
41.....Texas El Paso*.....0
55.....Phoenix Indians*.....0
73.....New Mexico St.*.....0
16.....Rice.....47
7.....USC @ Phoenix.....20

1917 (3-2)

Coach J.F. McKale
Captain J.B. McGowan

6.....USC.....31
26.....New Mexico St.....7
41.....U.S. Field Artillery*.....0
0.....Camp Harry Jones Officers*.....3
45.....Whittier.....0

1918 No Team Fielded

1919 (7-1)

Coach J.F. McKale
Captain E. Lynch

59.....Arizona State*.....0
60.....Phoenix Indians*.....0
20.....Soldiers*.....0
33.....New Mexico State.....0
1.....Whittier (default).....0
7.....Pomona*.....19
46.....Texas El Paso*.....0
27.....Occidental*.....0

1920 (6-1)

Coach J.F. McKale
Captain A.L. Slonaker

51.....Phoenix Indians*.....20
167.....Camp Harry Jones*.....0
60.....Texas El Paso.....7
41.....New Mexico St.*.....0
0.....Pomona.....31
28.....New Mexico*.....7
34.....Redlands*.....0

1921 (7-2)

Coach J.F. McKale
Captain W. Wofford

84.....Bisbee Legion*.....13
75.....Phoenix Indians*.....0
13.....Texas A & M.....17
74.....Texas El Paso*.....0
31.....New Mexico St.....0
24.....New Mexico.....0
110.....N.M. Military J.C.*.....0
7.....Whittier*.....0

East-West Christmas Classic Bowl, San Diego (Dec. 26)

0.....Centre (Ky.).....38

1922 (6-3)

Coach J.F. McKale
Captain J. Hobbs

19.....Phoenix Indians*.....0
0.....USC.....15
7.....Santa Clara.....8
21.....New Mexico St.*.....7
20.....St. Mary's (Ca.)*.....3

10.....New Mexico*.....0
7.....Rice.....14
18.....Texas El Paso.....0
7.....Utah State @ Phoenix.6

1923 (5-3)

Coach J.F. McKale
Captain J. Clark

48.....Phoenix Indians*.....0
19.....Phoenix J.C.*.....13
12.....Texas El Paso*.....7
20.....St. Mary's (Ca.).....22
14.....New Mexico.....7
7.....UC Davis @ Phoenix..9
6.....USC.....69
20.....Santa Clara*.....0

1924 (2-4)

Coach J.F. McKale
Captain K. LaShelle

0.....USC.....29
7.....Utah.....32
7.....New Mexico St.*.....0
14.....Nevada Reno.....23
0.....New Mexico*.....3
12.....UC Davis*.....6

1925 (3-3-1)

Coach J.F. McKale
Captain C. Gilliland

13.....Arizona State*.....3
0.....Utah*.....9
0.....USC.....56
33.....New Mexico St.*.....0
24.....New Mexico.....0
0.....Texas.....20
0.....Nevada Reno*.....0

1926 (5-1-1)

Coach J.F. McKale
Captain R. Crouch

54.....Phoenix J.C.*.....0
35.....Arizona State*.....0
7.....New Mexico St.....0
16.....Whittier*.....6
21.....New Mexico*.....0
7.....Occidental+.....9
3.....Colorado State*.....3

+L.A. Memorial Coliseum

1927 (4-2-1)

Coach J.F. McKale
Captain M. Gentry

14.....Occidental*.....14
19.....Texas El Paso.....6
65.....Eastern Arizona JC*.....0
33.....New Mexico St.*.....6
6.....New Mexico.....7
16.....UCLA*.....13
12.....Whittier*.....13

1928 (5-1-2)

Coach J.F. McKale
Captain T. Diebold

7.....UCLA.....7
13.....Pomona*.....6
39.....Arizona State.....0
12.....Texas El Paso.....6
6.....New Mexico*.....6
7.....USC.....78
40.....New Mexico St.*.....0
28.....Whittier*.....7

1929 (7-1)

Coach J.F. McKale
Captain W. Acuff

16.....Occidental+.....7
35.....Cal Tech+++.....0
19.....Texas El Paso.....0
28.....New Mexico St.*.....0
26.....Arizona State*.....0
12.....Pomona @ Phoenix.15
6.....New Mexico.....0
40.....Whittier*.....0

+Played in Rose Bowl, night

++First game in Arizona Stadium

1930 (6-1-1)

Coach J.F. McKale
Captain W. Dicus & W. Hargis

26.....Cal Tech+.....12
0.....Rice.....21
6.....Arizona State*.....0
21.....Occidental @ Phoenix0
20.....Pomona*.....0
0.....Texas El Paso.....0
33.....New Mexico*.....0
16.....Colorado State*.....0

+Played in Rose Bowl, night

1931 (3-5-1)

Coach Fred Enke
Captain H. Collier

0.....San Diego State*#.....8
19.....Pomona*.....0
0.....Oklahoma St.....31
0.....Rice*.....32
6.....Arizona State.....19
19.....Northern Arizona.....12
7.....New Mexico.....13
14.....DePaul*.....7
7.....Colorado*.....27

#First night game in Arizona Stadium 1932 (4-5)

Coach A.W. Farwick
Captain W.W. Davies

19.....Occidental#.....0
6.....Loyola (Calif)*.....33
12.....New Mexico St.*.....7
0.....Texas Tech.....21
20.....Arizona State.....6
6.....Northern Arizona@Phoenix7
13.....New Mexico*.....6
0.....San Diego St.....13
6.....Oklahoma State.....13

Played in Rose Bowl, night

1933 (5-3)

Coach G.A. Oliver
Captain C. Sample

18.....Occidental*.....0
13.....Loyola (Calif).....14
0.....Texas Tech*.....7
6.....New Mexico State.....0
24.....Northern Arizona*.....0
0.....New Mexico.....7
26.....Arizona State.....7
26.....Whittier*.....0

1934 (7-2-1)

Coach G.A. Oliver
Captain B. Robinson

7.....San Diego St.*.....0
7.....Colorado St.....3
14.....Whittier.....7
0.....Loyola (Calif)*.....6
0.....New Mexico St.*.....0
14.....New Mexico*.....0
26.....Oklahoma City U.....6
32.....Arizona State*.....6
7.....Texas Tech*.....13
31.....Pacific @ Phoenix.....7

1935 (7-2)

Coach G.A. Oliver
Captain C. Cochran

26.....Arizona State*.....0
7.....Centenary.....14
45.....Whittier*.....0
6.....Loyola (Calif).....13
9.....New Mexico State*.....6
27.....Oklahoma City U*.....0
7.....Texas Tech.....6
38.....New Mexico.....6
53.....Drake*.....0

1936 (5-2-3)

Coach G.A. Oliver
Captain None

32.....Brigham Young *.....6
6.....Utah.....14
18.....Arizona State.....0
13.....Centenary*.....13
28.....New Mexico State*.....7
0.....Kansas.....0
28.....New Mexico*.....0
0.....Michigan State.....7
58.....Wyoming* @ Phoenix.....0
7.....Texas Tech*.....7

1937 (8-2)

Coach G.A. Oliver
Captain None

20.....Arizona State*.....6
22.....Oklahoma State* @ Phoenix13
0.....Texas Tech.....20
13.....Centenary*.....18
27.....New Mexico State*.....12
13.....Loyola (Calif).....6
23.....New Mexico.....0
9.....Kansas*.....7
47.....Colorado State U*.....0
20.....Oregon*.....6

1938 (3-6)

Coach Orin M. Landreth
Captain G. Ahee

7.....SMU.....29
6.....New Mexico State*.....7
0.....Santa Clara* @ Phoenix.27
14.....Loyola (Calif).....12
7.....New Mexico*.....20
7.....Centenary.....6

2010 Arizona Football

14 Texas El Paso*	26
20 Marquette*	12
0 Montana*	7

1939 (6-4)

Coach Miles W. Casteel		
Captain T. Hargis		
21 Pomona*	0
0 Minnesota	62
20 New Mexico St.*	3
6 Marquette	13
7 Centenary*	0
6 Texas El Paso	14
12 Pacific*	7
6 New Mexico	7
6 Montana*	0
25 Loyola (Calif) @ Phoenix 7	

1940 (7-2)

Coach Miles W. Casteel		
Captain J. Black		
41 Northern Arizona*	0
41 New Mexico St.*	0
0 Utah	24
29 Centenary*	6
24 Oklahoma St* @ Phoenix 0	
20 Texas El Paso	13
20 Loyola (Calif)	13
12 New Mexico*	13
17 Marquette*	14

1941 (7-3)

Coach Miles W. Casteel		
Captain E. Banjavacic		
7 Notre Dame	38
47 New Mexico State*	0
26 Nevada Reno*	7
31 New Mexico	6
20 Arizona State	7
33 Texas El Paso*	14
41 Northern Arizona*	0
14 Oklahoma State*	41
28 Kansas State*	21
6 Utah*	12

1942 (6-4)

Coach Miles W. Casteel		
Captain M. McCain		
53 New Mexico State*	0
14 Utah*	0
23 Arizona State	0
20 Oklahoma State*	6
0 Marquette	39
26 Hardin Simmons*	34
14 New Mexico*	13
19 Texas El Paso	7
7 Texas Tech*	13
13 2nd Air Force*	27

1943 No Football (World War II)

1944 No Football

1945 (5-0)

Coach Miles W. Casteel		
Captain B. Morse		
52 Northern Arizona*	6
46 San Diego State	0
30 Williams Field*	0
37 Cal Poly-SLO*	6
28 San Diego State*	0

1946 (4-4-2)

Coach Miles W. Casteel		
Captain V. Marsh		
0 Marquette	20
8 Hardin Simmons*	19
21 Santa Clara*	21
13 New Mexico	13
0 Texas Tech*	16
28 Kansas State*	7

1947 (5-4-1)

Coach Miles W. Casteel		
Captain F. Knez		
27 Wyoming*	7
40 Montana*	7
7 Hardin Simmons	35
14 Texas El Paso	13
22 New Mexico*	12
28 Texas Tech	41
26 Arizona State	13
21 Marquette*	39
28 Kansas*	54
20 Utah*	20

1948 (6-5)

Coach Miles W. Casteel		
Captain H. Varner & A. Converse		
14 San Diego State*	6
14 Utah	47

20 Hardin Simmons*	14
7 Michigan State	61
0 Texas Tech*	31
33 Arizona State*	21
14 New Mexico	6
14 Texas El Paso*	25
14 Iowa State*	7
24 Marquette @ Phoenix	14

Salad Bowl, Phoenix (Jan, 1, 1949)

13 Drake	14
----	-------------	----

1949 (2-7-1)

Coach Bob Winslow		
Captain M. Spilsbury & R. Rivenburg		
40 New Mexico State*	7
12 Utah*	12
0 Hardin Simmons	35
0 Texas El Paso*	28
7 Texas Tech	27
6 Denver	20
46 New Mexico*	14
7 Arizona State	34
0 Michigan State*	75
0 Kansas*	46

1950 (4-6)

Coach Bob Winslow		
Captain E. Wolgast		
26 West Texas*	34
14 Utah	27
32 Hardin Simmons*	28
13 Texas El Paso	14
25 Colorado	28
19 Denver*	14
38 New Mexico	0
13 Arizona State*	47
7 Texas Tech*	39
27 Iowa State*	26

1951 (6-5)

Coach Bob Winslow		
Captain J. Donarski & B. Glazier		
67 New Mexico State*	13
7 Utah*	27
21 Oregon	39
28 West Texas*	13
19 Texas El Paso*	15
0 Texas Tech	41
32 New Mexico*	20
14 Arizona State	61
13 Idaho*	6
13 Hardin Simmons	14
32 Hawaii	21

1952 (6-4)

Coach Warren Woodson		
Captain J. Donarski & R. Christiansen		
57 Hawaii*	7
62 New Mexico State*	12
27 Utah	0
19 Colorado*	34
7 Marquette	37
13 Hardin Simmons*	12
13 New Mexico	7
18 Arizona State*	20
55 Texas El Paso	7
14 Texas Tech	19

1953 (4-5-1)

Coach Warren Woodson		
Captain B. Lewis		
7 Utah	28
14 Colorado	20
46 New Mexico State*	7
20 New Mexico*	0
0 Marquette*	14
39 West Texas*	6
27 Texas Tech	52
20 Texas El Paso*	28
26 Kansas State*	26
35 Arizona State#	0

#First TV game, statewide

1954 (7-3)

Coach Warren Woodson		
Captain B. Lewis & G. Bowers		
58 New Mexico State*	0
54 Utah	20
18 Colorado*	40
35 Idaho*	13
41 New Mexico	7
48 West Texas*	12
14 Texas Tech*	28
21 Texas El Paso	41
54 Arizona State*	14
42 Wyoming*	40

1955 (5-4-1)

Coach Warren Woodson		
Captain P. Hatcher & W. Codd		
20 Colorado State*	7
0 Colorado	14

47 Idaho*	14
20 West Texas*	20
0 Texas El Paso*	29
27 Oregon*	46
7 Texas Tech	27
29 Montana*	0
27 New Mexico*	6
7 Arizona State	6

1956 (4-6)

Coach Warren Woodson		
Captain P. Hatcher & A. Luppino		
27 Montana @ Phoenix	12
20 Wyoming*	26
60 South Dakota State*	0
7 Utah State*	12
6 Texas El Paso	28
26 New Mexico	12
7 Texas Tech*	21
20 West Texas*	13
0 Arizona State*	20
7 Colorado*	38

1957 (1-8-1)

Coach Ed Doherty		
Captain A. Polley & J. Davis		
14 Brigham Young*	14
13 Missouri	35
14 Colorado	34
0 New Mexico*	27
6 Texas Tech*	28
20 West Texas*	21
20 Hardin Simmons*	28
14 Texas El Paso*	51
17 Marquette*	14
7 Arizona State	47

1958 (3-7)

Coach Ed Doherty		
Captain R. Hunsaker		
7 Utah State*	6
0 Iowa State*	14
0 Tulsa	34
12 Colorado*	65
13 New Mexico	33
16 Idaho*	24
15 West Texas*	8
6 Texas Tech	33
14 Texas El Paso	12
0 Arizona State*	47

Largest Crowds For Arizona Road Games

Attend.	Year-	@Opponent
104,913	1978-	Michigan (L, 17-21)
97,168	1999-	Penn State (L, 41-7)
92,743	1991-	Ohio State (L, 14-38)
92,221	2006-	LSU (L, 3-45)
91,152	1997-	Ohio State (L, 20-26)
84,671	2007-	USC (L 13-20)
83,753	2009-	USC (W, 21-17)
80,386	1970-	Michigan (L, 9-20)
80,167	2005-	USC (L, 9-49)
78,582	2003-	Wisconsin (L, 10-31)

Some Historical Notes...

...Key dates in early Arizona football include the first collegiate game, against Arizona State on Thanksgiving Day in 1899, Nov. 22, when the Territorial Cup was first awarded... Another is Dec. 26, 1921, UA's first bowl appearance in the East-West Christmas Bowl in San Diego... The first game in Arizona Stadium was played against Cal Tech on Oct. 12, 1929... The first night game was against San Diego State in September 1931...

...The war years in 1943 and 1944 were not much different for Arizona than some teams nationally, with no football played. Half of the teams in final AP poll of 1943 included service teams and the service academies. There were five bowls after the 1944 season – the Rose, Orange, Cotton, Sugar and Sun. ...Some years later, the UA Student Union Memorial Building incorporated the bell from the U.S.S. Arizona, sunk during the Japanese attack on Pearl Harbor on Dec. 7, 1941. An electronic rendition of the bell still tolls every 15 minutes during the day from speakers atop the UA Administration Building...

...1958 was the first year of Arizona's pending transition to the Western Athletic Conference, with it not playing enough league games (3) to qualify for the Border Conference title. That situation lasted through 1960, and Arizona played officially as an independent in 1961 before beginning WAC play in 1962...

...Arizona's first televised game was broadcast statewide on Nov. 28, 1953, with the Cats at Arizona State. The game was not a network telecast...

...Arizona will play its 1000th game at Washington State in 2010...

University of Arizona Athletics Directors

Orin Kates	1904-1912
Raymond Leamore Quigley	1912-13
J.F. "Pop" McKale	1914-57
Joseph Picard	1957-58
M.R. "Dick" Clausen	1958-72
David H. Strack	1972-82
Billy Joe Varney (acting '82)	July –Sept.
Cedric W. Dempsey	1982-93
Jim Livengood	1994-2009
Rocky LaRose (acting '10)	Jan-March
Greg Byrne	2010-

2010 Arizona Football

1959 (Won 4, Lost 6)

Coach Jim LaRue • Captains James Geist, Gary Cropper					
Sept. 19	L	14-18	Brigham Young	Tucson	21,481
Sept. 26	W	7-6	West Texas State	Canyon, Texas	8,500
Oct. 3	W	16-14	Idaho	Tucson	19,263
Oct. 17	L	7-28	New Mexico	Tucson	25,870
Oct. 24	L	0-18	Colorado	Tucson	20,076
Oct. 31	L	6-54	Utah	Salt Lake City, Utah	11,000
Nov. 7	W	30-26	Texas Tech	Tucson	12,759
Nov. 14	L	15-22	Air Force Academy	Boulder, Colo.	10,500
Nov. 21	W	14-10	Texas-El Paso	Tucson	19,062
Nov. 28	L	9-15	Arizona State	Tempe, Ariz.	32,500

1960 (Won 7, Lost 3)

Coach Jim LaRue • Captain Tim Matz					
Sept. 24	L	3-13	Utah	Tucson	24,595
Oct. 1	W	21-19	Wyoming	Tucson	20,167
Oct. 8	L	16-35	Colorado	Boulder, Colo.	34,152
Oct. 15	L	16-17	Tulsa	Tucson	23,525
Oct. 22	W	26-14	New Mexico	Albuquerque, N.M.	14,726
Oct. 29	W	21-14	West Texas State	Tucson	23,999
Nov. 5	W	32-3	Idaho	Tucson	17,131
Nov. 12	W	28-14	Texas-El Paso	El Paso, Texas	10,500
Nov. 19	W	35-16	Kansas State	Tucson	20,814
Nov. 26	W	35-7	Arizona State	Tucson	25,793

1961 (Won 8, Lost 1, Tied 1)

Coach Jim LaRue • Captains Eddie Wilson, Bob Garis					
Sept. 23	W	28-6	Colorado State	Tucson	25,083
Sept. 30	T	14-14	Nebraska	Lincoln, Neb.	34,721
Oct. 7	W	53-7	Hardin-Simmons	Tucson	24,453
Oct. 14	W	15-6	Oregon	Portland, Ore.	19,542
Oct. 21	W	22-21	New Mexico	Tucson	26,027
Oct. 28	L	23-27	West Texas State	Canyon, Texas	12,000
Nov. 4	W	20-15	Wyoming	Tucson	24,305
Nov. 11	W	43-7	Idaho	Tucson	21,303
Nov. 18	W	48-15	Texas-El Paso	Tucson	23,356
Nov. 25	W	22-13	Arizona State	Tempe, Ariz.	40,164

1962 (Won 5, Lost 5)

Coach Jim LaRue • Captains Kenneth Cook, Howard Breinig					
Sept. 22	W	27-21	Brigham Young	Tucson	24,276
Sept. 29	L	25-35	New Mexico	Albuquerque, N.M.	28,171
Oct. 6	L	7-17	Missouri	Columbia, Mo.	45,338
Oct. 13	L	6-20	Air Force Academy	Tucson	26,631
Oct. 20	L	8-31	Wyoming	Laramie, Wyo.	16,202
Oct. 27	W	8-3	West Texas State	Tucson	22,682
Nov. 3	L	12-14	Idaho	Tucson	22,357
Nov. 10	W	14-13	Kansas State	Tucson	20,419
Nov. 17	W	7-0	Texas-El Paso	El Paso, Texas	8,500
Nov. 24	W	20-17	Arizona State	Tucson	29,290

1963 (Won 5, Lost 5)

Coach Jim LaRue • Captains Gerald Zeman, Ted Christy					
Sept. 21	L	0-43	Utah State	Tucson	25,284
Sept. 28	W	33-7	Brigham Young	Tucson	20,767
Oct. 5	L	2-7	Washington State	Spokane, Wash.	18,200
Oct. 12	W	13-7	Texas-El Paso	Tucson	24,902
Oct. 19	L	12-28	Oregon (TV)	Tucson	18,564
Oct. 26	W	6-3	West Texas State	Canyon, Texas	17,367
Nov. 2	W	15-7	Wyoming	Tucson	20,195
Nov. 9	W	34-7	Idaho	Tucson	17,765
Nov. 30	L	6-35	Arizona State	Tempe, Ariz.	41,140
Dec. 7	L	15-22	New Mexico	Tucson	16,569

1964 (Won 6, Lost 3, Tied 1)

Coach Jim LaRue • Captains John Briscoe, Larry Fairholm					
Sept. 26	W	39-6	Brigham Young	Tucson	26,218
Oct. 3	W	28-12	Washington State	Tucson	31,138
Oct. 10	L	7-10	New Mexico	Albuquerque, N.M.	20,844
Oct. 17	L	0-21	Oregon	Eugene, Ore.	18,000
Oct. 24	W	15-7	Wyoming	Tucson	27,383
Oct. 23	L	0-7	Air Force (TV)	Colorado Spgs, Colo.	32,325
Nov. 7	W	14-7	Idaho	Tucson	23,513
Nov. 14	W	14-0	Texas-El Paso	El Paso, Tex.	8,355
Nov. 21	T	0-0	Iowa State	Tucson	24,595
Nov. 28	W	30-6	Arizona State	Tucson	30,847

1965 (Won 3, Lost 7)

Coach Jim LaRue • Captains James Pazerski, Tom Malloy					
Sept. 18	W	16-9	Utah (TV)	Salt Lake City, Utah	11,063
Sept. 25	W	23-15	Kansas	Lawrence, Kan.	32,846
Oct. 2	L	0-19	Wyoming	Laramie, Wyo.	16,654
Oct. 9	L	2-24	New Mexico	Tucson	33,700
Oct. 16	L	3-21	Washington State	Spokane, Wash.	17,677
Oct. 23	L	7-13	San Jose State	Tucson	28,832
Nov. 6	W	10-3	Texas-El Paso	Tucson	24,681
Nov. 13	L	7-34	Air Force Academy	Tucson	28,391
Nov. 20	L	3-20	Brigham Young	Tucson	24,882
Nov. 27	L	6-14	Arizona State	Tempe, Ariz.	35,896

1966 (Won 3, Lost 7)

Coach Jim LaRue • Captains Richard King, Roger Calderwood					
Sept. 17	L	20-31	Iowa	Iowa City, Iowa	37,550
Sept. 24	L	13-35	Kansas	Tucson	33,147
Oct. 1	L	6-36	Wyoming	Laramie, Wyo.	13,283
Oct. 8	W	36-15	New Mexico	Albuquerque, N.M.	21,756
Oct. 22	L	19-24	Utah	Tucson	29,121
Oct. 29	L	14-16	Brigham Young	Tucson	24,420
Nov. 5	L	12-31	Oregon State	Portland, Ore.	13,067
Nov. 12	W	28-18	Washington State	Tucson	23,061
Nov. 19	W	27-24	Iowa State	Tucson	23,904
Nov. 26	L	17-20	Arizona State	Tucson	34,130

1967 (Won 3, Lost 6, Tied 1)

Coach Darrell Mudra • Captains John Jones, Bill Nemeth, James Scott					
Sept. 16	L	17-36	Wyoming	Tucson	36,667
Sept. 30	W	14-7	Ohio State	Columbus, Ohio	77,468
Oct. 7	L	3-17	Missouri	Columbia, Mo.	45,800
Oct. 14	T	9-9	Texas-El Paso	Tucson	36,949
Oct. 21	L	29-33	Utah	Tucson	35,348
Oct. 28	L	7-42	#10 Indiana	Tucson	33,566
Nov. 4	W	48-13	New Mexico	Tucson	20,965
Nov. 11	L	14-17	Brigham Young	Provo, Utah	24,442
Nov. 18	W	14-10	Air Force Academy	Tucson	27,657
Nov. 25	L	7-47	Arizona State	Tempe, Ariz.	41,567

1968 (Won 8, Lost 3)

Coach Darrell Mudra • Captains Thomas Nelson, Mike Moody					
Sept. 21	W	21-12	Iowa State	Ames, Iowa	21,000
Sept. 28	W	19-8	New Mexico	Albuquerque, N.M.	13,479
Oct. 5	W	25-0	Texas-El Paso	Tucson	37,300
Oct. 19	W	19-3	Brigham Young	Tucson	37,650
Oct. 26	L	13-16	Indiana	Bloomington, Ind.	44,847
Nov. 2	W	28-14	Washington State	Tucson	31,400
Nov. 9	W	14-10	Air Force Academy	Colorado Spgs, Colo.	32,196
Nov. 16	W	16-15	Utah	Salt Lake City, Utah	16,544
Nov. 23	W	14-7	#20 Wyoming	Tucson	40,500
Nov. 30	L	7-30	#20 Arizona State	Tucson	41,350

Sun Bowl

Dec. 28	L	10-34	#18 Auburn	El Paso, Texas	32,302
---------	---	-------	------------	----------------	--------

1969 (Won 3, Lost 7)

Coach Bob Weber • Captains Charles Duke, Jim Grossman					
Sept. 20	L	7-23	Wyoming (TV)	Laramie, Wyo.	20,400
Sept. 27	L	27-42	Kansas St.	Tucson	38,750
Oct. 4	L	19-31	Iowa	Iowa City, Iowa	47,391
Oct. 11	L	17-34	Houston	Tucson	32,800
Oct. 18	W	26-10	Texas-El Paso	Tucson	30,000
Oct. 25	W	52-28	New Mexico	Tucson	31,500
Nov. 1	L	21-31	Brigham Young	Provo, Utah	28,941
Nov. 8	L	0-23	Syracuse	Syracuse, N.Y.	23,346
Nov. 15	W	17-16	#16 (Coaches) Utah	Tucson	23,400
Nov. 29	L	24-38	Arizona State	Tempe, Ariz.	49,106

1970 (Won 4, Lost 6)

Coach Bob Weber • Captains Billy McKinley, Willie Lewis, John Eggold					
Sept. 19	L	9-20	#8 Michigan	Ann Arbor, Mich.	80,386
Sept. 26	W	30-29	San Jose State	Tucson	38,800
Oct. 3	W	17-10	Iowa	Tucson	37,500
Oct. 10	W	24-17	Brigham Young	Tucson	32,500
Oct. 24	L	0-24	Utah	Salt Lake City, Utah	15,046
Oct. 31	L	20-23	#7 Air Force	Tucson	36,000
Nov. 7	L	7-35	New Mexico	Albuquerque, N.M.	18,110
Nov. 14	L	17-33	Texas-El Paso	El Paso, Texas	15,605
Nov. 21	W	38-12	Wyoming	Tucson	31,000
Dec. 5	L	6-10	#9 Arizona State (TV)	Tucson	38,500

1971 (Won 5, Lost 6)

Coach Bob Weber • Captains Charlie McKee, Mark Ameson					
Sept. 18	W	39-28	Washington State	Spokane, Wash.	13,500
Sept. 25	W	14-6	Texas-El Paso	El Paso, Texas	20,520
Oct. 2	L	10-13	Texas Tech (TV)	Tucson	31,000
Oct. 9	L	3-14	Wyoming	Laramie, Wyo.	19,100
Oct. 16	L	12-28	UCLA	Tucson	37,500
Oct. 23	W	14-3	Utah	Tucson	31,000
Oct. 30	L	28-34	New Mexico	Tucson	30,000
Nov. 6	W	34-22	Oregon State	Tucson	31,000
Nov. 13	W	27-14	Brigham Young	Provo, Utah	27,109
Nov. 20	L	10-39	San Diego State	San Diego, Calif.	21,681
Nov. 27	L	0-31	#9 Arizona State	Tempe, Ariz.	50,370

1972 (Won 4, Lost 7)

Coach Bob Weber • No Captains					
Sept. 9	W	17-0	Colorado State	Tucson	30,000
Sept. 16	L	7-34	Oregon	Eugene, Ore.	30,000
Sept. 23	L	6-28	Washington State	Tucson	30,000
Oct. 7	L	31-42	#14 UCLA	Los Angeles, Calif.	27,321
Oct. 14	W	27-15	New Mexico (TV)	Albuquerque, N.M.	15,672
Oct. 21	L	10-35	Texas Tech	Lubbock, Texas	33,320

2010 Arizona Football

Oct. 28	W	45-22	Texas-El Paso	Tucson	28,000
Nov. 4	L	27-28	Utah	Salt Lake City, Utah	19,238
Nov. 11	W	21-7	Brigham Young	Tucson	26,500
Nov. 18	L	14-22	Wyoming	Tucson	30,500
Nov. 25	L	21-38	#18 Arizona State	Tucson	38,500

1973 (Won 8, Lost 3)

Coach Jim Young • Captains Ransom Terrell, James O'Conner, Mark Neal					
Sept. 8	W	31-0	Colorado State	Fort Collins, Colo.	17,217
Sept. 16	W	21-7	Wyoming	Laramie, Wyo.	19,718
Sept. 22	W	26-10	Indiana	Tucson	38,643
Oct. 6	W	23-20	Iowa	Iowa City, Iowa	40,365
Oct. 13	W	22-14	New Mexico	Tucson	39,582
Oct. 20	L	17-31	Texas Tech	Tucson	40,172
Oct. 27	W	42-21	Utah (TV)	Tucson	34,219
Nov. 3	W	35-18	Texas-El Paso	El Paso, Texas	6,960
Nov. 10	W	24-10	Brigham Young	Provo, Utah	19,597
Nov. 17	L	26-27	Air Force Academy	Tucson	39,733
Nov. 24	L	19-55	#13 Arizona State	Tempe, Ariz.	51,383

1974 (Won 9, Lost 2)

Coach Jim Young • Captain Rex Naumetz					
Sept. 14	W	17-10	San Diego State	Tucson	38,914
Sept. 21	W	35-20	Indiana	Bloomington, Ind.	35,683
Sept. 28	W	15-10	New Mexico	Albuquerque, N.M.	24,440
Oct. 5	W	42-13	Texas-El Paso	Tucson	38,051
Oct. 12	W	41-8	Utah	Salt Lake City, Utah	24,802
Oct. 19	L	8-17	#17 Texas Tech	Lubbock, Texas	40,231
Oct. 26	L	13-37	Brigham Young (TV)	Tucson	34,116
Nov. 9	W	34-21	Colorado State	Tucson	33,116
Nov. 16	W	27-24	Air Force Academy	Colorado Spgs, Colo.	34,802
Nov. 23	W	21-14	Wyoming	Tucson	34,467
Nov. 30	W	10-0	Arizona State	Tucson	40,782

1975 (Won 9, Lost 2)

Coach Jim Young • Captain Bruce Hill					
Sept. 20	W	16-0	Pacific	Tucson	37,720
Sept. 27	W	14-0	Wyoming	Laramie, Wyo.	21,720
Oct. 4	W	41-6	Northwestern	Tucson	38,501
Oct. 11	W	36-0	Texas-El Paso	El Paso, Texas	15,700
Oct. 18	W	32-28	Texas Tech	Tucson	39,854
Oct. 25	L	34-44	New Mexico	Tucson	35,878
Nov. 1	W	36-20	Brigham Young	Provo, Utah	27,882
Nov. 8	W	31-24	#13 San Diego State	San Diego, Calif.	53,611
Nov. 15	W	31-9	Colorado State	Fort Collins, Colo.	19,887
Nov. 22	W	38-14	Utah	Tucson	39,227
Nov. 29	L	21-24	#8 Arizona State	Tempe, Ariz.	51,388

1976 (Won 5, Lost 6)

Coach Jim Young • Captain Obra Erby					
Sept. 11	W	31-19	Auburn	Tucson	42,206
Sept. 18	L	9-37	#5 UCLA	Los Angeles, Calif.	41,651
Sept. 25	L	16-23	Brigham Young	Tucson	45,918
Oct. 2	W	27-15	Northwestern	Evanston, Ill.	23,097
Oct. 9	W	63-12	Texas-El Paso	Tucson	42,177
Oct. 23	L	27-52	#8 Texas Tech	Lubbock, Texas	44,890
Oct. 30	W	38-35	Utah	Salt Lake City, Utah	18,231
Nov. 6	L	24-26	Wyoming	Tucson	51,809
Nov. 13	W	23-6	Colorado State	Tucson	44,716
Nov. 20	L	15-21	New Mexico	Albuquerque, N.M.	15,121
Nov. 27	L	10-27	Arizona State	Tucson	56,807

1977 (Won 5, Lost 7)

Coach Tony Mason • Captain Jon Abbott					
Sept. 10	L	10-21	Auburn	Auburn, Ala.	45,500
Sept. 17	L	14-21	San Diego St. (TV)	Tucson	42,135
Sept. 24	W	41-7	Iowa	Iowa City, Iowa	53,110
Oct. 1	L	12-13	Wyoming	Laramie, Wyo.	25,133
Oct. 8	L	26-32	#17 Texas Tech	Tucson	41,500
Oct. 22	W	45-17	Utah	Tucson	43,500
Oct. 29	L	14-34	#17 Brigham Young	Provo, Utah	33,106
Nov. 5	L	14-35	Colorado State	Tucson	41,016
Nov. 12	W	15-13	New Mexico	Tucson	40,500
Nov. 19	W	41-24	Texas-El Paso	El Paso, Texas	7,100
Nov. 26	L	7-23	#19 ASU (TV)	Tempe, Ariz.	56,326
Dec. 3	W	17-10	Hawaii	Honolulu, Hawaii	30,994

1978 (Won 5, Lost 6)

Coach Tony Mason • Captains Corky Ingraham, Neil Orr					
Sept. 9	W	31-0	Kansas State	Tucson	50,484
Sept. 16	W	21-7	Oregon State	Tucson	49,056
Sept. 23	L	26-41	Texas Tech	Lubbock, Texas	41,712
Sept. 30	W	23-3	Iowa	Tucson	46,851
Oct. 7	L	17-21	#3 Michigan	Ann Arbor, Mich.	104,913
Oct. 14	L	20-33	California	Tucson	54,121
Oct. 27	L	14-24	#10 UCLA	Los Angeles, Calif.	41,077
Nov. 4	L	21-31	#20 Washington	Seattle, Wash.	47,587
Nov. 11	W	24-3	Oregon	Eugene, Ore.	26,200
Nov. 18	W	31-24	Washington State	Tucson	49,557

Nov. 25	L	17-18	Arizona State	Tucson	58,090
---------	---	-------	---------------	--------	--------

1979 (Won 6, Lost 5, Tied 1)

Coach Tony Mason • Captains Jim Krohn, Cleveland Crosby					
Sept. 1	W	33-17	Colorado State	Tucson	50,323
Sept. 8	W	22-7	Washington State	Pullman, Wash.	26,753
Sept. 15	L	7-10	California	Tucson	52,124
Sept. 22	T	14-14	Texas Tech (TV)	Tucson	40,476
Sept. 29	W	38-18	San Jose State	Tucson	48,061
Oct. 13	W	24-13	Oregon	Tucson	47,681
Oct. 20	L	10-30	Stanford	Tucson	55,217
Nov. 3	L	7-34	#3 USC	Los Angeles, Calif.	62,054
Nov. 10	L	10-42	San Diego State	San Diego, Calif.	38,581
Nov. 17	W	42-18	Oregon State	Tucson	45,162
Nov. 24	W	27-24	Arizona State	Tempe, Ariz.	70,947

Fiesta Bowl

Dec. 25	L	10-16	#10 Pittsburgh (TV)	Tempe, Ariz.	55,347
---------	---	-------	---------------------	--------------	--------

1980 (Won 5, Lost 6)

Coach Larry Smith • Captain Hubie Oliver					
Sept. 20	L	13-15	Colorado State	Tucson	48,511
Sept. 27	W	31-24	California	Berkeley, Calif.	41,000
Oct. 4	W	5-3	Iowa	Iowa City, Iowa	59,950
Oct. 11	L	10-27	#2 USC	Tucson	54,789
Oct. 18	L	14-38	Washington State	Tucson	47,132
Oct. 25	L	3-20	#2 Notre Dame	Tucson	56,211
Nov. 1	W	23-17	#2 UCLA	Tucson	42,876
Nov. 8	L	22-45	Washington	Seattle, Wash.	46,279
Nov. 15	W	63-35	Pacific	Tucson	39,576
Nov. 22	W	24-7	Oregon State	Corvallis, Ore.	15,300
Nov. 29	L	7-44	Arizona State (TV)	Tucson	53,108

1981 (Won 6, Lost 5)

Coach Larry Smith • Captain Bob Gareeb					
Sept. 12	L	18-35	#12 UCLA	Tucson	49,311
Sept. 19	L	13-14	California	Tucson	40,096
Sept. 26	W	37-16	Fullerton State	Tucson	36,279
Oct. 3	W	17-13	Stanford	Tucson	41,110
Oct. 10	W	13-10	#1 USC	Los Angeles, Calif.	56,315
Oct. 17	W	18-14	Oregon	Eugene, Ore.	24,264
Oct. 24	L	19-34	#16 Wash. State	Tucson	50,265
Oct. 31	W	48-15	Texas-El Paso	Tucson	35,642
Nov. 14	W	40-7	Oregon State	Corvallis, Ore.	8,000
Nov. 21	L	17-23	Fresno State	Tucson	38,107
Nov. 28	L	13-24	#18 Arizona State	Tempe, Ariz.	69,714

1982 (Won 6, Lost 4, Tied 1)

Coach Larry Smith • Captain Al Gross					
Sept. 11	W	38-12	Oregon State	Tucson	35,599
Sept. 18	L	13-23	#1 Washington	Tucson	48,984
Sept. 25	L	14-17	Iowa	Tucson	41,353
Oct. 9	T	24-24	#8 UCLA	Pasadena, Calif.	50,133
Oct. 16	W	16-13	#9 Notre Dame	South Bend, Ind.	50,075
Oct. 23	W	55-7	Pacific	Tucson	45,800
Oct. 30	W	34-17	Wash. State (TV)	Pullman, Wash.	27,412
Nov. 6	W	41-27	Stanford	Palo Alto, Calif.	41,789
Nov. 13	L	41-48	#16 USC	Tucson	55,110
Nov. 20	L	7-13	Oregon	Eugene, Ore.	16,489
Nov. 27	W	28-18	#6 Arizona State	Tucson	58,515

1983 (Won 7, Lost 3, Tied 1)

Coach Larry Smith • Captains Chris Brewer, Ricky Hunley					
Sept. 3	W	50-6	Oregon State	Tucson	40,570
Sept. 10	W	38-0	Utah	Tucson	44,904
Sept. 17	W	45-6	Washington State	Pullman, Wash.	25,000
Sept. 24	W	27-10	Fullerton State	Tucson	43,107
Oct. 1	T	33-33	California (TV)	Berkeley, Calif.	40,018
Oct. 8	W	52-21	Colorado State	Tucson	40,309
Oct. 15	L	10-19	Oregon	Tucson	45,233
Oct. 22	L	22-31	Stanford	Palo Alto, Calif.	40,208
Nov. 5	L	22-23	#20 Washington	Tucson	48,808
Nov. 12	W	27-24	UCLA (TV)	Tucson	42,640
Nov. 26	W	17-15	Arizona State	Tempe, Ariz.	70,033

1984 (Won 7, Lost 4)

Coach Larry Smith • Captain LaMonte Hunley					
Sept. 1	L	22-27	Fresno State	Tucson	43,477
Sept. 8	W	23-13	California	Tucson	41,244
Sept. 15	W	27-8	Oregon State	Portland, Ore.	25,139
Sept. 22	L	26-27	#12 Louisiana State	Baton Rouge, La.	78,052
Sept. 29	W	31-24	Long Beach State	Tucson	41,910
Oct. 6	W	28-14	#19 Oregon	Tucson	40,848
Oct. 20	L	14-17	#14 USC	Los Angeles, Calif.	65,411
Oct. 27	L	12-28	#1 Washington	Seattle, Wash.	57,467
Nov. 3	W	45-10	Utah State	Tucson	44,225
Nov. 10	W	28-14	Stanford	Tucson	44,836
Nov. 24	W	16-10	Arizona State	Tucson	58,132

2010 Arizona Football

1985 (Won 8, Lost 3, Tied 1)

Coach Larry Smith • Captain Allan Durden

Sept. 7	W	23-10	Toledo	Tucson	44,691
Sept. 14	W	12-7	Washington State	Tucson	46,437
Sept. 21	W	23-17	California	Berkeley, Calif.	39,500
Sept. 28	L	13-14	Colorado	Tucson	45,503
Oct. 5	W	28-6	#6 South.Methodist	Tucson	52,114
Oct. 19	W	41-0	San Jose State	Tucson	45,361
Oct. 26	L	17-28	Stanford	Palo Alto, Calif.	40,000
Nov. 2	W	27-6	Oregon State	Corvallis, Ore.	21,384
Nov. 9	L	19-24	#14 UCLA	Tucson	57,779
Nov. 16	W	20-8	Oregon	Tucson	35,779
Nov. 23	W	16-13	#20 (coaches) ASU	Tempe, Ariz.	72,345

Sun Bowl

Dec. 28	T	13-13	Georgia	El Paso, Texas	52,203
---------	---	-------	---------	----------------	--------

1986 (Won 9, Lost 3)

Coach Larry Smith • Captain Byron Evans

Sept. 6	W	37-3	Houston	Tucson	52,433
Sept. 13	W	37-10	Colorado State	Tucson	49,003
Sept. 20	W	41-17	Oregon	Eugene, Ore.	28,773
Sept. 27	W	24-21	Colorado (TV)	Boulder, Colo.	41,024
Oct. 11	L	25-32	UCLA (TV)	Pasadena, Calif.	51,279
Oct. 18	W	23-12	Oregon State	Tucson	52,669
Oct. 25	W	33-16	California	Tucson	49,016
Nov. 1	L	13-20	#18 USC	Tucson	55,046
Nov. 8	W	31-6	Washington State	Pullman, Wash.	17,000
Nov. 22	W	34-17	#4 Arizona State (TV)	Tucson	58,267
Nov. 30	L	24-29	Stanford (TV)	Tokyo, Japan	55,000

Aloha Bowl

Dec. 27	W	30-21	North Carolina (TV)	Honolulu, Hawaii	26,743
---------	---	-------	---------------------	------------------	--------

1987 (Won 4, Lost 4, Tied 3)

Coach Dick Tomey • Captains Chuck Cecil, Randy Kindred, Kevin McKinney, Charles Webb

Sept. 12	L	14-15	Iowa	Tucson	57,284
Sept. 19	W	20-9	New Mexico	Tucson	46,094
Sept. 26	L	24-34	#13 UCLA	Pasadena, Calif.	55,823
Oct. 3	W	45-7	Bowling Green	Tucson	43,948
Oct. 10	T	23-23	California	Berkeley, Calif.	35,000
Oct. 17	W	31-17	Oregon State	Tucson	48,494
Oct. 24	L	28-45	Washington State	Pullman, Wash.	22,269
Oct. 31	W	23-13	Stanford	Palo Alto, Calif.	34,000
Nov. 7	T	21-21	Washington	Tucson	50,021
Nov. 14	L	10-12	Southern California	Los Angeles, Calif.	51,428
Nov. 28	T	24-24	Arizona State (TV)	Tempe, Ariz.	70,839

1988 (Won 7, Lost 4)

Coach Dick Tomey • Captains James DeBow, Brad Henke, Bret Holley, Joe Tofflemire

Sept. 3	W	24-13	Oregon State	Corvallis, Ore.	23,142
Sept. 10	W	35-19	Texas Tech	Tucson	46,334
Sept. 17	L	10-28	#4 Oklahoma	Norman, Okla.	75,004
Sept. 24	W	55-0	Eastern Michigan	Tucson	46,532
Oct. 1	L	15-38	#3 Southern Cal (TV)	Tucson	52,314
Oct. 15	W	45-28	#20 Wash.St. (TV)	Tucson	48,287
Oct. 22	L	3-24	#1 UCLA (TV)	Tucson	49,922
Oct. 29	L	7-10	California (TV)	Tucson	47,182
Nov. 5	W	16-13	Washington	Seattle, Wash.	65,504
Nov. 12	W	41-27	Oregon (TV)	Tucson	40,367
Nov. 26	W	28-18	Arizona State (TV)	Tucson	56,978

1989 (Won 8, Lost 4)

Coach Dick Tomey • Captain Kevin Singleton

Sept. 2	W	19-3	Stanford (TV)	Tucson	48,712
Sept. 9	L	14-24	Texas Tech	Lubbock, Tex.	35,940
Sept. 16	W	6-3	#6 Oklahoma	Tucson	50,931
Sept. 23	W	20-17	#11 Washington (TV)	Tucson	50,935
Sept. 30	L	10-16	Oregon (TV)	Eugene, Ore.	39,631
Oct. 14	W	42-7	#22 UCLA (TV)	Tucson	51,562
Oct. 21	W	23-21	#15 Wash.State	Pullman, Wash.	36,090
Oct. 28	W	38-14	Pacific	Tucson	46,449
Nov. 4	L	28-29	California (TV)	Berkeley, Calif.	29,000
Nov. 11	L	3-24	#9 Southern Cal (TV)	Tucson	52,606
Nov. 25	W	28-10	Arizona State	Tempe, Ariz.	74,926

Copper Bowl

Dec. 31	W	17-10	N. Carolina State (TV)	Tucson	37,237
---------	---	-------	------------------------	--------	--------

1990 (Won 7, Lost 5)

Coach: Dick Tomey. Captains: Darryll Lewis, Gary Coston, Kevin Singleton, Rick Warren

Sept. 8	W	28-16	#11 Illinois	Tucson	53,330
Sept. 15	W	25-10	New Mexico	Albuquerque, N.M.	26,472
Sept. 22	W	22-17	#23 (coaches) Ore	Tucson	53,283
Sept. 29	L	25-30	California (TV)	Tucson	52,731
Oct. 6	W	28-21	UCLA (TV)	Pasadena, Calif.	50,156
Oct. 13	L	21-35	Oregon State	Corvallis, Ore.	21,623
Oct. 20	W	35-26	#15 USC (TV)	Los Angeles, Calif.	68,212

Oct. 27	W	42-34	Washington St. (TV)	Tucson	55,520
Nov. 3	L	10-54	#5 Washington (TV)	Seattle, Wash.	70,111
Nov. 10	L	10-23	Stanford	Tucson	52,609
Nov. 24	W	21-17	Arizona State (TV)	Tucson	57,112

Aloha Bowl

Dec. 25	L	0-28	Syracuse (TV)	Honolulu, Hawaii	32,217
---------	---	------	---------------	------------------	--------

1991 (Won 4, Lost 7)

Coach Dick Tomey • Captains John Fina, Craig Gilbert, Bobby Roland

Sept. 7	L	14-38	#2 Ohio State (TV)	Columbus, Ohio	92,743
Sept. 14	W	28-23	Stanford (TV)	Tucson	43,055
Sept. 21	L	21-23	#24 California (TV)	Tucson	46,715
Sept. 28	W	45-21	Long Beach State	Tucson	46,334
Oct. 5	L	0-54	#3 Washington (TV)	Seattle, Wash.	72,495
Oct. 12	L	14-54	UCLA	Los Angeles, Calif.	45,944
Oct. 26	L	9-36	#2 Miami, Fla.	Tucson	53,349
Nov. 2	W	45-21	Oregon State	Tucson	42,082
Nov. 9	L	27-40	Washington State	Pullman, Wash.	21,520
Nov. 16	W	31-14	Southern Cal. (TV)	Tucson	41,053
Nov. 23	L	14-37	Arizona State	Tempe, Ariz.	73,427

1992 (Won 6, Lost 5, Tied 1)

Coach: Dick Tomey. Captains: Heath Bray, Richard Maddox, George Malaulu, Ty Parten

Sept. 5	W	49-3	Utah State	Tucson	37,239
Sept. 12	L	20-23	Washington St. (TV)	Tucson	39,112
Sept. 19	T	14-14	Oregon State	Corvallis, Ore.	25,107
Sept. 26	L	7-8	#1 Miami	Miami, Fla.	47,049
Oct. 3	W	23-3	#11 UCLA (TV)	Tucson	50,708
Oct. 17	W	21-6	#8 Stanford	Palo Alto, Calif.	47,217
Oct. 24	W	24-17	California (TV)	Berkeley, Calif.	46,000
Oct. 31	W	30-0	New Mexico State	Tucson	38,463
Nov. 7	W	16-3	#1 Washington (TV)	Tucson	58,510
Nov. 14	L	7-14	#18 USC (TV)	Los Angeles, Calif.	53,849
Nov. 21	L	6-7	Arizona State	Tucson	58,095

John Hancock Bowl

Dec. 31	L	15-20	Baylor (TV)	El Paso, Texas	41,622
---------	---	-------	-------------	----------------	--------

1993 (Won 10, Lost 2)

Coach Dick Tomey • Captains Brant Boyer, Billy Johnson, Jey Phillips

Sept. 4	W	24-6	Texas-El Paso	Tucson	44,414
Sept. 11	W	16-13	Pacific	Tucson	42,292
Sept. 18	W	16-14	Illinois	Champaign, Ill.	51,110
Sept. 25	W	33-0	Oregon State	Corvallis, Ore.	27,215
Oct. 2	W	38-7	Southern Cal (TV)	Tucson	56,075
Oct. 16	W	27-24	Stanford (TV)	Tucson	57,799
Oct. 23	W	9-6	# 25 WSU (TV)	Tucson	46,675
Oct. 30	L	17-37	#15 UCLA (TV)	Pasadena, Calif.	66,656
Nov. 6	W	31-10	Oregon	Tucson	57,309
Nov. 13	L	20-24	California (TV)	Berkeley, Calif.	35,000
Nov. 26	W	34-20	Arizona State (TV)	Tempe, Ariz.	73,115

IBM OS/2 Fiesta Bowl

Jan. 1	W	29-0	#10 Miami (Fla.) (TV)	Tempe, Ariz.	72,260
--------	---	------	-----------------------	--------------	--------

1994 (Won 8, Lost 4)

Coach Dick Tomey • Captains Ontiwaun Carter, Sean Harris, Steve McLaughlin, Warner Smith

Sept. 1	W	19-14	Georgia Tech (TV)	Atlanta, Ga.	45,112
Sept. 10	W	44-0	New Mexico State	Tucson	52,889
Sept. 24	W	34-10	Stanford (TV)	Palo Alto, Calif.	42,593
Oct. 1	W	30-10	Oregon State	Tucson	54,245
Oct. 8	L	16-21	#23 Colorado State	Tucson	56,534
Oct. 15	W	10-7	#20 Wash.St. (TV)	Pullman, Wash.	37,600
Oct. 22	W	34-24	UCLA (TV)	Tucson	58,817
Oct. 29	L	9-10	Oregon (TV)	Eugene, Ore.	36,760
Nov. 5	W	13-6	California	Tucson	58,374
Nov. 12	L	28-45	#17 USC (TV)	Los Angeles, Calif.	61,264
Nov. 25	W	28-27	Arizona State (TV)	Tucson	58,810

Freedom Bowl

Dec. 27	L	13-16	#14 Utah (TV)	Anaheim, Calif.	27,477
---------	---	-------	---------------	-----------------	--------

1995 (Won 6, Lost 5)

Coach Dick Tomey • Captains Tedy Bruschi, Brandon Sanders, Dan White

Sept. 2	W	41-9	Pacific	Tucson	48,434
Sept. 7	W	20-19	Georgia Tech (TV)	Tucson	46,786
Sept. 16	L	7-9	Illinois (TV)	Champaign, Ill.	57,134
Sept. 23	L	10-31	#5 Southern Cal (TV)	Tucson	58,503
Sept. 30	W	20-15	California (TV)	Tucson	44,564
Oct. 14	L	10-17	UCLA (TV)	Los Angeles, Calif.	43,798
Oct. 21	L	17-31	Washington	Tucson	58,471
Oct. 28	W	24-14	Washington St. (TV)	Pullman, Wash.	32,924
Nov. 4	W	14-9	Oregon State (TV)	Corvallis, Ore.	22,913
Nov. 11	L	13-17	Oregon (TV)	Tucson	53,736
Nov. 24	W	31-28	Arizona State (TV)	Tempe, Ariz.	67,606

1996 (Won 5, Lost 6)

Coach Dick Tomey • Captains Joe Salave'a, Armon Williams, Richard Dice

Aug. 31	W	23-3	Texas-El Paso	Tucson	40,388
Sept. 7	L	20-21	Iowa (TV)	Iowa City, Iowa	68,267

2010 Arizona Football

Sept. 14	W	41-0	Illinois (TV)	Tucson	43,012
Sept. 21	L	17-31	#24 Washington (TV)	Seattle, Wash.	73,414
Oct. 5	W	34-26	Washington St.	Tucson	47,405
Oct. 12	L	7-14	Southern Cal (TV)	Los Angeles, Calif.	51,088
Oct. 26	W	33-7	Oregon State	Tucson	43,716
Nov. 2	L	55-56 OT3	California	Berkeley, Calif.	35,000
Nov. 9	L	31-49	Oregon	Eugene, Ore.	40,721
Nov. 16	W	35-17	UCLA	Tucson	47,171
Nov. 23	L	14-56	Arizona State	Tucson	59,920

1997 (Won 7, Lost 5)

Coach: Dick Tomey • Captains Rusty James, Jimmy Sprotte, Rodney Williams

Sept. 4	L	9-16	Oregon (TV)	Eugene, Ore.	38,035
Sept. 13	W	24-10	Alabama-Birmingham	Tucson	36,309
Sept. 20	L	20-26	#9 Ohio State (TV)	Columbus, Ohio	91,152
Sept. 27	L	27-40	#24 UCLA (TV)	Pasadena, Calif.	50,188
Oct. 4	W	31-28	San Diego State	Tucson	39,195
Oct. 11	W	28-22	#16 Stanford (TV)	Tucson	40,273
Oct. 18	L	28-58	#10 Washington (TV)	Tucson	50,585
Oct. 25	L	34-35 OT	#10 Wash. St. (TV)	Pullman, Wash.	31,137
Nov. 8	W	27-7	Oregon State	Tucson	39,754
Nov. 15	W	41-38 OT2	California (TV)	Tucson	37,111
Nov. 28	W	28-16	#12 Ariz. State (TV)	Tempe, Ariz.	73,682

Insight.com Bowl

Dec. 27	W	20-14	New Mexico (TV)	Tucson	49,385
---------	---	-------	-----------------	--------	--------

1998 (Won 12, Lost 1)

Coach: Dick Tomey • Captains Chris McAlister, Kelvin Eafon, Barrett Baker

Sept. 3	W	27-6	Hawaii (ESPN2)	Honolulu, Hawaii	38,745
Sept. 12	W	31-14	Stanford (KTTU)	Stanford, Calif.	30,096
Sept. 19	W	35-11	Iowa (FOX Sports Net)	Tucson	52,634
Sept. 24	W	35-16	San Diego State (ESPN)	San Diego, Calif.	23,811
Oct. 3	W	31-28	#20 Washington (FSN)	Seattle, Wash.	71,469
Oct. 10	L	28-52	#5 UCLA (Fox Sports)	Tucson	58,738
Oct. 17	W	28-7	Ore. State (KTTU)	Corvallis, Ore.	30,231
Oct. 24	W	45-7	Northeast La. (KTTU)	Tucson	39,218
Oct. 31	W	38-3	#12 Oregon (FSN synd.)	Tucson	44,931
Nov. 7	W	41-7	Washington St. (KTTU)	Tucson	47,761
Nov. 14	W	27-23	California (FS synd.)	Berkeley, Calif.	36,500
Nov. 27	W	50-42	Arizona State (Fox Net)	Tucson	57,953

Culligan Holiday Bowl

Dec. 30	W	23-20	#9 Nebraska (ESPN)	San Diego, Calif.	65,354
---------	---	-------	--------------------	-------------------	--------

1999 (Won 6, Lost 6)

Coach Dick Tomey • Captains Dennis Northcutt, Marcus Bell, DaShon Polk

Aug. 28	L	7-41	#3 Penn State (ABC)	University Park, Pa.	97,168
Sept. 5	W	35-31	Texas Christian (FSN)	Fort Worth, Texas	34,612
Sept. 11	W	34-19	Middle Tennessee (FSNA)	Tucson	48,573
Sept. 18	L	22-50	Stanford (FSN)	Tucson	47,273
Sept. 25	W	30-24	Washington St. (FNSA)	Pullman, Wash.	26,787
Oct. 9	W	31-24	#22 Southern Cal (ABC)	Tucson	51,418
Oct. 16	W	34-21	Texas-EI Paso (FSNA)	Tucson	47,776
Oct. 23	L	41-44	Oregon (FSN)	Tucson	55,251
Oct. 30	W	33-7	UCLA (FSNA)	Los Angeles	42,612
Nov. 6	L	25-33	Washington (ABC)	Tucson	56,614
Nov. 13	L	20-28	Oregon State (FSN)	Corvallis, Ore.	33,314
Nov. 27	L	27-42	Arizona State (ABC)	Tempe, Ariz.	68,102

2000 (Won 5, Lost 6)

Coach Dick Tomey • Captains Adrian Koch, Joe Tafoya, Ortege Jenkins

Sept. 2	W	17-3	Utah (ESPN2)	Salt Lake City, Utah	41,352
Sept. 9	L	17-27	#18 Ohio State (FSN)	Tucson	57,367
Sept. 16	W	17-3	San Diego St. (KWBA)	Tucson	44,973
Sept. 30	W	27-3	Stanford (WB/FSNA)	Stanford, Calif.	31,165
Oct. 7	W	31-15	#22 Southern Cal (ABC)	Los Angeles, Calif.	49,342
Oct. 14	W	53-47 OT3	Washington St. (KWBA)	Tucson	50,350
Oct. 21	L	10-14	#7 Oregon (FSN)	Eugene, Ore.	45,950
Oct. 28	L	24-27	UCLA (ABC)	Tucson	45,540
Nov. 4	L	32-35	#8 Washington (ABC)	Seattle, Wash.	70,411
Nov. 11	L	9-33	#10 Oregon State (FSN)	Tucson	44,109
Nov. 24	L	17-30	Arizona State (FSN)	Tucson	54,297

2001 (Won 5, Lost 6)

Coach John Mackovic • Captains Steven Grace, Brandon Nash, Anthony Thomas

Aug. 30	W	23-10	at San Diego State (ESPN2)	San Diego	28,366
Sept. 8	W	36-29	Idaho (FSNA)	Tucson	44,250
Sept. 22	W	38-21	Nevada-Las Vegas (KWBA)	Tucson	47,031
Sept. 28	L	21-48	*Washington State (KWBA)	Tucson	42,729
Oct. 6	L	28-63	#8 *Oregon (FSN)	Tucson	45,258
Oct. 13	L	3-38	*at Oregon State (FSN)	Corvallis, Ore.	36,619
Oct. 20	L	28-31	*at #15 Wash. (FSN Syn)	Seattle	71,108
Oct. 27	L	34-41	*USC (FSN Syn)	Tucson	46,399
Nov. 3	W	38-24	*at Cal KWBA (FSNA)	Berkeley, Calif.	26,222

Nov. 10	L	37-51	*Stanford (ABC West)	Tucson	40,632
Nov. 23	W	34-21	*at Arizona State (FSN)	Tempe, Ariz.	55,831

2002 (Won 4, Lost 8)

Coach John Mackovic • L.Briggs, J.Johnson, M.Freitas, B.Wade, J.Worcester

Aug. 31	W	37-3	Northern Arizona (FSNA)	Tucson	48,446
Sept. 14	W	23-17	Utah (FSNA)	Tucson	44,243
Sept. 21	L	10-31	at #22 Wisconsin (ESPN2)	Madison, Wis.	78,582
Sept. 28	W	14-9	North Texas	Tucson	37,917
Oct. 5	L	14-31	#8 Oregon (FSN)	Tucson	47,356
Oct. 12	L	28-32	at #22 Washington (FSNA)	Seattle	71,016
Oct. 17	L	6-16	at Stanford (FSNA-KWBA)	Palo Alto	33,800
Oct. 26	L	13-21	#9 Washington State (FSN)	Tucson	46,462
Nov. 2	L	3-38	at Oregon State (FSNA)	Corvallis, Ore.	36,644
Nov. 9	L	7-37	UCLA (FSNA)	Tucson	43,613
Nov. 16	W	52-41	at California	Berkeley	28,808
Nov. 29	L	20-34	Arizona State (FSN)	Tucson	47,005

2003 (Won 2, Lost 10)

Coach John Mackovic/Mike Hankwitz * R. Sampay, C. Hardt, G. Love

Aug. 30	W	42-7	UTEP	Tucson	40,264
Sept. 6	L	13-59	#13 LSU (TBS national)	Tucson	46,110
Sept. 13	L	10-48	Oregon (TBS national)	Tucson	40,462
Sept. 20	L	7-59	#25 Purdue	W. Lafayette	52,310
Sept. 27	L	OT 10-13	#19 TCU (FSNA-KWBA)	Tucson	40,515
Oct. 4	L	7-30	#14 Washington St. (FSNA)	Pullman, Wash.	34,923
Oct. 11	L	21-24	UCLA (FSN)	Tucson	44,481
Oct. 25	L	14-42	California	Berkeley, Calif.	33,249
Nov. 1	L	23-52	Oregon State (FSNA)	Corvallis, Ore.	36,168
Nov. 8	W	27-22	Washington (FSNA)	Tucson	48,319
Nov. 15	L	0-45	#2 USC (TBS national)	Tucson	39,201
Nov. 28	L	7-28	Arizona State (FSN)	Tempe, Ariz.	55,498

2004 (Won 3, Lost 8)

Coach: Mike Stoops. Captains: Darrell Brooks, Mike Bell, Steve Fleming, Andre Torrey, Keoki Fraser, Carlos Williams

Sept. 4	W	21-3	Northern Arizona (FSNAZ)	Tucson	49,741
Sept. 11	L	6-23	#17 Utah (FSNAZ)	Tucson	52,790
Sept. 18	L	7-9	#20 Wisconsin (FSN)	Tucson	50,275
Oct. 2	L	19-20	Washington State (ABC)	Tucson	43,579
Oct. 9	L	17-31	at UCLA	Los Angeles	57,638
Oct. 16	L	14-28	at Oregon	Eugene, Ore.	58,237
Oct. 23	L	0-38	#7 California	Tucson	52,049
Oct. 30	L	14-28	Oregon State	Tucson	47,245
Nov. 6	W	23-13	at Washington	Seattle	63,225
Nov. 13	L	9-49	at #1 USC (FSN)	Los Angeles	80,167
Nov. 26	W	34-27	#18 Arizona State (FSN)	Tucson	55,095

2005 (Won 3, Lost 8)

Coach: Mike Stoops. Captains: Darrell Brooks, Mike Bell, Gilbert Harris, Kili Lefotu (*results of game below later vacated by NCAA)

Sept. 2	L	24-27	at Utah (ESPN)	Salt Lake City	45,528
Sept. 10	W	31-12	Northern Arizona (FSNAZ)	Tucson	55,728
Sept. 17	L	24-31	#12 Purdue	Tucson	56,400
Oct. 1	L	0-28	at #12 California (TBS)	Berkeley, Calif.	55,944
Oct. 8	L*	21-42	at #1 USC (FSN)	Los Angeles	90,221
Oct. 15	L	16-20	Stanford	Tucson	54,216
Oct. 22	L	21-28	#15 Oregon	Tucson	48,052
Oct. 29	W	29-27	at Oregon State	Corvallis, Ore.	40,759
Nov. 5	W	52-14	# 7 UCLA (FSNW2)	Tucson	55,775
Nov. 12	L	14-38	Washington (FSNAZ)	Tucson	52,505
Nov. 25	L	20-23	at Arizona State (FSN)	Tempe, Ariz.	67,635

2006 (Won 6, Lost 6)

Coach: Mike Stoops * Captains: A. Cason, S. Steptoe, S. Larsen, Michael Johnson

Sept. 2	W	16-13	Brigham Young (TBS)	Tucson	58,450
Sept. 9	L	3-45	at #8 LSU (ESPN2)	Baton Rouge	92,221
Sept. 16	W	28-10	Stephen F. Austin (FSNA)	Tucson	47,402
Sept. 23	L	3-20	#3 USC (ABC)	Tucson	58,801
Sept. 30	L	10-21	Washington	Tucson	55,409
Oct. 7	L	7-27	at UCLA (FSNA)	Pasadena, Calif.	65,644
Oct. 14	W	20-7	at Stanford	Palo Alto, Calif.	39,317
Oct. 21	L	10-17	Oregon State	Tucson	57,113
Nov. 4	W	27-17	at No. 25 WSU	Pullman, Wash.	35,117
Nov. 11	W	24-20	#8 California (ABC)	Tucson	55,519
Nov. 18	W	37-10	at Oregon (FSNA)	Eugene, Ore.	58,029
Nov. 25	L	14-28	Arizona State (FSN)	Tucson	57,895

2007 (Won 5, Lost 7)

Coach: Mike Stoops * Captains: Cason, Larsen, E. Britton, Tuitama, A. Johnson

Sept. 1	L	7-20	Brigham Young (Versus)	Provo, Utah	64,525
Sept. 8	W	45-24	Northern Arizona	Tucson	52,638

2010 Arizona Football

Sept. 16	L	27-29	New Mexico (FSNA)	Tucson	51,996
Sept. 22	L	27-45	#8 Cal (Versus)	Berkeley, Calif.	56,021
Sept. 29	W	48-20	Washington St. (FSNA)	Tucson	50,945
Oct. 6	L	16-31	Oregon State	Corvallis, Ore.	40,489
Oct. 13	L	13-20	#10 USC (ABC)	Los Angeles	84,671
Oct. 20	L	20-21	Stanford (FSNA)	Tucson	55,270
Oct. 27	W	48-41	Washington (FSNA-syn)	Seattle	61,124
Nov. 3	W	34-27	UCLA (ABC)	Tucson	51,727
Nov. 15	W	34-24	#2Oregon (ESPN)	Tucson	50,387
Dec. 1	L	17-20	#13 Arizona State (ESPN2)	Tempe, Ariz.	71,706

2008 (Won 8, Lost 5)

Coach: Mike Stoops * Captains: E. Britton, N. Ness, R. Palmer, M. Thomas, W. Tuitama

Aug. 31	W	70-0	idaho	Tucson	47,511
Sept. 6	W	41-16	Toledo	Tucson	50,939
Sept. 13	L	28-36	New Mexico (CBSC)	Albuquerque	32,337
Sept. 20	W	31-10	UCLA (FSN)	Pasadena, Calif.	65,434
Oct. 4	W	48-14	Washington (Versus)	Tucson	55,624
Oct. 11	L	23-24	Stanford	Palo Alto, Calif.	30,689
Oct. 18	W	42-27	#25 California (FSNA)	Tucson	48,372
Aug. 30	W	70-0	Idaho	Tucson	47,511
Oct. 25	L	10-17	#USC (FSN)	Tucson	57,427
Nov. 8	W	59-28	Washington State	Pullman, Wash.	24,118
Nov. 15	L	45-55	Oregon (FSAZ)	Eugene, Ore.	58,368
Nov. 22	L	17-19	Oregon State (Vs)	Tucson	48,503
Dec. 6	W	31-10	Arizona State (ESPN)	Tucson	58,704

Las Vegas Bowl, Las Vegas:

Dec. 20	W	31-21	#17 BYU (ESPN)	Las Vegas	40,047
---------	---	-------	----------------	-----------	--------

2009 (Won 8, Lost 5)

Coach: Mike Stoops * Captains: C. Nelson, E. Mitchell, T. Turner, C. Baxter

Sept. 5	W	19-6	Central Michigan (KWBA)	Tucson	51,683
Sept. 12	W	34-17	Northern Arizona (KGUN)	Tucson	50,623
Sept. 19	L	17-27	at Iowa (ABC/ESPN2)	Iowa City, Iowa	70,585
Sept. 26	W	37-32	at Oregon State (Versus)	Corvallis, Ore.	42,119
Oct. 10	L	33-36	at Washington (FSAZ)	Seattle	61,621
Oct. 17	W	43-38	Stanford (Versus)	Tucson	53,479
Oct. 24	W	27-13	UCLA (FSAZ)	Tucson	51,440
Nov. 7	W	48-7	Washington State (FCS)	Tucson	50,242
Nov. 14	L	16-24	at California (Versus)	Berkeley, Calif.	53,347
Nov. 21	L	41-44	-2 OT Oregon (ABC)	Tucson	57,863
Nov. 28	W	20-17	at Arizona State (ABC)	Tempe, Ariz.	55,989
Dec. 5	W	21-17	at #20 USC (ABC)	Los Angeles	83,753

Pacific Life Holiday Bowl, San Diego:

Dec. 30	L	0-33	vs. #20 Nebraska (ESPN)	San Diego	64,607
---------	---	------	-------------------------	-----------	--------

Arizona Football on Television

Year	Date	Opponent	Score	Att.	Network
1963	Oct. 19	Oregon	12-28	18,564	CBS
1964	Oct. 31	at Air Force	0-7	32,325	NBC
1965	Sept. 18	at Utah	16-9	11,063	NBC
1968	Dec. 28	Auburn (Sun Bowl)	10-34	32,302	CBS
1969	Sept. 20	at Wyoming	7-23	20,400	ABC
1970	Dec. 5	at Arizona State (N)	6-10	38,500	ABC
1971	Oct. 2	Texas Tech	10-13	31,000	ABC
1972	Oct. 14	at New Mexico	27-15	15,672	ABC
1973	Oct. 27	Utah	42-21	34,219	ABC
1974	Oct. 26	Brigham Young	13-37	34,116	ABC
1977	Sept. 17	San Diego State	14-21	42,135	ABC
1977	Nov. 25*	at Arizona State (N)	7-23	56,326	ABC
1979	Sept. 22	Texas Tech (AM)	14-14	40,476	ABC
1979	Dec. 25	# Pittsburgh (Fiesta Bowl)	10-16	55,347	NBC
1980	Nov. 29	Arizona State	7-44	53,108	ABC
1982	Oct. 30	at Washington State	34-17	27,412	ABC
1983	Oct. 1	at California	33-33	40,018	ABC
1983	Nov. 26	at Arizona State	17-15	70,033	CBS
1985	Dec. 28	# Georgia (Sun Bowl)	13-13	52,203	CBS
1986	Sept. 27	at Colorado (AM)	24-21	41,024	Raycom
	Oct. 11	at UCLA (AM)	25-32	51,279	CBS
	Nov. 22	# Arizona State	34-17	58,267	CBS
	Nov. 30	# Stanford (Tokyo, Japan)	24-29	55,000	ESPN
	Dec. 27	# North Carolina (Aloha Bowl)(AM)	30-21	26,793	ABC
1987	Nov. 28	# at Arizona State	23-23	70,839	ABC
1988	Oct. 1	Southern California (N)	16-38	53,314	Pac-10
	Oct. 15	Washington State (N)	45-28	48,287	Pac-10
	Oct. 22	UCLA	3-24	49,922	ABC
	Oct. 29	California (N)	7-10	47,182	Pac-10
	Nov. 12	Oregon (N)	41-27	40,367	Pac-10
	Nov. 26	Arizona State (T)	28-18	56,978	Pac-10
1989	Sept. 2	Stanford (N)	19-3	48,712	Prime
	Sept. 23	Washington (N)	20-17	50,935	Prime
	Sept. 30	at Oregon	10-16	39,631	Prime
	Oct. 14	UCLA	42-7	51,562	ABC
	Nov. 4	at California	28-29	29,000	ABC
	Nov. 11	Southern California	3-24	52,606	ABC
	Dec. 31	# NCState (Copper Bowl-N)	17-10	37,237	Turner
1990	Sept. 29	California	25-30	52,731	Prime
	Oct. 6	at UCLA	28-27	50,156	ABC

	Oct. 27	Washington State (N)	42-34	55,520	Prime
	Nov. 3	at Washington	10-54	70,111	ABC
	Nov. 24	Arizona State (N)	21-17	57,112	Prime
	Dec. 25	# Syracuse (Aloha Bowl) (AM)	0-28	32,217	ABC
1991	Sept. 7	at Ohio State	14-38	92,743	ABC
	Sept. 14	Stanford	28-23	43,055	Prime
	Sept. 21	California (N)	21-23	46,715	Prime
	Oct. 5	at Washington	0-54	72,495	Prime
	Nov. 16	Southern California (T)	31-14	41,053	Prime
	Nov. 23	at Arizona State (N)	14-37	73,427	Prime
1992	Sept. 12	Washington State (T)	20-23	39,112	Prime
	Oct. 3	UCLA (N)	23-3	50,708	Prime
	Oct. 28	at California (T)	24-17	46,000	Prime
	Nov. 7	Washington	16-3	58,510	ABC
	Nov. 14	at Southern California	7-14	53,849	ABC
	Dec. 31	# Baylor (Hancock Bowl)	15-20	41,622	CBS
1993	Oct. 2	Southern California (T)	38-7	56,075	ABC
	Oct. 16	Stanford (N)	27-24	57,799	Prime
	Oct. 23	Washington State	9-6	46,675	ABC
	Oct. 30	at UCLA (N)	17-37	66,656	ESPN
	Nov. 13	at California	20-24	35,000	ABC
	Nov. 26	at Arizona State (N)	34-20	73,115	ABC
	Jan. 1,	#Miami, Fla. (Fiesta Bowl)	29-0	72,260	NBC
1994	Sept. 1	#at Georgia Tech (N)	19-14	45,112	ESPN
	Sept. 24	at Stanford	34-10	42,593	ABC
	Oct. 15	at Washington State (T)	10-7	37,600	Prime
	Oct. 22	UCLA	34-24	58,817	ABC
	Oct. 29	at Oregon	9-10	36,760	ABC
	Nov. 12	at Southern California	28-45	61,264	ABC
	Nov. 25	Arizona State (T)	28-27	58,810	ABC
	Dec. 27	#Utah (Freedom Bowl)	13-16	27,477	Raycom
1995	Sept. 7	#Georgia Tech (N)	20-19	46,786	Prime
	Sept. 16	#at Illinois (AM)	7-9	57,134	ESPN
	Sept. 23	Southern California (N)	10-31	58,503	Prime
	Sept. 30	California (T)	20-15	44,564	Prime
	Oct. 14	at UCLA (T)	10-17	43,798	ABC
	Oct. 28	at Washington State (N)	24-14	32,924	Prime
	Nov. 4	at Oregon State (N)	14-9	22,913	Prime
	Nov. 11	Oregon	13-17	53,736	ABC
	Nov. 24	#Arizona State (T)	31-28	67,606	Prime
1996	Sept. 7	#at Iowa	20-21	68,267	ESPN
	Sept. 14	#Illinois (N)	41-0	43,012	Fox
	Sept. 21	at Washington	17-31	73,414	ABC
	Oct. 12	#at Southern California (N)	7-14	51,088	Fox
	Nov. 16	UCLA	35-17	47,171	ABC
	Nov. 23	#Arizona State (N)	14-56	59,920	Fox
1997	Sept. 4	#at Oregon	9-16	38,035	Fox
	Sept. 20	at Ohio State	20-28	91,152	ABC
	Sept. 27	#at UCLA	27-40	50,188	Fox
	Oct. 11	#Stanford (N)	28-22	40,273	Fox
	Oct. 18	Washington	28-58	50,585	ABC
	Oct. 25	at Washington State	34-35	31,137	ABC
	Nov. 15	#California (N)	41-38	37,111	Fox
	Nov. 28	#at Arizona State (N)	28-16	73,682	Fox
	Dec. 27	#New Mexico (Insight Bowl) (N)	20-14	49,385	ESPN
1998	Sept. 3*	#at Hawaii (T)	27-6	38,745	ESPN2
	Sept. 19	#Iowa (N)	35-11	52,634	FSN
	Sept. 24**	#at San Diego State (T)	35-15	23,811	ESPN
	Oct. 3	#at Washington (N)	31-28	71,469	FSN
	Oct. 10	#UCLA (N)	28-52	58,738	FSN
	Oct. 31	Oregon (T)	38-3	44,931	Fox Syn.
	Nov. 14	at California (T)	27-23	36,500	Fox Syn.
	Nov. 27	#Arizona State (N)	50-42	57,953	FSN
	Dec. 30	#Nebraska, Holiday Bowl (N)	23-20	65,354	ESPN
1999	Aug. 28	#at Penn State	7-41	97,168	ABC
	Sept. 5	#at Texas Christian (N, +)	35-31	34,612	FSN
	Sept. 18	#Stanford (N)	22-50	47,273	FSN
	Oct. 9	Southern California	31-24	51,418	ABC
	Oct. 23	#Oregon (N)	41-44	55,251	FSN
	Nov. 6	Washington	25-33	56,614	ABC
	Nov. 13	#at Oregon State (N)	20-28	33,314	FSN
	Nov. 27	#at Arizona State	27-42	68,102	ABC
2000	Sept. 2	#at Utah	17-3	41,352	ESPN2
	Sept. 9	#Ohio State	17-27	57,367	FSN
	Oct. 7	at Southern California	31-15	49,342	ABC
	Oct. 21	#at Oregon	10-14	45,950	FSN
	Oct. 28	UCLA	24-27	45,540	ABC
	Nov. 4	at Washington	32-35	70,411	ABC
	Nov. 11	#Oregon State	9-33	44,109	FSN
	Nov. 24	#Arizona State (\$)	17-30	54,297	FSN
		Also: FSN AZ - SDSU, at Stanford, WSU			
2001	Aug. 30	#at San Diego State(\$*)	23-10	28,386	ESPN2
	Oct. 6	#Oregon (N)	28-63	45,258	FSN
	Oct. 13	#at Oregon State	3-38	36,619	FSN
	Oct. 20	at Washington	28-31	71,108	FSN
	Oct. 27	Southern California	34-41	46,399	FSN
	Nov. 10	Stanford	37-51	40,632	ABC
	Nov. 23	#at Arizona State (\$)	34-21	55,831	FSN
		Also: FSN AZ - Idaho, UNLV, WSU, at California			
2002	Sept. 21	#at Wisconsin (AM)	10-31	78,582	ESPN2
	Oct. 5	#Oregon (N)	14-31	47,356	FSN
	Oct. 26	Washington State	13-21	46,462	FSN

2010 Arizona Football

	Nov. 29	#Arizona State	20-34	47,005	FSN
	Also: FSN AZ - NAU, Utah, at UW, at Stanford, at OSU, UCLA				
2003	Sept. 6	#Louisiana State	13-59	46,110	TBS
	Sept. 13	#Oregon	10-48	40,462	TBS
	Oct. 11	#UCLA	21-24	44,481	FSN
	Nov. 15	#Southern California	0-45	39,201	TBS
	Nov. 28	#at Arizona State	7-28	55,498	FSN
	Also: FSN AZ - TCU, at WSU, at Oregon State, UW				
2004	Sept. 18	#Wisconsin	7-9	50,275	FSN
	Oct. 2	Washington State	19-20	43,579	ABC
	Nov. 13	#at USC (N)	9-49	80,167	FSN
	Nov. 26	#Arizona State	34-27	55,095	FSN
	Also: FSN AZ - NAU, Utah games				
2005	Sept. 2	#at Utah (N)	24-27	45,528	ESPN
	Oct. 1	#at California	0-28	55,944	TBS
	Oct. 8	#at USC	21-42	90,221	FSN
	Nov. 25	#at Arizona State	20-23	67,635	FSN
	Also: FSN AZ - NAU, UW; FSN West2 - UCLA				
2006	Sept. 2	#BYU (N)	16-13	58,450	TBS
	Sept. 9	#at LSU	3-45	92,221	ESPN2
	Sept. 23	Southern California	3-20	58,801	ABC
	Nov. 11	California	24-20	55,519	ABC
	Nov. 25	#Arizona State	14-28	57,895	FSN
	Also: FSN AZ - S.F. Austin, at UCLA, at Oregon				
2007	Sept. 1	#at BYU	7-20	64,525	Versus
	Sept. 22	#at California	27-45	56,021	Versus
	Oct. 13	Southern California	13-20	84,671	ABC
	Nov. 3	UCLA	34-27	51,727	ABC
	Nov. 10	#Oregon (N)	34-24	50,387	ESPN
	Dec. 1	#at Arizona State (N)	17-20	71,706	ESPN2
	Also: FSN AZ - New Mexico, WSU, Stanford, Washington (synd.)				
2008	Sept. 13	#at New Mexico (N)	28-36	32,337	CBSC
	Sept. 20	#at UCLA	31-10	65,434	FSN
	Oct. 4	#Washington (N)	48-14	55,624	Versus
	Oct. 25	#Southern California (N)	10-17	57,427	FSN
	Nov. 22	#Oregon State (N)	17-19	48,503	Versus
	Dec. 6	#Arizona State (N)	31-10	58,704	ESPN
	Dec. 20	#Brigham Young (N) - Las Vegas	31-21	40,047	ESPN
	Also: FS Arizona - California, Oregon				
2009	Sept. 19	at Iowa	17-27	70,585	ABC/ESPN2
	Sept. 26	#at Oregon State (T)	37-32	42,119	Versus
	Oct. 17	#Stanford (T)	43-38	53,479	Versus
	Nov. 14	#at California (T)	16-24	53,347	Versus
	Nov. 21	Oregon (N)	41-44	57,863	ABC
	Nov. 28	at Arizona State	20-17	55,989	ABC
	Dec. 5	#at USC	21-17	83,753	ABC
	Dec. 30	#Nebraska-Holiday Bowl (T)	0-33	64,607	ESPN
	Also: Wildcats TV/FSAZ: CMich., NAU, UW, UCLA				

* Thursday; \$ Friday; + Sunday; N Night Game; AM Morning kickoff; # National Game; T Twilight

Wildcats on Television

Overall Record (184 appearances)	80-100-4
National Television Appearances (77)	31-44-2
Regional Television Appearances (91)	41-48-2
Bowl Games (13)	6-6-1

Arizona in the Pro Ranks

Wildcats in the Top Round of the NFL Draft

The University of Arizona has had 10 players selected in the first round of the National Football League draft, with the most recent being cornerback Antoine Cason in 2008.

The Arizona first-round selections and their draft order are:

1939 (10 th)	Walter Ring Nielsen, running back, New York Giants
1968 (26 th)	Bill Lueck, guard, Green Bay Packers
1976 (16 th)	Mike Dawson, defensive tackle, St. Louis Cardinals
1984 (7 th)	Ricky Hunley, linebacker, Cincinnati Bengals
1990 (8 th)	Chris Singleton, linebacker, New England Patriots
1990 (11 th)	Anthony Smith, defensive tackle, Oakland Raiders
1991 (27 th)	John Fina, offensive tackle, Buffalo Bills
1999 (10 th)	Chris McAlister, cornerback, Baltimore Ravens
2000 (31 st)	Trung Canidate, tailback, St. Louis Rams
2008 (27 th)	Antoine Cason, cornerback, San Diego Chargers

Arizona in the 2010 NFL Draft

Two Wildcats were picked in the April 2010 draft, giving Arizona 12 in the last four years. Tight end Rob Gronkowski was the 10th pick in the second round by the New England Patriots, the 42nd overall choice. Defensive tackle Earl Mitchell was the 17th pick in the third round by the Houston Texans, the 81st overall selection. Shortly afterward linebacker Vuna Tuihalamaka and cornerback Devin Ross were among players signing free agent deals along with h-back Chris Gronkowski, guard Mike Diaz and safety Cam Nelson.

Wildcats in Professional Football

Note: Players must be on regular-season active roster, taken in the most recent draft, signed for current year tryouts, or otherwise affiliated as noted, to be listed. Bold signifies active. Special thanks for research to Dave Petruska, Anthony Gimino and Frankie Acosta.

Round

Drafted (first-round selection order noted)

12	David Adams, running back, Dallas (1987); Hamilton (1990)
8	Brad Anderson, wide receiver, Chicago (1984-85)
12	Jim Arneson, offensive line, Dallas (1973-74), Washington (1975)
2	Mark Arneson, linebacker, St. Louis, (1972-80)
9	Emil Banjavcic, back, Detroit (1942)
	Rod Barksdale, receiver, Dallas (1987)
	Kevin Barry, offensive line, Green Bay (2002-05; 06 IR), Houston (IR, 07)
6	Michael Bates, running back, Seattle (1993-94), Cleveland (1995), Carolina (1996-2000,02), Washington (2001), Dallas/NYJ (2003)
	Danny Baugher, punter, New England Patriots (2006 PS; NFL07)
	Jerry Beasley, linebacker, British Columbia (1990-91)
4	Marcus Bell, linebacker, Seattle (2000-02), Houston (2004)
4	Mike Bell, running back, Denver (2006-07), New Orleans (08-09)
	Theopolis "T" Bell, flanker, Pittsburgh (1976-80), Tampa Bay (1981-85)
	Steve Boadway, linebacker, Ottawa (1985), Detroit (1987)
	Tony Bouie, defensive back, Tampa Bay (1995-98)
14	Greg Boyd, defensive back, New England (1973), New Orleans (1974)
6	Brant Boyer, linebacker, Miami (1994), Jacksonville (1995-00), Cleveland (2001-04)
3	Lance Briggs, linebacker, Chicago (2003-09)
2	Eben Britton, offensive tackle, Jacksonville (2009)
3	Tedy Bruschi, linebacker, New England (1996-2008)
7	Chester Burnett, linebacker, Washington (1998), Jacksonville (1999), Cleveland (2000)
9	Chris Brewer, running back, Denver (1984), Chicago (1987)
	Copeland Bryan, defensive end, Chicago (2006 PS), Buffalo (2007-08), Detroit 09
1 (31)	Trung Canidate, RB, St. Louis (2000-02), Washington (2003-04)
	Ontiwaun Carter, running back, Calgary (1994-96)
1 (27)	Antoine Cason, cornerback, San Diego (2008-09)
4	Chuck Cecil, S, Green Bay (1988-92), Phoenix (1993), Houston (1995)
	Jermaine Chatman, cornerback, Denver (2004), Calgary (2005-06, Saskatchewan (07)
3	Bob Cobb, defensive end, Los Angeles ('81), Tampa Bay ('82)
	Don Corbitt, center, Washington (1948)
	Larry Croom, running back, Arizona (2004)
3	Bob Crum, defensive end, St. Louis (1974)
	Jack Davis, guard, Denver (1960)
1 (16)	Mike Dawson, defensive tackle, St. Louis (1976-82), Detroit (1983), Kansas City (1984)
	Bill Demory, quarterback, N.Y. Jets (1973-74)
	Richard Dice, receiver, British Columbia (1998)
	Charlie Dickey, offensive line, Pittsburgh (1987)
	Curt DiGiacomo, guard, San Diego (1986), Kansas City (1988)
7	Lionel Dotson, defensive line, Miami (2008-09)
	Joe Drake, defensive tackle, Philadelphia (1985), San Francisco (1987)
	Larry Dumelie, defensive back, Saskatchewan (1960-68)
	Biren Ealy, receiver, Tennessee (2007 developmental)
6	Hicham El-Mashtoub, center, Houston (1995-96), Tennessee (1997), Edmonton (1999)
7	Fred W. Enke, quarterback, Detroit (1948-51), Philadelphia (1952), Baltimore (1953-54)
4	Byron Evans, linebacker, Philadelphia (1987-94)
	Jeff Fairholm, wingback, Saskatchewan (1988-91)
	Larry Fairholm, defensive back, Montreal (1965-72)
1 (27)	John Fina, offensive tackle, Buffalo (1992-2001), Arizona (2002-04)
7	Nick Folk, kicker, Dallas Cowboys (2007-09), Jets
	Mike Freeman, offensive line, Denver (1984, 86-87), Los Angeles Raiders (1988); Denver-Arena (1990-91)
	Phil Freeman, receiver, Tampa Bay (1985-87)
	Makai Freitas, offensive tackle, Rhein-NFL0 (2001)
6	Makoa Freitas, offensive line, Indianapolis (2003-04)
6	Ron Gardin, back, Baltimore (1970-71), New England (1971)
	Frank Garcia, punter, Seattle (1981), Tampa Bay (1983-87)
11	Gary Gibson, linebacker, Boston Breakers (1983)
	Steven Grace, center, Arizona (2002), NFL0-Rhein (2003)
	Marshane Graves, offensive line, Denver (1984), Indianapolis (1987)
11	Marcellus Greene, DB, Toronto (1981,1983), Minnesota (1984), Saskatchewan (1982)
15	Tom Greenfield, center, Green Bay (1939-41)
	Fritz Greenlee, receiver, San Francisco (1969)
	Daniel Greer, defensive tackle, Rhein-(2000-01) LA-AFL ('02)
5	Richard Griffith, tight end, New England (1993), Jacksonville (1995-00)
2	Rob Gronkowski, tight end, New England (2010 draft)
9	Al Gross, safety, Cleveland (1983-87)
	Drew Hardville, defensive back, Toronto (1981), British Columbia ('82), Chicago Blitz ('83)

2010 Arizona Football

	Gilbert Harris, running back, Kansas City (2007)		2	Dennis Northcutt, Cleveland (2000-06), Jacksonville ('07-'08), Detroit (09)
	Rickie Harris, back, Washington (1965-70), New England (1971-72)			Jim Oldham, end, Racine Legion (1926)
3	Sean Harris, linebacker, Chicago (1995-2000), Indianapolis (2001)		10	Hubert Oliver, fullback, Philadelphia (1981-85), Baltimore/Houston (1986)
11	Keith Hartwig, wide receiver, Green Bay (1977)		7	Chuck Osborne, defensive tackle, St. Louis (1996), Oakland (1998-99), New England (2000)
5	Larry Heater, running back, N.Y. Giants (1980-83)		3	Glenn Parker, offensive tackle, Buffalo (1990-96), Kansas City (1997-99), New York Giants (2000-01)
4	Brad Henke, DL, Denver (1989), offensive line, Raleigh-Durham (1991); Fort Worth-AFL ('94)		3	Ty Parten, defensive tackle, Cincinnati (1993-95), Kansas City (1997-00), Birmingham (2002)
2	Chris Henry, RB, Tennessee Titans (2007-09), Houston (09)			Glenn Perkins, linebacker, Arizona Wranglers (1983)
2	Joe Hernandez, back, Toronto (1962), Washington (1964)		11	Vince Phason, defensive back, British Columbia (1975-76), Edmonton (1976), Winnipeg (1976-84)
	Alfondia Hill, receiver, Arizona Wranglers (1984)			Antonio Pierce, linebacker, Washington (2001-04), NY Giants ('05-09)
3	Derek Hill, receiver, Pittsburgh (1989-90), Phoenix (1991); Anaheim-AFL (1997)		6	Scott Piper, wide receiver, Buffalo (1976)
11	George Hinkle, DL, San Diego (1988-91), Washington/Minnesota (1992), Cincinnati (1993)			Jose Portilla, offensive tackle, Atlanta Falcons (1998-99)
	Harry Holt, tight end, British Columbia (1978-83), Cleveland Browns (1983-86), San Diego (1987)		7	DaShon Polk, linebacker, Buffalo Bills (2000-03), Houston (2004-06)
8	Mitch Hoopes, punter, Dallas (1975), S. Diego (76), Houston (76-77), Detroit (77), Boston Breakers (1983)			Pulu Poumele, Toronto (1998)
	Jon Horton, receiver, London Monarchs (1991)		4	Randy Robbins, defensive back, Denver (1984-92)
	Brad Hubbert, back, San Diego (1967-70)		4	Mike Robinson, defensive tackle, Cleveland (1981-82), Boston Breakers (1983), New Orleans Breakers (1984)
9	Floyd Hudlow, end Buffalo (1965), Atlanta (1967-68)		3	Paul Robinson, back, Cincinnati (1968-72), Houston (1972-73)
	LaMonte Hunley, linebacker, Indianapolis (1985-86)		5	Ruben Rodriguez, punter, Seattle (1987-89), N.Y. Giants (1992)
1 (7)	Ricky Hunley, linebacker, Denver (1984-87), Phoenix (1988), Los Angeles Raiders (1989-90)			Gerald Roper, offensive guard, British Columbia (1982-88), Ottawa (1990)
	Chris Jennings, running back, Cleveland (2009)			Devin Ross, cornerback, Philadelphia (10 FA)
	Jason Johnson, quarterback, Edmonton (2005-06)			Martin Rudolph, defensive back, Denver (1987)
7	Keshon Johnson, cornerback, Chicago (1993, 95), Green Bay (1994, 1997)		4	Joe Salave'a, defensive tackle, Tennessee (1998-2002, San Diego (2003), Washington (2004-06)
7	Michael Johnson, safety, New York Giants (2007-09)			Brandon Sanders, safety, New York Giants (1997-1998)
9	Reggie Johnson, defensive lineman, British Columbia Lions (1991-92)		7	Manuia Savea, offensive lineman, Cleveland (2000)
2	Vance Johnson, receiver, Denver (1985-93, 95)		7	Chris Schultz, offensive tackle, Dallas Cowboys (1983, 85), Toronto (1987-92)
	Frank Kalil, offensive guard, Arizona Wranglers (1983), Houston Gamblers (1984)		5	Yusuf Scott, offensive guard, Arizona Cardinals (1999-2001)
6	John Kaiser, linebacker, Seattle (1984-86), Buffalo (1987)		5	Mike Scurlock, defensive back, St. Louis (1995-98), Carolina (1999)
	Gene Kiniski, defensive line, Edmonton (1949,1952-53)			Paul Shields, running back, Indianapolis Colts (1999-2001)
	Abe "Sonny" Karnofsky, back, Philadelphia (1945), Boston (1946)		1 (8)	Chris Singleton, linebacker, New England (1990-93), Miami (1993-96)
	Abe Karnofsky, back, Philadelphia (1945), Boston (1946)			Bronco Smilanich, back, Cleveland Rams (1939)
9	Mark Keel, tight end, Arizona Wranglers (1983), Chicago Blitz (1984), Arizona Outlaws (1985), New England (86), Seattle/Kansas City (1987)		1 (11)	Anthony Smith, defensive line, Los Angeles Raiders (1991-97)
	Jeff Kiewel, offensive guard, Arizona Wranglers (1983-84), Atlanta (1985-87)			Marcus Smith, defensive line, Baltimore Ravens (2008), Buffalo (res. 09), Montreal (10)
	Jim Krohn, quarterback, Winnipeg (1980-81), Philadelphia Stars (1983)		7	Jimmy Sprotte, linebacker, Tennessee; Cincinnati (1998-99)
	Ivan Lesnik, defensive line, L.A. Express (1984)		6	Hank Stanton, wide receiver, Boston Yankees* (1946-47)
6	Spencer Larsen, linebacker, Denver, (2008-09)		7	Syndric Steptoe, wide receiver, Cleveland Browns (2007-09)
2	Chuck Levy, running back, Arizona (1994), San Francisco (1997-98)		4	Ricky Stevenson, back, Cleveland (1970)
3	Darryll Lewis, cornerback, Houston/Tennessee (1991-98), San Diego (1999-2000)		5	Mark Streeter, defensive back, Toronto (1982), Hamilton (1983-88)
5	Roderick Lewis, tight end, Tennessee Oilers (1994-97)			Dwayne Strozier, receiver, Boston Breakers (1983)
	Warren Livingston, defensive back, Dallas (1961-66)		7	Joe Tafoya, defensive end, Chicago (2001-04), Seattle ('05-06), Arizona (07)
6	Danny Lockett, linebacker, Detroit (1987-88), London (1991-92)			Robert Temple, end, Milwaukee Chiefs (1940-41)
7	Mike Lucky, tight end, Dallas Cowboys (1999-2002)		4	Mike Thomas, receiver, Jacksonville (2009)
1 (26)	Bill Lueck, guard, Green Bay (1968-74), Philadelphia (1975)		3	Bobby Thompson, back, Detroit (1964-68), New Orleans (1969), Montreal (1962-63,71)
	Richard Maddox, linebacker, Birmingham (1995)			Andrae Thurman, receiver, Green Bay (2004), Tennessee ('05)
	Kelly Malveaux, cornerback, Saskatchewan ('99), Calgary ('01-03), Montreal ('05), Winnipeg (06-08), Edmonton (09)		2	Joe Tofflemire, center, Seattle (1989-94)
4	Brandon Manumaleuna, tight end, St. Louis (2001-05), San Diego ('06-'09)			Vuna Tuihalamaka, linebacker, Indianapolis (10 FA)
8	Stan Mataele, nose guard, Green Bay (1987)			Van Tuinei, de, San Diego (1997), Indianapolis (1998), Chicago (1999-2000), Indiana Firebirds (2002)
1 (10)	Chris McAlister, cornerback, Baltimore Ravens (1999-2008), New Orleans (09)			Ted Urness, defensive back, Saskatchewan (1961-70)
5	Bob McCall, back, New England (1973)			Terry Vaughn, wide receiver, Calgary (1995-97), Edmonton (1998-2004), Montreal ('05), Hamilton ('06)
	Glenn McCormick, center, Arizona Wranglers (1983)			Ronald Veal, quarterback, Hamilton Tigercats (1991)
	Jeremy McDaniel, wide receiver, Buffalo Bills (1999-2001)		5	Bobby Wade, receiver, Chicago (2003-05), Tennessee ('05-06), Minnesota (07-08), Kansas City (09)
6	Bill McKinley, defensive end-linebacker, Buffalo (1971)		2	Jackie Wallace, defensive back, Minnesota (1974), Baltimore (1975-76), Los Angeles (1977-79)
	Marques McFadden, tackle, Atlanta (2001), Amsterdam-NFLE (02, Dallas (02)			Mark Walczak, tight end, center, Buffalo/Indianapolis (1987), Phoenix (1988), San Diego (1989, 91)
3	Steve McLaughlin, place kicker, St. Louis (1995)		5	Rob Waldrop, defensive tackle, Kansas City (1994-95), Toronto (1996)
11	Chris McLemore, RB, Indianapolis (1987), Los Angeles Raiders (1987-88)			Brian Warren, linebacker, Edmonton (1989-91)
4	John Mellekas, offensive tackle, Chicago (1956-61), San Francisco (1962), Philadelphia (1963)		11	Dana Wells, defensive line, Cincinnati (1989)
3	Frank Middleton, offensive guard, Tampa Bay (1997-2000), Oakland (2001-04)			Ray Wells, linebacker, Tennessee (2003), San Francisco (2004)
	Josh Miller, punter, Baltimore CFL (1994-955), Pittsburgh (1996-03), New England ('03-06), Tennessee ('07)			K. Dale West, defensive line, Saskatchewan (1962-68)
	Walt Mince, defensive back, Saskatchewan (1962)			Bob Whitlow, C/G, Washington (1960-61), Detroit (1961-65), Atlanta (1966), Cleveland '68
3	Earl Mitchell, defensive tackle, Houston (2010 draft)		7	Armon Williams, db, Tennessee (1997)
6	Darryl Morrison, safety, Washington (1993-96)			Rodney Williams, receiver, Oakland Raiders (1998-1999)
4	Edwin Mulitalo, offensive tackle, Baltimore Ravens (1999-2006); Detroit (2007-08)		2	Eddie Wilson, quarterback, Kansas City (1962-64), Boston (1965)
	Lee Mulleaneaux, back, New York Giants (1932)		4	Rob Woods, offensive tackle, Cleveland (1991)
	Tony Neely, safety, Arizona Wranglers (1983)		4	Joe Young, end, Denver (1960-61)
	Nate Ness, safety, Miami (2009)			Max Zendejas, kicker, Washington (1986), Green Bay (1987-88)
1 (10)	Walter Nielsen, back, N.Y. Giants (1940)			
6	John Nies, Punter, Buffalo (1990), Sacramento (1991)			
	Earle Nolan, tackle, Chicago Cardinals (1937-38)			

2010 Arizona Football

Super Bowl Cats

Former UA players made 17 appearances in the Super Bowl during the past decade and Arizona has a total number of 42 overall player appearances in the NFL Championship tilt, most by starters. Three former Wildcats played in Super Bowl XLII in 2008 in Glendale, Ariz., for the most in any one season. Since retired linebacker Tedy Bruschi and offensive lineman Glenn Parker lead all UA players with five Super Bowls – all of Bruschi's with the New England Patriots and Parker in four with the Buffalo Bills and one with the New York Giants. Former Wildcat Bruschi, the NCAA career sack leader when he left college, has the best Super Bowl jewelry collection with three Championship rings as the starting middle linebacker for the Patriots in the 2000s. In 2008 starting linebacker Antonio Pierce and backup DB Michael Johnson took home championship rings for the New York Giants over Bruschi's Pats.

Here are UA Super Bowl players:

Glenn Parker, OL	5 (1991-94, 2001, Bills and Giants)
Tedy Bruschi, LB	5 (1997, 2002, 2004-05, 2008, Patriots)
Vance Johnson, WR	3 (1987-88, 1990, Broncos)
Randy Robbins, S	3 (1987-88, 1990, Broncos)
John Fina, OL	2 (1993, 1994), Bills
Ricky Hunley, LB	2 (1987-88, Broncos)
Mike Freeman, C	2 (1987-88, Broncos)
Theo Bell, WR	2 (1979-80, Steelers)
Jackie Wallace, CB	2 (1975, 1980, Vikings, Rams)
Mike Bell, RB	2010, Saints
Michael Johnson, DB	2008, Giants
Antonio Pierce, LB	2008, Giants
Lance Briggs, LB	2007, Bears
Joe Tafoya, DE	2006, Seahawks
Josh Miller, P	2005, Patriots
Frank Middleton, OL	2003, Raiders
Trung Canidate, RB	2002, Rams
Brandon Manumaleuna, TE	2002, Rams
Edwin Mulitalo, OL	2001, Ravens
Chris McAlister, CB	2001, Ravens
Joe Salave'a, DT	2000, Titans
Jose Portilla, OL	1999, Falcons
Brad Henke, DT	1990, Broncos
Mitch Hoopes, P	1976, Cowboys
Ron Gardin, WR	1971, Colts

Wildcats in the Pro Bowl

Eight former Wildcats have played in the National Football League's Pro Bowl, for 18 total all-star honors. Chicago Bears' linebacker Lance Briggs (5) and former Carolina Panthers' return man Michael Bates (5) lead former UA stars in appearances.

1992	Chuck Cecil, Green Bay Packers FS
1995	Darryll Lewis, Houston Oilers CB
1996-2000	Michael Bates, Carolina Panthers KR
2003-04	Chris McAlister, Baltimore Ravens CB
2004	Tedy Bruschi, New England Patriots LB
2006	Lance Briggs, Chicago Bears LB
2007	Chris McAlister, Baltimore Ravens CB
	Antonio Pierce, Washington Redskins LB
	Lance Briggs, Chicago Bears LB (dnp)
2008	Nick Folk, Dallas Cowboys PK
	Lance Briggs, Chicago Bears LB (dnp)
2009	Lance Briggs, Chicago Bears LB
2010	Lance Briggs, Chicago Bears LB

Wildcats on NFL All-Decade Teams

LB Lance Briggs, Chicago Bears 2000s
 LB Tedy Bruschi, New England Patriots 2000s
 P Josh Miller, New England Patriots 2000s

University of Arizona – NFL Draft History

Year	Rd	Pick	Overall	Name	Team
2010	2	10	42	Rob Gronkowski, TE	Patriots
	3	17	81	Earl Mitchell, DT	Texans
2009	2	7	39	Eben Britton, OT	Jacksonville
	4	7	107	Mike Thomas, WR	Jacksonville
2008	1	27	27	Antoine Cason, CB	Chargers
	6	17	183	Spencer Larsen	Broncos
	7	5	212	Wilrey Fontenot, CB	Falcons
	7	38	245	Lionel Dotson, DE	Dolphins
2007	2	18	50	Chris Henry, RB	Titans
	6	4	178	Nick Folk, K	Cowboys
	7	14	224	Michael Johnson, S	Giants
	7	24	234	Syndric Steptoe, WR	Browns
2006	7	22	230	Kili Lefotu, OL	Redskins
2003	3	4	68	Lance Briggs, LB	Bears
	5	4	139	Bobby Wade, WR	Bears
	6	35	208	Makoa Freitas, OL	Colts
2001	4	34	129	Brandon Manumaleuna, TE	Rams
	7	34	234	Joe Tafoya, DE	Buccaneers
2000	1	31	31	Trung Canidate, RB	Rams

	2	1	32	Dennis Northcutt, WR	Browns
	4	22	116	Marcus Bell, LB	Seahawks
	7	1	207	Manuia Savea, OL	Browns
	7	45	251	DaShon Polk, LB	Bills
1999	1	10	10	Chris McAlister, CB	Ravens
	4	34	129	Edwin Mulitalo, OL	Ravens
	5	35	168	Yusuf Scott, OL	Cardinals
	7	23	229	Mike Lucky, TE	Cowboys
1998	4	15	107	Joe Salave'a, DT	Oilers
	7	16	205	Jimmy Sprotte, LB	Oilers
	7	19	208	Chester Burnett, LB	Vikings
1997	3	3	63	Frank Middleton, OL	Buccaneers
	7	15	216	Armon Williams, DB	Oilers
1996	3	25	86	Tedy Bruschi, LB	Patriots
	7	13	222	Chuck Osborne, DT	Rams
1995	3	18	82	Steve McLaughlin, K	Rams
	3	19	83	Sean Harris, LB	Bears
	5	6	140	Mike Scurlock, DB	Rams
	6	3	174	Hicham El-Mashtoub, C	Oilers
1994	2	9	38	Chuck Levy, RB	Cardinals
	5	25	156	Rob Waldrop, DT	Chiefs
	5	26	157	Roderick Lewis, TE	Oilers
	6	16	177	Brant Broyer, LB	Dolphins
1993	3	7	63	Ty Parten, DT	Bengals
	5	26	138	Richard Griffith, TE	Patriots
	6	15	155	Darryl Morrison, DB	Redskins
	7	5	173	Keshon Johnson, CB	Bears
1992	1	27	27	John Fina, OL	Bills
	6	10	150	Michael Bates, WR	Seahawks
1991	2	11	38	Darryl Lewis, DB	Oilers
	12	12	318	Zeno Alexander, LB	Lions
1990	1	8	8	Chris Singleton, LB	Patriots
	1	11	11	Anthony Smith, DL	Raiders
	3	16	69	Glenn Parker, OL	Bills
	6	17	154	John Nies, P	Bills
	10	2	250	Donnie Salum, LB	Falcons
1989	2	16	44	Joe Tofflemire, C	Seahawks
	3	5	61	Derek Hill, WR	Steelers
	4	21	105	Brad Henke, DL	Giants
	4	27	111	Rob Woods, OL	Bengals
	11	27	306	Dana Wells, DL	Bengals
1988	4	7	89	Chuck Cecil, DB	Packers
	11	16	293	George Hinkle, DT	Chargers
1987	4	9	93	Byron Evans, LB	Eagles
	5	19	131	Ruben Rodriguez, P	Seahawks
	6	8	148	Danny Lockett, LB	Lions
	8	2	197	Stan Mataele, DT	Buccaneers
	9	25	248	Alfred Jenkins, TE	Redskins
	11	9	288	Chris McLemore, RB	Raiders
	12	2	309	David Adams, RB	Colts
1986	4	18	100	Max Zendejas, K	Cowboys
	12	12	317	Allan Durden, DB	Lions
1985	2	3	31	Vance Johnson, WR	Broncos
	9	9	233	Joe Drake, DT	Eagles
	10	25	277	John Conner, QB	Seahawks
	11	28	308	David Wood, DL	49ers
1984	1	7	7	Ricky Hunley, LB	Bengals
	4	5	89	Randy Robbins, DB	Broncos
	6	22	162	John Kaiser, LB	Seahawks
	8	16	212	Brad Anderson, WR	Bears
	9	21	245	Chris Brewer, RB	Broncos
	12	16	324	Byron Nelson, OL	Saints
1983	7	21	189	Chris Schultz, OL	Cowboys
	9	16	240	Mark Keel, TE	Patriots
	9	22	246	Al Gross, DB	Cowboys
1982	11	18	297	Bob Carter, WR	Chiefs
	11	19	298	Frank Kalil, OL	Bills
	11	27	306	Gary Gibson, LB	49ers
1981	3	10	66	Robert Cobb, DE	Rams
	4	9	92	Mike Robinson, DE	Browns
	10	27	275	Hubert Oliver, RB	Eagles
	11	20	296	Marcellus Greene, DB	Rams
1980	2	26	54	Cleveland Crosby, DE	Browns
	5	1	111	Mark Streeter, DB	Lions
	6	26	164	Larry Heater, RB	Chiefs
1977	11	17	296	Charles Nash, WR	Browns
	11	27	306	Keith Hartwig, WR	Vikings
1976	1	22	22	Mike Dawson, DT	Cardinals
	4	28	120	Theo Bell, WR	Steelers
	6	15	171	Scott Piper, WR	Bills
	13	7	354	Brian Murray, OL	Browns
	16	14	445	Dennis Anderson, P	Chiefs
1975	8	18	200	Mitch Hoopes, P	Cowboys
	9	17	225	Rousell Williams, DB	Broncos
	11	7	267	Vince Phason, DB	Chargers
	13	7	319	Jim Upchurch, RB	Saints

2010 Arizona Football

	15	18	382	Willie Hamilton, RB	Cowboys
1974	15	16	380	Ransom Terrell, LB	Browns
1973	2	8	34	Jackie Wallace, DB	Vikings
	3	15	67	Bob Crum, DE	Browns
	5	17	121	Bob McCall, RB	Bengals
	6	4	134	Marty Shuford, RB	Saints
	11	24	284	Bob White, DB	Steelers
	12	21	307	Jim Arneson, OL	Cowboys
	14	26	364	Greg Boyd, RB	Dolphins
1972	2	6	32	Mark Arneson, LB	Cardinals
	2	26	52	Charles McKee, WR	Cowboys
	9	18	226	Larry McKee, OL	Browns
	16	1	391	Brian Linstrom, QB	Bills
1971	6	15	145	Bill McKinley, DE	Bills
	13	6	318	John Eggold., DE	Jets
	14	9	347	Willie Lewis, RB	Bears
	14	17	355	Doug Klausen, OL	Cardinals
1970	4	21	99	Ricky Stevenson, DB	Browns
	6	18	148	Ron Gardin, DB	Colts
	11	10	270	Gary Klahr, LB	Saints
1969	9	14	222	Joe Aluise, RB	Bears
1968	1	26	26	Bill Lueck, OG	Packers
	3	27	82	Paul Robinson, RB	Bengals
	11	1	274	Wally Scott, DB	Bengals
	12	10	310	Ed Caruthers, DB	Lions
	17	7	442	Bill Nemeth, C	Dolphins
1966	11	2	157	Darrell Hoover, RB	Rams
1965	9	7	119	Floyd Hudlow, RB	Eagles
	13	7	175	John Fouse, TE	Eagles
1964	9	11	123	John Briscoe, LB	Browns
1962	2	1	15	Joe Hernandez, RB	Redskins
	2	10	24	Eddie Wilson, QB	Lions
	3	10	38	Bobby Thompson, RB	Lions
1961	12	4	158	Walt Mince, B	Rams
1958	15	5	174	Jack Davis, OL	Redskins
	19	11	228	Ed Brown, OL	Browns
1957	30	7	356	Art Luppino, B	Redskins
1956	4	10	47	John Mellekas, OL	Bears
	12	7	140	Max Burnett, B	Packers
	19	2	219	Pete Arrigoni, B	49ers
1955	22	9	262	Ernie Lewis, OL	Eagles
1953	20	9	238	Dick Christiansen, E	Giants
1952	23	8	273	Bill Glazie, E	49ers
1951	18	7	214	Eddie Wolgast, B	Lions
1950	19	11	246	John Smith, E	Rams
	28	9	361	Charley Hall, B	49ers
1949	9	6	87	Johnny Smith, E	Rams
	12	7	118	Harry Varner, B	Redskins
1948	7	2	47	Fred Enke, B	Lions
	16	3	138	Art Pollard, B	Redskins
	28	3	258	Don Corbitt, OL	Redskins
	30	5	280	Hilliard (Junior) Crum, DE	Rams
1946	18	6	166	Boyd Morse, E	Packers
1943	9	1	71	Jack Irish, OL	Lions
	21	4	194	Bob Coutchie, E	Dodgers
	32	2	297	Bob Ruman, B	Steelers
1942	6	7	47	Henry Stanton, E	Dodgers
	9	5	75	Emil Banjavic, B	Lions
1941	13	10	120	Roy Conn, OL	Redskins
	15	6	136	Johnny Black, B	Giants
	21	1	191	Jack Dungan, OL	Giants
1939	1	10	10	Walt Neilson, B	Giants
	15	9	139	Tom Greenfield, OL	Packers

Shawn Parnell, DB/WR, Arizona/Oklahoma/
Los Angeles 1998-01
Brandon Phillips, OL, Arizona 2007
Bobby Roland, DB/WR, Cincinnati/Charlotte 1993-94
Yusuf Scott, OL, Grand Rapids, 2006-07
Warner Smith, OL/DL, Arizona 1997
*Mark Streeter, WR/LB, New York 1988
Mike Strednig, RB/LB, Dallas/Las Vegas 1993-94
Andrae Thurman, WR, Dallas 2007-09
Van Tuinei, DT, Utah 2006
Dan White, QB, Tampa Bay 1997
Eli Wnek, FB/LB, Arizona 2002
Spencer Wray, DB/WR, San Jose/Anaheim/
Grand Rapids 1995-98

Arizona All-Americans

1947 Fred W. Enke, Back, (3rd Team, AP)
1951 Jim Donarski, G, (2nd Team, AP)
1955 Art Luppino, Back, (2nd Team, Williamson)
1961 Eddie Wilson, QB, (3rd Team, AP)
1968 Tom Nelson, T, (3rd Team, AP)
1971 Mark Arneson, LB, (1st Team, TSN)
1972 Jackie Wallace, DB, (1st Team, UPI/ TSN; 3rd Team, AP)
1973 Jim O'Connor, OT, (3rd AP/FN)
1975 Theopolis Bell, WR, (1st Team, NEA)
Mike Dawson, DT, (2nd Team, AP)
1976 Keith Hartwig, WR, (3rd Team, FN)
1979 Cleveland Crosby, DT, (3rd AP/UPI)
1982 Ricky Hunley, ILB, (Consensus 1st team)
(1st team AP/Kodak; 2nd team FN)
1983 Ricky Hunley, ILB, (Consensus 1st - AP/Kodak, UPI, FWAA)
1984 LaMonte Hunley, ILB, (3rd Team, FN)
1985 Allan Durden, S, (1st Team, UPI, NEA, Walter Camp, FN)
Max Zendejas, PK, (2nd Team TSN, 3rd Team FN)
1986 Byron Evans, ILB, (2nd team, AP, FN)
Joe Tofflemire, C, (2nd team, FN)
Chuck Cecil, S, (2nd team, SN; 3rd team, FN)
1987 Chuck Cecil, S, (Consensus 1st - Kodak, FN, UPI, Walter Camp)
Joe Tofflemire, C, (2nd team FN)
1988 Joe Tofflemire, C, (1st team FN)
1989 Glenn Parker, OL, (2nd team FN)
Chris Singleton, OLB, (2nd team TSN)
1990 Darryll Lewis, CB, (Consensus 1st team AP, UPI, FWAA,
Walter Camp, Kodak)
1992 Rob Waldrop, NG, (Consensus 1st team; 1st AP, 1st UPI,
1st FWAA, 2nd FN)
Josh Miller, P, (1st FWAA, TSN)
1993 Rob Waldrop, DT, (Unanimous 1st)
Tedy Bruschi, DE, (2nd team AP)
Sean Harris, ILB, (3rd team AP)
1994 Tedy Bruschi, DE, (Consensus 1st team)
Steve McLaughlin, PK, (Consensus 1st team)
Tony Bouie, FS, (Consensus 1st team)
1995 Tedy Bruschi, DE, (Unanimous 1st)
1997 Chris McAlister, CB, (3rd team TSN)
1998 Chris McAlister, CB, (Unanimous 1st - FWAA, AFCA, WCF,
AP, FN, TSN)
Yusuf Scott, OG, (2nd FN, 3rd AP)
Trung Canidate, RB, (3rd AP)
Keoni Fraser, DL; Makoa Freitas, OG (All Freshman TSN)
1999 Dennis Northcutt, KR, consensus (AP,FWAA):
WR-AFCA 1st team, SN 2nd team, FN 3rd team
Trung Canidate, RB, AP 3rd, FN 3rd, CBS/Sports Line 2nd,
ABC/BCS 2nd
2000 Clarence Farmer, RB, (1st All Freshman TSN,
1st True Freshman Rivals.com)
Michael Jolivet, CB, (1st All Freshman TSN)
Reggie Sampay, C/G, (3rd All Freshman TSN,
1st True Freshman Rivals.com)
2002 Bobby Wade, WR, (2nd TSN)
2004 Antoine Cason, CB, (1st All Freshman TSN, FWAA,
Rivals.com)

Wildcats in the Arena Football League

Marion Bates, RB, Arizona 1998
*Chris Brewer, RB, Denve/New England 1987-88
Troy Dickey, WR, Texas 1996
David Eldridge, RB, Arizona 1992
Rich Fall, PK, Tampa/Houston 1997-98
Mike Freeman, OL/DL, Denver 1990-91
Art Greathouse, RB, Arizona 1992
Daniel Greer, DL/OL, Los Angeles 2000, 2002
Brad Henke, DL/OL, Fort Worth 1994
Jim Hoffman, DL/OL, Arizona 1996
Richard Holt, LB/WR, Arizona 1994
Kelvin Hunter, DB/WR, Chicago/Arizona 2001-05, Utah 2006
Rusty James, OL/DL, Arizona 1998
*Alfred Jenkins, QB, Dallas 1991
*Chuck Levy, WR/DB, Detroit, 2001-02
*Danny Lockett, DL, 1993-97 - Texas, Connecticut, Detroit, Massachusetts,
Orlando, Milwaukee
Jeremy McDaniel, Chicago 2004-05
*Steve McLaughlin, PK, 1998-06, Nashville,
Portland, Buffalo, Arizona

2010 Arizona Football

- Peter Graniello, OL, (2nd All Freshman TSN, Rivals.com)
- 2005** Danny Baugher, P, (1st Pro Football Weekly, 3rd AP)
Mike Thomas, WR (TSN All-Freshman 2nd)
Johnathan Turner, DE (TSN All-Freshman 3rd)
Willie Tuitama, QB; Ronnie Palmer, LB (TSN All-Freshman HM)
- 2006** Antoine Cason, CB (2nd team SI.com/Rivals.com)
Nick Folk, P (3rd team Rivals.com)
Eben Britton, OT (2nd team TSN All-Freshman), 2nd Rivals.com
- 2007** Antoine Cason, CB (consensus 1st team: Walter Camp, AP, TSN, CBS Sports, ESPN.com, Rivals.com, SI.com, CollegeFootballNews)
Spencer Larsen, LB (2nd team Rivals.com, 3rd-team CollegeFootballNews.com)
Mike Thomas, WR (3rd team CFN.com)
Rob Gronkowski (1st team Freshman TSN, Rivals.com, collegefootballnews.com)
Colin Baxter (3rd team collegefootballnews.com; honorable mention TSN)
Keenyn Crier (1st team FWA Freshman, 2nd team Freshman TSN and Rivals.com, 1st team collegefootballnews.com).
Nic Grigsby-RB: TSN and CFN.com honorable mention
- 2008** Rob Gronkowski, TE (3rd team AP, honorable mention Pro Football Weekly)
Keola Antolin, RB (honorable mention collegefootballnews.com all-freshman)
- 2009** Trevin Wade, CB (3rd team CollegeFootballNews)

Academic All-Americans

(Elected by CoSIDA)

- | | |
|------|-----------------------------------|
| 1968 | Mike Moody, G |
| 1975 | Jon Abbott, DT |
| 1976 | Jon Abbott, DT |
| 1977 | Jon Abbott, DT |
| | Doug Henderson, DB (2nd) |
| 1978 | Jeff Whitton, MG (2nd) |
| 1979 | Jeff Whitton, MG (1st) |
| 1982 | Ivan Lesnik, DL (2nd) |
| 1983 | Ivan Lesnik, DL (2nd) |
| 1985 | Chuck Cecil, DB (2nd) |
| 1986 | Chuck Cecil, DB (1st) |
| 1987 | Chuck Cecil, DB (1st) |
| 1996 | Wayne Wyatt, C (1 st) |

Scholar-Athlete Awards

2007 ToyoTires Pac-10 Scholar-Athlete

Spencer Larsen

A two-time first-team Academic All-Pac-10 selection, Arizona linebacker Spencer Larsen became the first league football player named in the initial group of student-athletes to receive the conference's new Scholar-Athlete Award. Larsen's 3.70 grade point average in regional development, his first-team All-Pac-10 playing honor and his exemplary citizenship and scholastic standing helped him earn the award. He led the Pac-10 with 131 tackles his senior year, led Arizona with 15.5 tackles for loss, was in on seven fumble plays (4 FR and 3 FF) and knocked down five passes. He finished his career with a total of 312 tackles. He was a 2007 finalist for the Wuerffel Trophy awarded annually to a top citizen-athlete among national collegiate football players, and an All-America selection by rivals.com (2nd team) and cfn.com (3rd).

2003 Woody Hayes Scholar-Athlete

Jason Johnson

University of Arizona senior quarterback Jason Johnson won the 2003 Woody Hayes National Scholar-Athlete Award in January 2003, honoring an exemplary year as the outstanding man in Division I athletics.

Johnson, who made outstanding appearances in both the East-West Shrine Game and Hula Bowl, earned Academic All-Pac-10 first-team quarterback honors for the second consecutive year, was a Verizon District VIII first-team Academic pick, won a berth on the American Football Coaches "Good Works Team" and completed his final year at Arizona with more than a dozen single-season, career or UA top-10 marks in passing and total offense. He was named the team's Most Valuable Offensive Player for 2002 and elected a co-captain by his teammates. He was a Canadian Football League quarterback and Grey Cup Champion for Edmonton after his graduation.

Johnson completed his undergraduate studies in 2001 with a 3.79 grade point average in business management, then was a honors graduate student in religious studies his final two semesters. Among his community activities were the Fellowship for Christian Athletes, Drug Free School Program, youth basketball coaching, Adopt a Family, Race for a Cure Cancer Walk and numerous youth-oriented speaking engagements.

1996 Football Foundation Scholar-Athlete

Wayne Wyatt

A two-year starting center on the Wildcat football teams of 1995-96 and eventually one of three team captains, Wayne Wyatt earned respectable

numbers on the field. But his numbers off the field captured national attention — namely his 3.941 grade point average. He was selected as one of the 16 National Football Foundation and College Hall of Fame National Scholar-Athletes in 1996, with an \$18,000 scholarship for post-graduate studies, which he used for dental school. Wyatt was named to the 1996 GTE Academic All-America football first team by the College Sports Information Directors of America, Arizona's fifth player to earn first-team scholastic honors.

Wyatt earned Pacific-10 All-Academic and GTE All-District 8 honors. He was honored as one of the UA's distinguished scholar-athletes, named every semester to the Dean's List and earned Phi Beta Kappa honors as well. He received a bachelor's degree in philosophy in August 1995 and a master's degree in business administration in May 1997.

National Players of the Year

1990 Jim Thorpe Award

Darryll Lewis

Arizona defensive back Darryll Lewis won the 1990 Jim Thorpe Award as the country's top defensive back. Lewis, who was inducted into Arizona's Sports Hall of Fame in 1995, finished his career with 14 interceptions, played in the Hula Bowl, was a third-round NFL pick and is a regular NFL starter. He was the 1990 Pac-10 Defensive Player of the Year.

Lewis was a game-turning defensive back; such as the time his interception return of 70 yards for a score helped UA beat UCLA. Or his goal-line stop of scrambling Oregon quarterback Bill Musgrave at the goal line to preserve another victory. Those were huge plays by a big-time player, but a few of many he provided as a four-year letterman from 1987-1990.

1993 Outland Trophy

Rob Waldrop

Wildcat defensive tackle Rob Waldrop capped a tremendous career as the winner of the Outland Trophy for the nation's top interior lineman in 1993.

Opponents double- and triple-teamed him at times in an effort to contain his pass rush and run-stopping techniques. Among his 53 tackles that year were 14 for losses, including eight sacks — a remarkable feat for an interior lineman. In his final two seasons, he had 18 sacks and spearheaded the play, which spawned the Wildcats' "Desert Swarm" nickname. He also won the Football Writer's inaugural Defensive Player of the Year Award, now called the Bronko Nagurski Award. He was named UPI Lineman of the Year as well.

In a superior effort at the 1994 Fiesta Bowl, Waldrop helped pin Miami with its back to the goal and came up with another sack, helping Arizona beat Miami, 29-0.

1994 Lou Groza Award

Steve McLaughlin

Arizona's Steve McLaughlin topped a remarkable four-year career in 1994 by winning the Lou Groza Collegiate Place Kicker Award as the nation's best — the player you want to kick one in the clutch. He certainly did in 1994, earning consensus first-team All-America honors.

He made 80 percent of his kicks during the season, including an amazing 12-of-16 from beyond 40 yards and 3-of-5 from beyond 50 yards. Subtracting a couple of monster tries at the end of periods, he was 23-of-27 from 57 yards and in. He led the Pac-10 in scoring with 95 points in 1994 and was first in the league and second nationally with 2.1 field goals per game. He kicked a career-best 54-yard field goal against California to earn an AT&T Long Distance Award for the longest kick of the week. He made all 26 of his point-after kicks. He was an accomplished pooch punter from field goal formation and kicked off his final two years as well.

He finished his career with 57 field goals in 81 tries and made 112-of-119 PATs for 283 points, third on the UA's all-time scoring list.

McLaughlin acquired the 'let-me-kick-it' attitude that is so critical to the trade. He had some misses that might have turned games but kept his confidence growing. One big day for McLaughlin came when his three field goals helped beat No. 1 Washington in 1992.

1998 Mosi Tatupu Award

Chris McAlister

Arizona cornerback Chris McAlister capped an outstanding three-year Wildcat career by winning the 1998 Mosi Tatupu Special Teams Player of the Year Award as the nation's top player in the kicking game.

McAlister, a unanimous All-America pick and finalist for the Jim Thorpe Award honoring the best collegiate defensive back that year as well, was involved in Arizona's special teams from both sides of the kick.

In 1998, he set the tone for the Cats' big-play 12-1 season by returning the opening kickoff 100 yards for a touchdown at Hawaii on the first play of the year, tying his own school record set in 1996 against UCLA. He blocked punts in each of the final two regular-season games of the year and had a third deflected punt. He returned a punt 69 yards for a score against Northeast Louisiana and returned an interception 60 yards for a score against Washington State to become only the seventh player in NCAA history to have scored on kickoff, punt and interception returns in a single season.

He was a defensive player who averaged 38 yards per game in all-purpose yardage: eight kickoff returns for a 29.5 mark, five punt returns for a 20.8 mark and five interception returns for a 12.8 figure. What it meant to the Cats for three years was like having a 12th player on the field each time McAlister took his place somewhere among the action. His 18 career interceptions placed him No. 3 on UA's all-time chart, but his special teams' play was unmatched.

2010 Arizona Football

2007 Jim Thorpe Award

Antoine Cason

Arizona cornerback Antoine Cason became UA's second Jim Thorpe Award winner and the latest Wildcat consensus All-American since 1999 with his superlative senior season in 2007. Among his highlight-reel plays in 2007 were interception returns of 42 yards for a score against Oregon, a 56-yard punt return for a score against the Ducks and a 60-yard interception return for a score against Oregon State. He had three other interceptions on the year to give him a career total of 15, fourth best in school history. His 165 yard on INT returns was just shy of the school record 191 yards set by Thorpe Award winner Darryll Lewis in 1990. Cason was a two-time first-team All-Pac-10 selection. In 2007 he was named first-team All-America by Walter Camp, the Associated Press, The Sporting News, CBS Sports, ESPN.com, SI.com, Rivals.com and cfn.com. His electrifying play was no more special than his off-the-field comportment as a UA team spokesman and leader throughout his career. His 'Cason Cares' charity drive for cancer research in 2007 typified his renaissance leadership. He was Arizona's Ruby Award winner as the top male student-athlete for the 2007-08 school year. But his senior year's action on the field was special. He finished with 71 tackles, five interception, 14 passes defended, two forced fumbles, a sack and four tackles for loss. His four returns for scores (2 INT, 2 PR) set a UA standard.

National Football Foundation College Football Hall of Fame

Linebacker Ricky Hunley

1998 Inductee

One of many defensive stars at Arizona over the years, All-America linebacker Ricky Hunley was a hugely physical presence in the early 1980s and became the first Wildcat elected to the College Football Hall of Fame, with induction in 1998. He turned down a Pittsburgh Pirates baseball offer to play football at Arizona. From 1980 to 1983, Hunley was in on an amazing 566 tackles and was a consensus first-team All-American in both 1982 and 1983. He was a three-time All-Pacific-10 Conference selection and was the 1983 Pac-10 Co-Defensive Player of the Year. A team captain in 1983, he also earned Arizona's Most Valuable Player honor in helping lead the Wildcats to a 7-3-1 record. For several seasons, he played alongside his younger brother, LaMonte, also a Wildcat linebacker. Hunley led the Wildcats in unassisted tackles every year from 1981-83 with totals of 74, 100 and 99, respectively. He also set a school record recovering five fumbles in 1983. Now a professional coach, Hunley played in the NFL for seven years and participated in Super Bowls XXI and XXII as a Denver Bronco. He has coached at Southern California and Missouri and served on the Board of Directors for the Black Coaches Association and the Minority Issues Committee of the AFCA.

Coach Jim Young

1999 Inductee

Former University of Arizona coach Jim Young joined several other coaches — Don Coryell and Jerry Claiborne — and the likes of Herschel Walker, Billy Kilmer, John Hannah, Ross Browner and several other storied players in the 1999 class of inductees into the National Football Foundation College Hall of Fame. Young, retired in Tucson, had three successful head coaching stints, including his first at Arizona from 1973 to 1976, at Purdue from 1977 to 1981 and a tour of duty at Army from 1983 to 1990. Overall, he won more than 60 percent of his games, at 120-71-2, turning around programs at each stop. At UA, he was 31-13 and posted two 9-2 seasons in 1974 and 1975, among UA's best ever. His 1973 Arizona club finished 8-3 and tied for UA's first conference title in 40 years. At Purdue, he was 38-19-1 with three bowl victories. Coaching the Cadets, he was 51-39-1 with a 2-1 bowl record. Young, who holds bachelor's and master's degrees from Bowling Green, employed passing attacks at Arizona and Purdue and installed the wishbone at Army to reach national rushing prominence. Young completed his football career as an offensive assistant on Dick Tomey's 1992-94 Arizona staffs after Tomey talked him into delaying his retirement.

Coach Darrell Mudra

2000 Inductee

Darrell Mudra retired from collegiate football in 1988 bringing an end to a Hall of Fame career, which boasts a 200-81-4 record and two national championships. He started his collegiate head-coaching career at Adams State in 1959 and led the team to the 1962 Mineral Bowl, where they defeated Northern Illinois 23-20. In 1963 he became the head coach at North Dakota State where he successfully turned the program around from a 0-10 record the year before, to a 1964 Mineral Bowl victory. In 1965 he won his first national championship defeating Grambling 20-7 in the Pecan Bowl. He then coached the University of Arizona for two seasons and led them to the 1968 Sun Bowl. After a successful stint at Western Illinois, Mudra coached Florida State for two years before going to Eastern Illinois where he won the Division II National Championship. During Coach Mudra's tenure at Northern Iowa, he led the team to the I-AA semifinals in 1985 and 1987. The Panthers were ranked fourth nationally at the end of the 1987 season and lost to the eventual national champion Northeast Louisiana 44-41 in overtime. He was named Kodak Region 4 Coach of the Year in 1985 while at UNI. Mudra was nicknamed "Dr. Victory" because of his success at each level, but always shied away from all of the accolades, preferring to let his assistants and players take the credit.

Safety Chuck Cecil

2009 Inductee

A two-time First Team Academic All-America selection (1986-87), Cecil starred for Arizona from 1984 to 1987, first under the late Larry Smith and then under former head coach Dick Tomey for his final year. He began as a recruited walk-on and finished his UA career as one of the Pac-10's noted and fearless safeties. A consensus All-American in 1987, Cecil was the Aloha Bowl MVP and a two-time first-team all-conference selection, plus earned second-team honors as a sophomore. He was named Pac-10 Defensive Player of the Year in 1987 and Pac-10 Player of the Week on three occasions. A three-time Pac-10 All-Academic selection, he culminated his education as a recipient of the NCAA Top VI Award, one of the nation's top scholar-athlete citations. He was named Arizona's male winner of the the Pac-10 Conference Medal. He holds the Arizona career record with 21 interceptions and among those returned one 100 yards for a touchdown against Arizona State in 1986, one of the most electrifying moments in UA football history. Drafted in the fourth round of the 1988 draft by the Green Bay Packers, Cecil spent seven seasons in the NFL and is currently defensive coordinator for the Tennessee Titans. Cecil has served as co-chair of the University of Arizona Medical Center Foundation campaign for UMC Trauma Center.

Other National Honors

Lou Groza Award

2009 Jason Bondzio, semifinalist

Jim Thorpe Award

1986 Chuck Cecil, S, semifinalist

1987 Chuck Cecil, S, semifinalist

1998 Chris McAlister, CB, finalist

2005 Darrell Brooks, FS, semifinalist

2006 Antoine Cason, CB, semifinalist

Chuck Bednarik Award

2007 Antoine Cason, CB, semifinalist

Ronnie Lott Trophy

2007 Antoine Cason, CB, semifinalist

Ray Guy Award

2005 Danny Baugher, finalist

All-American Football Johnny Vaught Head Coach Lifetime Achievement Award

1997 Jim Young (head 1973-76, assistant 1992-94)

Frank Broyles Award

(Top Assistant)

1997 Homer Smith, OC, finalist

1998 Rich Ellerson, DC, finalist

FWAA Coach of the Year

1998 Dick Tomey, Finalist

George Munger Award - Coach of Year

2009 Mike Stoops, semifinalist

FN Coach of the Year

1998 Dick Tomey, Finalist

Strength Coach of the Year - Footballscoop.com

2009 Corey Edmond, semifinalist

NFFHOF Scholar-Athlete Award

2001 Eli Wnek, DE, finalist

NFF Hampshire Honor Society

2009 Jason Bondzio

2008 Spencer Larsen

NFF Southern Arizona Chapter - Ricky Hunley Award

2009 James Tretheway, OT

2010 Corey Hall, S

Wuerffel Trophy

2007 Spencer Larsen, semifinalist

NCAA Top Six

1987 Chuck Cecil

NCAA Post-Graduate Scholarship

1978 Jon Abbott

1979 Jeff Whitton

1987 Chuck Cecil

National Academic Momentum Award

2009 Earl Mitchell, West region winner

Swede Nelson National -Sportsmanship Award

1954 Art Luppino

AFCA Good Works Team

2000 Chris Palic, P

2001 Eli Wnek, DE

2002 Jason Johnson, QB

Jewish Sports Hall of Fame

2002 Josh Miller, P, 1990-92

Virginia Sports Hall of Fame

2007 Ricky Hunley (LB 1980-83)

2010 Arizona Football

Territorial Cup

Bob Moran Trophy (MVP)
 2001 Bobby Wade, WR
 2002 (Mike Williams-ASU)
 2003 (A. Walter/L.Wade-ASU)
 2004 Richard Kovalcheck-QB
 2005 Terry Richardson-ASU)
 2006 (Ryan Torain-ASU)
 2007 (Michael Marquardt-ASU)
 2008 Mike Thomas, WR
 2009 Keola Antolin, RB

Bowl MVPs

1979 Fiesta Bowl, Dave Liggins-S, Def
 1985 Sun Bowl, Max Zendejas, PK
 1986 Aloha Bowl, Chuck Cecil-S, Def
 Alfred Jenkins-QB, Offense
 1989 Copper Bowl, Scott Geyer-S, Def
 1990 Aloha Bowl, Todd Burden-CB, Def
 1992 Sun Bowl, Rob Waldrop-DT, Def
 1994 Fiesta Bowl, Tedy Bruschi-DE, D
 Chuck Levy-TB, Offense
 1994 Freedom, Tedy Bruschi-DE, Def
 1997 Insight.com, Kelvin Eafon
 Jimmy Sprotte-LB, Defense
 Trung Canidate-RB, Offense
 1998 Culligan Holiday Bowl, Keith
 Smith-QB, Offense
 2008 Shrine Game Defensive MVP,
 Spencer Larsen
 2008 Pioneer Fiesta Bowl,
 Willie Tuitama-QB

Sports Illustrated All-Bowl

1998 Chris McAlister, CB

Little All-America

1935 Ted Bland, QB (1st, CE)
 1937 Walter Nielsen, FB (1st, CE)
 1938 Tom Greenfield, C (1st, CE)
 1941 Henry Stanton, E (1st, AP)
 1942 Jim Negri, HB (3rd, AP)
 Bob Ruman, HB (3rd, AP)

Pac-10 Player of Year

1983 Ricky Hunley, LB (def.)
 1986 Byron Evans, LB (def.)
 1987 Chuck Cecil, FS (def.)
 1988 Dana Wells, NG (def.)
 1990 Darryll Lewis, CB (def.)
 1993 Rob Waldrop, DT (def.)
 1995 Tedy Bruschi, DE (def.)
 2005 Mike Thomas, WR
 (Freshman)

Pac-10 Coach of Year

1992 Dick Tomey

Pac-10 Morris Trophy

1987 Dana Wells, NG
 1988 Joe Tofflemire, C
 Dana Wells, NG
 1992 Rob Waldrop, NG
 1995 Tedy Bruschi, DE
 1998 Yusuf Scott, OG

All-Pacific-10 Conference

First-Team Honors

1978 Ron Beyer, TE
 1979 Cleveland Crosby, DT
 1980 Dave Liggins, DB
 1981 Ricky Hunley, LB
 1982 Ricky Hunley, LB
 Vance Johnson, RB
 Jeff Kiewel, OG
 Al Gross, DB
 1983 Ricky Hunley, LB
 Randy Robbins, CB
 Brad Anderson, WR
 1984 David Wood, DT
 LaMonte Hunley, LB
 Allan Durden, FS
 1985 Allan Durden, FS
 Byron Evans, LB
 1986 Byron Evans, LB
 Chuck Cecil, SS
 Joe Tofflemire, C
 David Adams, RB
 1987 Chuck Cecil, FS
 Joe Tofflemire, C
 Dana Wells, NG
 Derek Hill, WR
 1988 Joe Tofflemire, C

Chris Singleton, OLB
 Dana Wells, NG
 1989 Glenn Parker, OT
 Anthony Smith, DT
 Chris Singleton, OLB
 Jeff Hammerschmidt, FS
 1990 Darryll Lewis, CB
 1991 Chuck Levy, All-Purpose
 1992 Keshon Johnson, CB
 Rob Waldrop, NG
 Josh Miller, P
 1993 Rob Waldrop, DT
 Chuck Levy, All-purpose
 Tony Bouie, DB
 Sean Harris, LB
 Tedy Bruschi, DE
 1994 Tedy Bruschi, DE
 Sean Harris, LB
 Brandon Sanders, DB
 Steve McLaughlin, PK
 Ontiwaun Carter, RB
 Warner Smith, OL
 1995 Tedy Bruschi, DE
 Brandon Sanders, DB
 Armon Williams, ST
 1996 Chris McAlister, CB
 Armon Williams, ST
 1997 Joe Salave'a, DT
 Chris McAlister, CB
 1998 Chris McAlister, CB
 Trung Canidate, RB
 Marcus Bell, LB
 Daniel Greer, DT
 Yusuf Scott, OG
 1999 Trung Canidate, RB
 Dennis Northcutt, WR
 2000 Lance Briggs, LB
 Bobby Wade, RS
 2001 Lance Briggs, LB
 Clarence Farmer, HB
 2002 Lance Briggs, ILB
 Bobby Wade, WR
 Ray Wells, ST
 2005 Darrell Brooks, CB
 2006 Antoine Cason, CB
 Syndric Steptoe, KR
 Nick Folk, P
 2007 Antoine Cason, CB
 Spencer Larsen, LB
 Mike Thomas, WR
 Keenyn Crier, P
 2008 Eben Britton, OT
 Rob Gronkowski, TE
 Mike Thomas, WR
 Mike Thomas, PR
Second Team All-Pac-10
 1978 Larry Heater, RB;
 Hubert Oliver, RB
 Cleveland Crosby, DT;
 Corky Ingraham, LB
 1979 Hubert Oliver, FB;
 Dave Liggins, DB
 Marcellus Greene, DB
 1980 Marcellus Greene, DB;
 Mike Robinson, DT
 Bill Jensen, OT;
 Sergio Vega, P
 1982 Ivan Lesnik, NG;
 Glenn Perkins, ILB
 1983 Tom Tunnicliffe, QB;
 Chris Brewer, RB
 Max Zendejas, KS;
 Mike Freeman, OL
 Marsharne Graves, OL;
 Ivan Lesnik, DT
 1984 Joe Drake, NG;
 Steve Boadway, IB
 Charlie Dickey, OT;
 David Adams RB, KR
 1985 Chuck Cecil, SS;
 Joe Tofflemire, C
 Max Zendejas, PK;
 Jon Horton, WR
 1986 Stan Mataele, DT;
 Gary Coston, PK
 Ruben Rodriguez, P;

Danny Lockett, OLB
 1987 Derek Hill, KR
 1988 Art Greathouse, RB
 1989 David Eldridge, RB;
 Doug Pfaff, PK
 Darryll Lewis, CB
 1990 Reggie Johnson, DT;
 Rick Warren, OG
 1991 John Fina, OT;
 Terry Vaughn, RET
 1992 Mike Heemsbergen, OT; \\
 Sean Harris, ILB
 1993 Brant Boyer, ILB;
 Warner Smith, OG
 Brandon Sanders, DB
 1994 Hicham El-Mashtoub, OL
 1995 Kelly Malveaux, DB
 1996 Joe Salave'a, DT;
 Chester Burnett, ILB
 Matt Peyton, P;
 Frank Middleton, OG
 1997 Jose Portilla, OT
 1998 Jeremy McDaniel, WR;
 Keith Smith, QB
 DaShon Polk, LB;
 Edwin Mulitalo, OT
 1999 Brandon Manumaleuna, TE
 Bruce Wiggins, C;
 Steven Grace, OG
 Marcus Bell, ILB;
 Joe Tafoya, DT
 2000 Joe Tafoya, DE;
 Michael Jolivette, CB
 Marques McFadden, OL;
 Peter Hansen, ST
 2002 Bobby Wade, RS;
 Makoa Freitas, OL
 2003 Mike Bell, RB
 2004 Darrell Brooks, FS
 2005 Copeland Bryan, DE;
 Antoine Cason, CB
 Danny Baugher, P
 2006 Louis Holmes, DE
 Spencer Larsen, LB
 Michael Johnson, S
 2007 Eben Britton, OT
 Lionel Dotson, DT
 2008 Devin Ross, CB
 Willie Tuitama, QB
 2009 Colin Baxter, OL
 Adam Grant, OL
 Earl Mitchell, DT
 Xavier Kelley, LB
 Trevin Wade, CB
Honorable Mention All-Pac-10
 1978 Frank Garcia, P;
 John Schramm, OG
 1979 Bill Jensen, OT;
 Mike Robinson, DT
 Larry Heater, RB;
 Mark Streeter, DB
 Jeff Whitton, MG;
 Ron Catlin, OT
 1980 Hubert Oliver, FB;
 Reggie Ware, DB
 1982 Brad Anderson, WR;
 Mark Keel, TE
 Glenn McCormick, C;
 Randy Robbins, DB
 Craig Schiller, P
 1983 Jay Dobyns, WR;
 LaMonte Hunley, ILB
 Joe Drake, NG;
 John Barthalt, DT
 Troy Hunter, RET;
 David Wood, DT
 John Kaiser, OLB
 1984 Jon Horton, WR;
 Jay Dobyns, WR
 Alfred Jenkins, QB;
 Gordon Bunch, CB
 Lynnnd Brown, DB;
 Max Zendejas, PK
 Vance Johnson, RB
 1985 Gordon Bunch, CB ;
 Glenn Howell, TE

Danny Lockett, OLB;
 Ruben Rodriguez, P
 Craig Vesling, OLB
 1986 Jim Birmingham, DT;
 Jeff Rinehart, OT
 Jon Horton, WR;
 Jeff Fairholm, WR
 Frank Arriola, OG
 1987 Jerry Beasley, LB;
 James DeBow, CB
 Art Greathouse, RB;
 Chris Singleton, OLB
 James DeBow, SS;
 1988 David Eldridge, RB
 Brad Henke, DT;
 Derek Hill, WR
 Bret Holley, P;
 Kevin Singleton, ILB
 Alonzo Washington, RB
 1989 John Brandom, OG;
 Scott Geyer, DB
 Reggie McGill, RB;
 John Nies, P
 Donnie Salum, LB
 Ronald Veal, QB;
 1990 Michael Bates, KR
 Darren Case, LB;
 Jeff Hammerschmidt, FS
 Todd Burden, CB;
 Zeno Alexander, OLB
 Richard Holt, CB;
 1991 Bobby Roland, SS
 Ty Parten, DT;
 Nick Fineanganofa, OG
 1992 Tony Bouie, FS;
 Brant Boyer, LB
 Richard Griffith, TE;
 Billy Johnson, FB
 Richard Maddox, OLB;
 George Malauulu, QB
 Darryll Morrison, CB;
 Ty Parten, DT
 Warner Smith, OG
 1993 Ontiwaun Carter, RB;
 Troy Dickey, WR
 Shawn Jarrett, OLB;
 Rod Lewis, TE
 Steve McLaughlin, PK;
 Jey Phillips, DB
 Jimmie Hopkins, DE
 Tony Bouie, FS;
 1994 Richard Dice, WR
 Lamar Harris, TE;
 Jim Hoffman, DT
 Chuck Osborne, NG;
 Dan White, QB
 Richard Dice, WR;
 Mani Ott, C
 Matt Peyton, P;
 Joe Salave'a, DT
 Dan White, QB
 1996 Richard Dice, WR;
 Jeremy McDaniel, WR
 Wayne Wyatt, C;
 Van Tuinei, DT
 1997 Chester Burnett, LB;
 Rusty James, C
 Rashee Johnson, SS;
 Jimmy Sprotte, OLB
 Mike Szaulko, DE;
 Rodney Williams, WR
 Dennis Northcutt, WR;
 Kelvin Eafon, RB
 Manuia Savea, OT;
 Mike Lucky, TE
 Bruce Wiggins, C;
 Ryan Springston, P
 1999 Greg Payne, SS;
 DaShon Polk, OLB
 Keith Smith, QB
 2000 Keoni Fraser, DT;
 Idris Haroon, DE
 Ortege Jenkins, QB;
 Sean Keel, PK
 Brandon Manumaleuna, TE;
 Antonio Pierce, LB

2010 Arizona Football

Bruce Wiggins, C;
 Bobby Wade, WR
 2001 Bobby Wade, WR;
 Makoa Freitas, OT
 Young Thompson, DT;
 Jason Johnson, QB
 Michael Jolivet, CB
 2002 Jason Johnson, QB;
 James Hugo, TE
 Darrell Brooks, CB;
 Jarvie Worcester, FS
 Young Thompson, DT
 2003 Darrell Brooks, FS;
 Keoki Fraser, C
 Marcus Smith, DE;
 Joe Siofela, LB
 2004 Mike Bell, RB;
 Antoine Cason, CB
 Steve Fleming, TE;
 Keoki Fraser, C
 Syndric Steptoe, KR
 2005 Peter Graniello, OT;
 Mike Bell, RB
 Nick Folk, PK;
 Michael Johnson, SS
 Syndric Steptoe, WR
 2006 Eben Britton, OL,
 Lionel Dotson, DL;
 Yaniv Barnett, DL;
 Chris Henry, RB;
 Mike Thomas, WR
 2007 Rob Gronkowski, TE,
 Jason Parker DE,
 Jason Bondzio PK,
 Willie Tuitama QB,
 Peter Graniello OT
 2008 Ronnie Palmer-LB,
 Jason Bondzio-K,
 Earl Mitchell-DT,
 Nic Grigsby-RB,
 Colin Baxter-OG,
 Keenyn Crier-P,
 Cam Nelson-S,
 Brooks Reed-DE
 2009 Ricky Elmore-DE,
 Nick Foles-QB,
 Devin Ross-CB,
 Vuna Tuihalamaka-LB

Pac-10 All-Academic
 1982 Ivan Lesnik, NG
 1983 Ivan Lesnik, DT
 1984 Lynnnden Brown, SS
 Gorden Bunch, CB
 1985 Chuck Cecil, SS
 Gordon,Bunch, CB
 1986 Chuck Cecil, SS
 Tom Lynch, OT
 1987 Chuck Cecil, FS
 Tom Lynch, OT
 1988 Brad Henke, DT
 1989 Chris Singleton, LB
 John Fina, OT
 1990 John Fina, OT
 1991 John Fina, OT
 1992 Jay Kirchoff, K
 1993 Chad Ross, LS
 1994 Paul Stamer, OL
 1995 Wayne Wyatt, C
 1996 Wayne Wyatt, C
 1997 Jose Portilla, OT
 1998 Eli Wnek, DE
 2000 Eli Wnek, TE
 Brandon Nash, SS
 2001 Eli Wnek,DE
 Jason Johnson, QB
 Justin Jochum, ST
 2002 Jason Johnson, QB
 Ben DalMolin, LB/LS
 Darrell Brooks, DB (2nd)
 2003 Lee Patterson, DB (2nd)
 2004 Ben Dalmolin, LS (2nd)
 2005 Darrell Brooks, FS
 Spencer Larsen, LB (2nd)
 2006 Spencer Larsen, LB
 Daniel Borg, OL
 Nick Folk, K

2007 Spencer Larsen, LB
 Jason Bondzio, PK
 Corey Hall, DB
 2008 Jason Bondzio, PK
 David Roberts, WR (2nd)
 James Tretheway, OT (2nd)
 Corey Hall, DB (2nd)
 Chris Gronkowski, HB (2nd)
 2009 R.J. Young, LB (2nd)

CoSIDA Academic All-District VIII
 (See Academic All-America honorees, plus:)
 1996 Wayne Wyatt, C
 2001 Eli Wnek, DE
 Jason Johnson, QB (2nd)
 Jason Johnson, QB
 2002 Spencer Larsen, LB

Pac-10 Conference Medal
 1979 Jeff Whitton, DT
 1984 Ivan Lesnik, DT
 1985 Gordon Bunch, DB
 1988 Chuck Cecil, FS
 1990 Chris Singleton, LB
 1996 Wayne Wyatt, C
 1997 Joe Salave'a, DT
 2002 Brandon Nash, SS
 2003 Jason Johnson, QB

WAC Scholar-Athlete
 1968 Mike Moody
 1969 Mike Moody
 1978 Jon Abbott

Pac-10 Players of the Week
 1978 Def: Cleveland Crosby (UM)
 Off: Larry Heater (Ore.)
 1979 Off: Hubie Oliver (ASU)
 1980 Def: Ricky Hunley (UCLA)
 1981 Off: Tom Tunncliffe (USC)
 1982 Def: John Barthalt (UCLA)
 Ricky Hunley (ASU)
 Off: T.Tunncliffe (ND/UOP)
 Vance Johnson SU)
 Tom Tunncliffe (ASU)
 1983 Def: LaMonte Hunley (UU)
 Randy Robbins (WSU)
 Ricky Hunley (UCLA)
 Off: Chris Brewer (OSU)
 Tom Tunncliffe (UCLA)
 1985 Def: Allan Durden
 (@ California)
 Danny Lockett (vs. SMU)
 Chuck Cecil (vs.Oregon)
 Max Zendejas (ASU)
 1986 Off: David Adams (Houston)
 Def: Chuck Cecil (ASU)
 Def: Chuck Cecil (SU)
 1987 Spec: Paul Kasprzyk (UW)
 1988 Def: Brad Henke (WSU)
 Spec: Doug Pfaff (WSU/UW)
 1989 Off: David Eldridge (UCLA)
 Def: Chris Singleton (SU)
 Jeff Hammerschmidt (OU)
 Chris Singleton (WSU)
 Spec: D. Pfaff (Stan/Okla/UW)
 John Nies (WSU)
 1990 Def: Richard Maddox (Illinois)
 D. Lewis (Ore/UCLA/USC)
 Spec: Michael Bates (WSU)
 Off: George Malauulu (SU)
 Spec: C. Levy (Ohio State)
 1992 Def: Rob Waldrop (Miami)
 Ty Parten (UCLA)
 Off: OL (Stanford)
 Billy Johnson (Washington)
 Spec: Heath Bray (Cal)
 1993 Def: Tedy Bruschi (Illinois)
 Rob Waldrop (USC)
 Off: Chuck Levy (Oregon)
 Spec: Jim Hoffman (Illinois)
 Chuck Levy (USC)
 Steve McLaughlin (SU/WSU)
 1994 Def: Akil Jackson (WSU)
 Sean Harris (Cal)
 Off: Richard Dice (UCLA)
 Spec:Matt Peyton (WSU)
 1995 Def: Brandon Sanders (WSU)
 Spec: A. Williams (G.Tech)

Spec: Ron Holmes (Cal)
 1996 Def: Chester Burnett (WSU)
 1997 Def: J. Salave'a (Ohio State)
 Def: Mike Szaulko (Stanford)
 1998 Def: Marcus Bell (Iowa)
 Marcus Bell (Washington)
 Off: Trung Canidate (Ore.)
 O. Jenkins/Keith Smith (UW)
 1999 Off: Dennis Northcut (TCU)
 Trung Canidate (UTEP)
 Def: Marcus Bell (USC)
 2000 Def: Joe Tafoya (Utah)
 Def: Idris Haroon (Stanford)
 Def: Michael Jolivet (USC)
 ST: Gary Love (UTEP)
 Off: Gary Love (WSU)
 2001 Off: Bobby Wade (ASU)
 2002 Def: Michael Jolivet(NAU)
 Off: Jason Johnson (Cal)
 2003 Def.: Michael Jolivet (NAU)
 2004 Def.: Antoine Cason (NAU)
 2005 Def.: Michael Johnson (OSU)
 ST: Nick Folk (OSU)
 2006 Def.: A. Cason (WSU/Cal)
 ST: Nick Folk (BYU/Ore)
 Off: Chris Henry (Ore)
 Off: Willie Tuitama (UW)
 Def: Spencer Larsen (Ore)
 ST: Antoine Cason (Ore),
 Keenyn Crier (USC);
 Mike Thomas (UW);
 Jason Bondzio (UCLA)
 2008 Off: Keola Antolin (Cal)
 Def: Corey Hall (UCLA)
 ST: Keola Antolin (Toledo);
 Mike Thomas (UCLA)
 Off: Nick Foles (Stan)
 2009 Def: Devin Ross (OSU),
 Cam Nelson (UCLA),
 Earl Mitchell (USC)
 ST: Alex Zendejas (ASU)

All-Samoan All-Star Team
 1993 Mu Tagoai, OL
 1994 Pulu Poumele, OL
 1995 Joe Salave'a, DT
 1996 Joe Salave'a, DT
 1997 Joe Salave'a, DT
 (Defensive Player of the Year)
 Edwin Multitalo, OT
 1998 Edwin Multitalo, OT
 (Samoa International)

Playboy Pigskin Preview
All-America
 1971 Mark Arneson, LB
 1972 Jackie Wallace, DB
 1975 Theopolis "T" Bell, WR
 1979 Cleveland Crosby, DT
 1982 Ricky Hunley, LB
 1983 Ricky Hunley, LB
 1988 Joe Tofflemire, C
 1993 Rob Waldrop, DT
 1995 Sean Harris, LB
 1995 Tedy Bruschi, DL
 2002 Clarence Farmer, RB

All-Coast (UPI)
 1954 Art Luppino, B (2nd)
 1978 Ron Beyer, TE (1st)
 1979 Jeff Whitton, NG (1st)
 1982 Jeff Kiewel, OG (1st)
 Vance Johnson, RB (1st)
 Ricky Hunley, LB (1st)
 Ivan Lesnik, DL (2nd)
 Glenn Perkins, LB (2nd)
 Al Gross, DB (2nd)
 1986 Byron Evans, LB (1st)
 Joe Tofflemire, C (1st)
 David Adams, RB (2nd)
 Chuck Cecil, SS (2nd)

All-Time Rocky Mountain-Southwest Football Team
 1st Henry Stanton, end
 Tom Greenfield, center
 Jim Donarski, guard
 Fred Enke, off. back
 Selected by WAC, 1969
 2nd

First Team All-WAC
 (Western Athletic Conference
 Official Coaches' Team)
 1963 Floyd Hudlow, RB
 1964 John Briscoe, C
 Floyd Hudlow, RB
 1966 Jim Greth, RB
 Roger Myers, OT
 Bill Nemeth, C
 1967 Tom Nelson, DT
 Bill Lueck, OG
 1968 Ron Gardin, RB/WR
 Frank Jenkins, DE
 John Matischak, OT
 Tom Nelson, DT
 Mark Arneson, LB
 1971 Mark Arneson, LB
 Jim Ventriglia, DT
 Bob White, S
 Jackie Wallace, CB
 1972 Jim O'Connor, OT
 Frank Arneson, OG
 Marty Shuford, P
 Bob Crum, DE
 Ransom Terrell, LB
 Jackie Wallace, CB
 Bob White, S
 1973 Jim O'Connor, OT
 Willie Hamilton, RB
 Russell Williams, CB
 Ransom Terrell, LB
 1974 Scott Piper, SE
 Brian Murray, OT
 Jim Upchurch, FB
 Theopolis "T" Bell, WR
 Mike Dawson, DT
 Mark Jacobs, LB
 Dennis Anderson, S
 1975 Theopolis Bell, WR/KR
 Bruce Hill, QB
 Brian Murray, OL
 Mike Dawson, DL
 Obra Erby, LB
 Dennis Anderson, DB/P
 1976 Keith Hartwig, WR
 Bill Segal, OL
 Lee Pistor, PK
 1977 Jon Abbott, DL

Second Team All-WAC
 1963 Jerry Zeman, tackle
 1964 Tom Malloy, guard
 Ted Lawrence
 1965 Brad Hubbert, back
 Tom Malloy, guard
 1966 Roger Calderwood, end
 Joe Escalada, guard
 Fritz Greenlee, end
 1967 John Jones, tackle
 Wally Scott, back
 Olden Lee, lb
 1968 Otis Comeaux, lb
 Rex Macklin, tackle
 Mike Moody, guard
 Ted Sherwood, end
 1969 Ron Gardin, back
 Rex Macklin, tackle
 Bill Miller, CB
 Ted Sherwood, end
 Kim Thompkins, guard
 1970 Justin Lanne, safety
 Bill McKinley, end
 1971 Bob Crum, end
 Marty Shuford, punter

WAC Annual Awards
 1975 Bruce Hill, back
 Mike Dawson, lineman
 1973 Jim Young, coach
 Bruce Hill, rookie
 1970 Bill McKinley, lineman
 1968 Tom Nelson, lineman
 1964 John Briscoe, lineman

WAC All-Academic
 1963 Gene Dahlquist, QB
 Don Kunitz, G
 Gerald Zeman, T
 1964 Bob Beal, G

2010 Arizona Football

Joe Escalada, G
Don Kunitz, C
1965 Joe Escalada, G
1966 Fritz Greenlee, WR
1967 Mike Moody, OT
Bill Nemeth, C
1968 Mike Moody, OG
Doug Schlueter, DB
Bill Miller, DB
1970 John Black, DB
1971 Greg Boyd, DB
1972 Jim Arneson, OG
1973 Bill Adamson, MG
1974 Dan Howard, TB
Bill Adamson, DL
1975 Dan Howard, TE
Jon Abbott, DT
Doug Henderson, DB
1976 Jon Abbott, DT
Doug Henderson, DB
1977 Jon Abbott, MG
Jeff Whitton, DT
Doug Henderson, DB

All-Border Conference
(Official Team, all First Team)
1933 Jason Greer, end
Gene Filbrun, tackle
Ted Bland, QB
Swede Carlson, fb
1934 Bud Robinson, end
Earle Nolan, tackle
Ted Bland, QB
1935 Roy Wallace, end
Harry Clayton, tackle
Joe Mullen, guard
Charles Cochran, center
Ted Bland, QB
Ken Knox, back
1936 Ralph Warford, end
Earle Nolan, tackle
Claire Preninger, back
1937 Harry Parker, end
George Rogers, tackle
Tom Greenfield, center
Bronko Smilanich, back
Eddie Held, end
1939 Jack Dungan, tackle
John Black, back
1940 Henry Stanton, end
Jack Irish, tackle
Bill Flake, guard
John Black, back
1941 Henry Stanton, end
Jack Irish, tackle
Stan Petropolis, guard
1942 Jack Irish, tackle
Murl McCain, center
Bob Ruman, back
1946 Harry Warner, tackle
1947 Fred Enke, halfback
1948 Art Converse, center
1951 Bill Glazier, end
Jim Donarski, guard
Gil Gonzales, back
1952 Dick Christiansen, end
Bill Dean, tackle
Jim Donarski, guard
Kenny Cardella, back
1953 Buddy Lewis, tackle
Kenny Cardella, back
1954 Buddy Lewis, tackle
Ed Brown, guard
Paul Hatcher, center
Art Luppino, back
1955 Bob Griffiths, guard
Paul Hatcher, center
Art Luppino, back
1957 Joe Young, end
Ed Brown, guard
1959 Marshall Piecentkowski, C
1960 Bobby Lee Thompson, back

2nd Team All-Border Conference
Roy Conn, tackle '40; Cal Snoddy, guard '40; Bill Smetana, back '41; Emil Banjavacic, back '41; Murl McCain, center '41; Hillard Crum, end, '46; Virgil

Marsh, guard '46; Max Spilsbury, end, '46; William Penn, back '46; Harry Varner, tackle '47; Fred Kenz, guard '47; Charles Hall, fullback, '47-'48; Bob Larsen, end, '48; Jim Donarski, guard '50; Eddie Wolgast, back '50; Buddy Lewis, tackle '52; Glenn Bowers, center '53; Don Beasley, fullback '53; Paul Hatcher, center '56; Eddie Wilson, quarterback '60; Joe Hernandez, back '60; Tony Matz, tackle '60.

Arizona Players in All-Star Games

Listed by senior year for player)
(*Played Jan. 1, 1955)

Shrine East-West Game
1939 Walt Nielsen, B
1941 Henry Stanton, E
1956 Paul Hatcher, C
1964 Floyd Hudlow, B
1969 Ron Gardin, B
1971 Mark Arneson, LB
1972 Bob Crum, E
Jackie Wallace, CB
1974 Jim Upchurch, B
1975 Dennis Anderson, S
Mike Dawson, D
1981 Dave Liggins, S
Hubie Oliver, FB
Bill Nettling, TE
1983 Jeff Kiewel, G
Alfred Gross, S
1984 Larry Smith, head coach
Brad Anderson, WR
Tom Tunncliffe, QB
1985 Vance Johnson, RB
1986 Max Zendejas, PK
1988 Joe Tofflemire, C
1990 John Nies, P/PK
1991 John Fina, OT
1993 Ty Parten, DT
1995 Tony Bouie, S
Sean Harris, LB
Ontiwaun Carter, RB
Dick Tomey, coach
1996 Tedy Bruschi, DE
Chuck Osborne, DT
Brandon Sanders, S
1997 Joe Salave'a, DT
1998 Joe Salave'a, DT
1999 Edwin Multalo, OT
Chris McAlister, CB-dnp
2000 Keith Smith, QB
2001 Bruce Wiggins, C
Joe Tafoya, DE
2003 Jason Johnson, QB
Makoa Freitas, OT
Lance Briggs, LB-dnp
Bobby Wade, WR-dnp
2004 Steve Fleming-TE
2005 Darrell Brooks, S
Gilbert Harris, RB
2006 Michael Johnson, S
2007 Spencer Larsen, LB
Lionel Dotson, DL
Mike Thomas, WR
2008 Earl Mitchell, DT
2009 Devin Ross, CB

Hula Bowl Game
1967 Woody King, B
1971 Bill McKinley, E
1973 Bob Crum, DE
1974 Ransom Terrell, LB
1975 Jim Upchurch, RB
1976 Brian Murray, DT
1977 Obra Erby, LB
Keith Hartwig, WR
1979 Ron Beyer, TE
1980 Cleveland Crosby, DT
1981 Mike Robinson, DT
1984 Ricky Hunley, LB
1985 Charlie Dickey, OT
LaMonte Hunley, LB
Allan Durden, S (dnp)
1987 David Adams, RB
Jon Horton, WR
Stan Mataele, DT
Byron Evans, LB
Chuck Cecil, S
1988 Derek Hill, WR
1989 Chris Singleton, LB
Anthony Smith, DT (dnp)
1991 Darryll Lewis, CB
Jeff Hammerschmidt, S
Reggie Johnson, DT
Dick Tomey, coach

1992 John Fina, OT (dnp)
Dick Tomey, coach
1993 Ty Parten, DT
1995 Warner Smith, G
Tony Bouie, FS
Jim Hoffman, DT
1996 Brandon Sanders, S (inj)
1997 Joe Salave'a, DT
Van Tuinei, DE
1998 Joe Salave'a, DT
Jose Portilla, OT
Rashae Johnson, CB
1999 Chris McAlister, CB
Kelvin Eafon, RB
Mike Lucky, TE
Jeremy McDaniel, WR
2000 Marcus Bell, LB
Manuia Savea, OT
Greg Payne, S
Trung Canidate, RB
2001 Makai Freitas, OT
2002 Jermaine Chatman, CB
2003 Jason Johnson, QB
2004 Joe Siofele, LB
Michael Jolivet, CB
2006 Syndric Steptoe, WR
2007 Wilrey Fontenot, CB
Louis Holmes, DL
Dominic Patrick, DB

Senior Bowl Game
1956 Art Luppino, B
1962 Eddie Wilson, QB
1964 Floyd Hudlow, B
1966 Jim Greth, B
1971 Mark Arneson, LB
Charlie McKee, FL
1972 Jackie Wallace, CB
1973 Marty Shuford, FB
1975 Theopolis "T" Bell, WR
Mike Dawson, DT
1981 Mike Robinson, DT
Dave Liggins, S
1983 Tony Neely, DB
1984 Randy Robbins, CB
1985 Vance Johnson, RB
1987 Byron Evans, LB
1988 Chuck Cecil, S (dnp)
1989 Derek Hill, WR
Brad Henke, DT
1990 Chris Singleton, LB (dnp)
Doug Pfaff, PK
Anthony Smith, DT
1993 Josh Miller, P
Keshon Johnson, CB
1994 Rob Waldrop, DT
Rod Lewis, TE
1995 Claudius Wright, CB
2003 Lance Briggs, LB
Bobby Wade, WR
2005 Mike Bell, RB
2006 Nick Folk, K
2007 Antoine Cason, CB (dnp)
2008 Mike Thomas, WR

Blue-Gray Game
1966 Jim Greth, B
1977 Keith Hartwig, WR
1980 Marcellus Greene, CB
1982 Glenn McCormick, C
1983 Larry Smith, head coach
Tom Tunncliffe, QB
Brad Anderson, WR
Marsharne Graves, OT
John Kaiser, LB
Ricky Hunley, LB (dnp)
1984 David Wood, DT
1987 Jeff Fairholm, WR
Boomer Gibson, LB
1988 Brad Henke, DT
1992 Richard Holt, CB
1997 Frank Middleton, G
Armon Williams, LB
2000 DaShon Polk, LB
2001 Kevin Barry, G
Jermaine Chatman, CB

All-American Classic
2005 Copeland Bryan, DE
Vince Feula (BYU), DT

Paradise Bowl
2001 Zaharius Johnson, S
Austin Uku, DE
Johnny Jackson, DE
Shelton Ross, LB
Brandon Marshall, WR
Brandon Nash, S
James Hugo, TE
Ray Wells, LB
David Hinton, CB

Florida All-Star Gridiron Classic
1999 Mike Lucky, TE
2001 Marques McFadden, OL
Ortege Jenkins, QB
2002 Young Thompson, DT
Makoa Freitas, ot

North-South Game
1961 Eddie Wilson, QB
1969 Bill Miller, CB
1970 Bill McKinley, E
1972 Bob McCall, B

All-American Game
(Washington, D.C.)
1962 Bobby Thompson, B
Joe Hernandez, B

U.S. Bowl
1962 Joe Hernandez, B
Bobby Thompson, B

Lion American Bowl Game
1969 Ron Gardin, B
1975 Bruce Hill, QB

College All-Star Game (Chicago)
1939 Bronko Smilanich, B
1944 Bob Ruman, B
1968 Bill Lueck, G
1971 Mark Arneson, LB
1972 Jackie Wallace, CB
1975 Mike Dawson, DT

Coaches All-America
1965 Floyd Hudlow, RB
1969 Ron Gardin, RB
1975 Theopolis "T" Bell, WR

All-American Bowl (Tucson)
1960 Warren Livingston, RB
Tony Matz, T
1961 Bob Garis, C
Joe Hernandez, RB
Eddie Wilson, QB
Bobby Thompson, RB
Vern Alexander, T

Copper Bowl (Tucson)
1959 Willie Peete, E
Jim Geist, QB
1960 Jack Gillespie, B
Ted Urness, G

Japan All-Star
1975 Brian Murray, DT
1977 Obra Erby, LB
(Co-MVP)
Keith Hartwig, WR
1980 Cleveland Crosby, DT
Larry Heater, RB
1983 Jeff Kiewel, OT
Larry Smith, coach
1984 Ricky Hunley, LB
1985 LaMonte Hunley, LB
1986 Allan Durden, S
1988 Boomer Gibson, LB
Kevin McKinney, G
Dana Wells, NG
1989 Dick Tomey, coach
1990 John Nies, PK
Glenn Parker, OT
1991 Jeff Hammerschmidt, S
1993 Richard Maddox, OLB

Seattle Challenge Bowl
1978 Ron Beyer, TE
Neil Orr, G

Christian Bowl
(Murfreesboro, Tenn.)
1955 Ev Nicholson, G
John Mellekas, T
Skip Corley Sr., QB
Ed McCluskey, FB

Salad Bowl (Phoenix)
(Border vs. Skyline Conference)
*1954 Buddy Lewis, T
Nick Kondora, T
Al Webre, G
John Vagoni, G
Fred Schuh, QB
Tommy Grimes, B
Bobby Fry, B
1955 Max Burnett, B (MVP)
Ed McCluskey, FB
John Mellekas, T
Ev Nicholson, G

2010 Arizona Football

All-Time Lettermen

A

Abbott, Howard: 31, 32, 33
 Abbott, Jon: 74,75,76,(77)
 Abramo, John A.: 2003,04,05
 Ackerman, T. Warren: 48
 Acuff, Wendell P.: 26,27,28,(28)
 Acton, Brian F.: 66
 Adams, David D.: 84,85,86
 Adams, David Lee: 04
 Adams, Isham C. E.: 19, trainer
 Adamson, Kenneth Edward: 34
 Adamson, William J.: 73,74
 Aeppli, Emmett Clark: 45
 Ahee, Solomon: 46,47
 Ahern, Patrick: 86
 Akinnyi, Akin: 2003,04,05
 Albert, Philip S.: 65,66
 Alexander, Dusty S.: 2001
 Alexander, Vern: 60,61,62
 Alexander, Zeno A.: 87,88,89,90
 Alford, James: 2005,06,07
 Allen, Gallen C.: 85,87
 Allen, Gove L., Jr.: 54,55,56
 Allison, James C.: 70,71,72
 Allred, Douglas O.: 55,56
 Alualu, Ben U.: 98,00
 Aluise, Joe: 1966
 Amituana, Conan: 2008,09
 Anderson, Bradley S.: 81,82,83
 Anderson, Clarence: 54,55,56
 Anderson, Dennis J.: 73,74,75
 Anderson, Derrick J.: 73,76,77
 Anderson Kenneth Robert: 28,29
 Anderson, Quintus James: 00 (Mgr.)
 Andrew, Keith R.: 78
 Andrus, Dexter Eli: 08
 Anglin, Ray: 30,31,32
 Antolin, Keola: 2008,09
 Arboit, Thomas M.: 65,66
 Arce, John H.: 73, 75, 76
 Archibald, Charles: 09
 Areghini, David G.: 61,63
 Arico, Sam S.: 37,38
 Armer, Walter D.: 38
 Arnason, Hal G.: 68,69,70
 Arnason, Kim S.: 70
 Arnason, James A.: 70,72
 Arnason, Mark E.: 69,70,(71)
 Aro, Michael R.: 67,68
 Arrigoni, Peter R.: 55
 Arriola, Frank: 85,86
 Ashby, Jack C.: 69,70
 Ashcraft, Clarence Leslie: 38,41
 Austin, Adam: 2006
 Austin, Dominique: 2008,09
 Austin, Wilfred G.: 24,25
 Avegalio, Fata Ryan: 2001,02
 Aycock, Quentin E.: 52

B

Baechler, William K.: 74,75,76
 Bagby, Charles F.: 42
 Bailey, Michael K.: 73
 Bailey, William H.: 84
 Baker, Barrett: (98)
 Baker, Dave: 73 74 75(Mgr)
 Baker, Marvin B.: 74,75
 Baker, Scott: 76,77
 Baker, William C.: 73,75,76
 Balich, Nicholas S.: 57,58
 Balikian, Michael N.: 79
 Ball, Lawrence: 2004
 Banjavcic, Emil T.: 39,40,(41)
 Banks, Antonio C.: 2000, 01
 Barajas, David: 67,68
 Barber, Robert Olsen: 32
 Barker, Lawrence Ward: 05
 Barkley, Charles Everett: 16
 Barkley, Howard T.: 19,20,21,22
 Barkum, Derrick: 2008
 Barnett, Rory T.: 80,84
 Barnett, Yaniv: 2004,05,06,07
 Barrett, Willis H.: 73,74,75
 Barringer, John B.: 82,83,84
 Barry, Kevin: 2000,01
 Barthalt, John: 82,83,84
 Barthels, Frederick: 05
 Basye, Thomas I.: 84,86
 Bateman, Ralph Lowell: 04
 Bates Michael D.: 89,90
 Batiste, Fred: 49,50
 Batten, Brady E.: 93,95,96,97
 Battista Frank J.: 59
 Battles, Michael J.: 73,74,75
 Baugher, Daniel: 2002, 03,04,05
 Baxter, Colin: 2007,08,(09)
 Bayless, Zebulon Vance: 1901,02

Beach, Charles P.: 13,14
 Beal Robert L.: 64,65
 Beall, Charles Louis: 45
 Be'Ans, Donald E.: 82,83,84,85
 Beard, William Carl: 52,53,54
 Beasley, Don G.: 52,53,56
 Beasley, Jerry W.: 84,85,86,87
 Beaton, Robert Stenhouse: 13
 Becker, Peter: 91,93
 Bechtold, Kenneth L.: 26,27
 Becker, Peter C.: 91
 Beddow, Edward W.: 39,40,41
 Beeler, George W.: 32,33,34
 Behr, Ernest Edward: 08
 Beime, Bryson: 2008,09
 Bell, James Bryan: 19,20
 Bell, Marcus Udall: 96, 97, 98, 99
 Bell, Michael S.: 2002, 03, (04,05)
 Bell, Ralph Lewis: 12
 Bell, Tanner C.: 2002,03,05
 Bell, Travis R.: 2005,06,07
 Bell, Theopolis: 72,73,74,75
 Benjamin, Marcus: 2009
 Bennett, Earl R.: 29,30
 Bennett, Joseph Dean: 42,46,47
 Bensinger, Robert: 79
 Bentley, Donald James: 41
 Bergman, James Morris: 34,35
 Bergman, Craig J.: 86
 Bernard, Allen Chouteau: 00
 Bernhard, Durward Isaac: 11,12
 Berra, Carl: 39,40
 Berry, John Chester: 34,35
 Berry, Lowell M.: 54,55
 Berry, Ruben: 83,84,85,86
 Berry, William: 24(Mgr)
 Bertoni, Jason: 2008,09
 Bertrand, Dave: 2005,06
 Betty, Stuart R.: 89
 Bever, Laurence H.: 27,28,29
 Beyer, Ronald E.: 75,76,77,78
 Bias, Kelvin C.: 92
 Bichekas, Val S.: 83,84,85,86
 Bickley, William J.: 48,49
 Bingham, Norman J.: 48,49
 Bird, Allen Tracy, Jr.: 10
 Bird, Walter Duane: 10,11
 Birmingham, Jim E.: 83,84,85,86
 Black, Charles: 04
 Black, John Russell: 38,39,(40)
 Black, John R.: 69,70
 Black, William Thomas: 42,46
 Blackwell, Harrison Jr.: 77,80
 Blades, Ernest Orrin: 08,09
 Bland, George B.: 42
 Bland, Vernon Nelson: 33,34,35
 Bleakley, Barry B.: 53,54
 Bledsoe, John R.: 72,73,74
 Bledsoe, Frederick W.: 1978
 Blocker, William M.: 97
 Bloodworth, Ted: 46
 Boadway, Steve: 81,82,83,84
 BoBo, Thomas Jr.: 93,94,96
 Boche, Mark G.: 68,69
 Boeler, George W.: 32,33,34
 Bognanno, Joseph M.: 57,58
 Bolen, Lee E.: 71,72
 Bonano, John: 2009
 Bone, James Lee: 10
 Bonillas, Jose R.: 95,96,97,98
 Bonillas, Ygnacio Safford: 1904
 Bondzio, Jason: 2007-08
 Booth, Nick: 2008,09
 Borg, Daniel: 2006,07
 Boris, Robert F.: 80,81
 Bostrum, Enoch: 13
 Boucher, Donald: 49,50
 Bouie, Tony V.: 91,92,93,94
 Bourland, David P.: 88,89,90
 Bowden, Bill: 38 (Mgr.)
 Bowerman, Donald R.: 54,55,56
 Bowers, Glenn F.: 53,(54)
 Bowers, Larry W.: 51,52,53
 Boyd, Gregory: 70,71,72
 Boyer, Brant T.: 92, (93)
 Boykin, Gerald L.: 52,53
 Bradley, John S.: 80
 Bradstreet, Jerbert Neal: 10
 Brady, Arthur Richard: 11
 Brady, James: 48(Mgr.)
 Branch, Joseph A.: 94, 95
 Brandimarte, James: 75
 Brandom, John: 86,87,88,89
 Brandon, Van: 78,79,80,81
 Brandt, Leo M.: 50,51,52
 Brandt, Russ: 93, 94, 95
 Brautigam, Roger L.: 66,67
 Bray, Heath J.E.: 89,90,91(92)
 Brechler, William E.: 62,63
 Breen, Maurice: 17

Breinig, Howard R.: 60,61, (62)
 Brennan, R. Bradley: 96,97,98,00
 Brennan, Thomas R.: 61,62,(63)
 Brewer, Chris: 80,81,82,(83)
 Brichta, Louis Chambror: 09, 10, 11
 Bricker, Edward H.: 62,63,64
 Briggs, Lance M.: 99, 2000, 01,(02)
 Brittain, Arguster: 71,74
 Britscoe, John E.: 62,63,64
 Brittain, Brad Richard: 2002, 04,05
 Britton, Eben: 2006,(07),(08)
 Brockenbury, Richard A.: 15,16
 Broderick, Glenn Burwood: 20,21,22
 Brookfield, Charles: 71
 Brooks, Darrell L.: 2002, 03, (04,05)
 Brooks, David E.: 78
 Brookshier, Frank A.: 23,24,25,
 Brown, Charles Owen, Jr.: 03
 Brown, Edward H.: 54,55,56,57
 Brown, J. Duncan: 26,27
 Brown, Lyle: 2009
 Brown, Lynnndan A.: 81,82,83,84
 Brown, Marvin: 99
 Brown, Patrick L.: 58,59,60
 Brown, Peterson: 23
 Brown, Willard Morse: 1899
 Brumfield, Wally M.: 72,73
 Brunelli, Lee Q.: 85
 Brunk, Michael D.: 62,64
 Bruschi, Tedy L.: 92,93,94,(95)
 Bryan, Copeland J.: 2002, 03, 04,05
 Bryant, Jimmy R.: 63,64
 Bubala, Joseph Eugene: 57,58,60,61
 Buehman, Albert Rex: 04
 Bullock, James D.: 91
 Bunch, Gordon A.: 82,83,84
 Bundy, Michael S.: 91
 Burden, E. Todd: 87,88,89,90
 Burget, Christopher J.: 83,85
 Burnett, Chester D.: 93,95,96, 97
 Burnett, Max: 54,55
 Burnham, Roderick Deann: (08)
 Burrows, Ashley: 98
 Bush, Bruce C.: 81
 Butts, Horatio Cotter: 27,28

C

Calderwood, Roger L.: 64,65,(66)
 Callen, Robert Leon: 96, 98, 99
 Calloway, Lawrence: 1905,07(Mgr.),
 08,09
 Cameron, Carl C.: 37,38
 Camp, Charlie: 91,92,94,95
 Campbell, Duncan Hugh: 1899,00
 Campbell, Nathan: 98, 99, 00
 Campos, Jose Luis: 92
 Campitell, Thomas: 71,72,73,74
 Candidate, Trung J.: 96,97,98, 99
 Cannon, Frank Mullen: 10
 Capps, Clarence R.: 45
 Capps, Ferril: 41,42
 Cardella, Kenneth C.: 51,52,53
 Cardoza, Paul J.: 74
 Carey, Tom: 30
 Carleton, Clarence W.: 31,32,33
 Carlyle, Thomas Gordon: 33,34,35
 Carney, John T., Jr.: 61,62
 Carpenter, Harold David: 15,16,17
 Carpenter, Miles Miller: 08,09,10
 Carpenter, Lewis: 20,22,23,24
 Carpenter, Thomas: 48
 Carr, Beau: 2002
 Carrillo, Oscar Jr.: 47,48,49,50
 Carroll, Joseph S.: 59,60
 Carter, Bob R.: 79,80,81
 Carter, John E.: 79
 Carter, Ontiwaun E.: 91,92,93,(94)
 Caruthers, Edward J., Jr.: 67
 Caruthers, Sam R.: 12,13
 Case, Darren James: 87,88,89,90
 Case, Travis J.: 49,52
 Cason, Antoine: 2004,05,(06,07)
 Cassarino, William M.: 71
 Castaneda, Rudolph: 1899
 Castillo, Jeff Phillip: 85
 Castle, Sam E.: 65,66
 Castle, Stephen C.: 73
 Catlin, Ronald: 77,78,79
 Cecil, Charles: 84,85,86,(87)
 Cephers, Troy: 85,86,87
 Chalmers, Stephen Martin: 46
 Chambers, Dale Sherman: 45(Mgr)
 Champion, William H.: 72,73
 Chapman, Jan L.: 05
 Chatman, Jermaine: 2000, 01
 Chavez, William E.: 67
 Cherry, Joe Wesley: 46
 Chiasson, Jeffrey T.: 94,95
 Christensen, William John: 58,59
 Christiansen, Brian A.: 81

Christiansen, Richard A.: 50,51,(52)
 Christy, Fred Chase: 00,01
 Christy, Theodore R.: 61,62,(63)
 Ciasca, Michael: 92,93
 Clark, Carl Wood: 12,13
 Clark, Donald F.: 32,33
 Clark, Drexel D.: 30,31,32
 Clisco, George: 32 (Mgr.)
 Clark, Marvin Carl: 21,22,(23),24
 Clark, Wallace W.: 25,26,27,28
 Clarke, Raymond: 70,71,72
 Claus, Bart: 52,53,55
 Clawson, George Albert: 12,14
 Clayton, Alfred: 23
 Clayton, Harry H.: 34,35
 Clayton, Reed Douglas: 85,86
 Cobb, Brian P.: 80
 Cloud, Leo Frederick: 12,14
 Clubb, Fred J.: 40,41
 Clymer, Vance Geer: 17,19,20,21
 Cobb, Robert L.: 78,79
 Cobb, Travis: 2009
 Cobbe, George H.: 34
 Cochran, Charles M.: 33,34(35)
 Codd, George Gordon: 35,36,37
 Codd, William A.: 53,54,(55)
 Coddington, James L.: 67,68
 Cody, William F.: 55
 Colace, Joseph J.: 73,74
 Cole, Dalton J.: 73,74
 Cole, James A.: 51
 Collier, Horace Jay: 29,30,(31)
 Collins, Guy: 84
 Comeaux, Otis: 67,68
 Compton, Gilbert M.: 81
 Concannon, James M.: 41
 Condron, Albert Harlan: 13,14
 Conn, C. Roy: 38,39,40
 Connell, Thomas Joseph: 22
 Connolly, Leo Max: 29
 Connor, John: 82,83,84
 Connor, David A.: 83,84
 Converse, Arthur Lee: 46,47,(48)
 Converse, Arthur Tracy: 77,73
 Cook, Charles E.: 58
 Cook, Kenneth J.: 61,(62)
 Cook, Oscar: 17,19
 Cook, William L.: 79,80,81
 Cooley, Thomas W.: 68,69
 Cooper, Carl Willis: 36,38
 Cooper, Van E.: 74,75,76,77
 Coppinger, James R.: 45,46
 Corbett, Donald Oliver: 46,47
 Corley, Cecil H.: 42
 Corley, Vaughn S.: 53,54,55
 Corley Jr., Vaughn S.: 80
 Corral, Christopher: 91,92,93
 Cosgrove, Bard L.: 01,(02),03
 Costa, Dominic K.: 2002, 03
 Coston, Gary D.: 86,87,89,(90)
 Couch, Steve: 82
 Coulter, Robert L.: 92,93,94
 Courtney, David L.: 72
 Couthie, Fover L.: 40,41,42
 Cox, Tremaine J.: 2001
 Covington, J. Herbert: 35
 Crawford, Albert M., Jr.: 13,14,15,16
 Crawford, Johnny R.: 76,77,78,79
 Creviston, Kenton L.: 75,76,77
 Crier, Keenyn: 2007,08,09
 Crimes, Jerome: 80,81
 Criner, Juron: 2008,09
 Crogan, Fred: 33,34
 Croom, Larry: 99,00
 Cropper, Gary Lee: 56,57,(59)
 Crosby, Cleveland P.: 78,(79)
 Crossman, Richard A.: 67,68,(69)
 Crouch, Andrew: 83,85,86
 Crouch, Cecil James: 47,49
 Crouch, Robert E.: 24,25,(26),27
 Crowell, Irving Potter: 21
 Crum, Hilliard H., Jr.: 46,47
 Crum, Robert H.: 70,71,72
 Cunningham, Van Hugh: 45
 Curry, Ronald E.: 70
 Cusick, Edward Timothy: 20
 Custer, Blake F.: 85,86,87

D

Dahlquist, Eugene M.: 63,64
 DaLee, Ronald A.: 69,70,72
 DalMolin, Benjamin A.: 2001, 02, 04
 Daniels, Chidi: 99
 Dassoff, Lester: 42
 Day, Kyle: 2009
 D'Auria, John C.: 71,72
 Davidson, William Simpson: 05
 Davies, William Walter: 30,31,(32)
 Davis, Bart C.: 25,26
 Davis, Derral W.: 73,75

Davis, Guy D.: 79,80
 Davis, Jack O.: 55,56,(57)
 Davis, Jerry A.: 72,73,74
 Davis, Kenneth L.: 69
 Davis, Preston: 64
 Davis, Sidney P.: 51,52,53
 Davis, Vernon C.: 71,73
 Davitch, Jerry J.: 62,63,64,65,
 Dawson, Michael D.: 72,73,74,75
 Day, Courtland F.: 1899,(00),01,02,03
 Day, Raymond A.: 48,49,50
 Deal, Ralph E.: 27
 Dean, Delashaun: 2007,08,09
 Dean, John Barry: 70,71,72
 DeBow, James W. III: 85,86,87,88
 Deen, William E.: 50,51,52
 DeLlaccio, Dominick J.: 65
 Demory, John W.: 70,71,72
 Demps, Thomas: 92,93,94,95
 Dennard, Brennan J.: 2004,05,07
 Dennis, Karl A.: 39,40,41 (All Mgr.)
 Denton, Brian D.: 83,84,85,86
 Daring, Jackson D.: 53(Mgr.)
 Dermody, Richard L.: 42
 Dersam, Michael D.: 92
 DeSonia, Dave H.: 62,63,64
 DeSylvia, Michael E.: 71
 Detloff, Albert John: 03,04
 Detwiler, Michael G.: 2000, 01
 DeWan, Timothy D.: 64,66,67
 Diaz, Mike: 2008,09
 Dice, Richard P.: 93,94,95,(96)
 Dickerson, Lynn R.: 76,78
 Dickey, Charles J.: 83,84
 Dickey, Troy: 92, 93
 Dicus, Waldo M.: 27,29,(30)
 Diebold, Theodore R.P.: 25,26,27,(28)
 DiGiacomo, Curt: 84,85
 Dirst, Wayne A.: 40,41,42
 Divilbess, Harold L.: 23,24,25,26
 Dixon, William: 88,89,90,91
 Dobyns, Jay A.: 82,83,84
 Dodge, Abbott E.: 30
 Dodson, Richard L.: 70,71,72
 Donarski, James D.: 50,(51),(51)
 Doolen, Edward W.: 70,71,72
 Dotson, Lionel: 2004,05,06,07
 Dotsy, Vaughn: 2008,09
 Douglas, David: 2008,09
 Douglas, James K.: 64,65
 Douleraker, Steven: 97
 Dow, Allison C.: 35
 Dowell, Danny: 86
 Downey, Roland V.: 16,17
 Drachman Frank E.: 25
 Drake, Joe L.: 81,82,83,84
 Driscoll, Mark P.: 68
 Drummond, Kirk: 76,77
 DuBose, John: 84,85
 Duke, Charles L.: 68,(69)
 Duke, Homer Ashley: 34,35,36
 Dumelie, Laurence G.: 58
 Dungan, Jack Rowen: 38,39,40
 Dungan Joseph: 42
 Dunham, Orza Kenneth: 00
 Dunn, Thomas P.: 57
 Dunsneath, James Elliott: 29,30,31
 Durazzo, George William: 45
 Durden, Allan: 82,83,84,(85)
 Durley, Earle Preston: 08,09
 Duwe, Herman A.: 32,33,34
 Dyer, Harvey Lee: 46,47,48

E

Eafon, Kelvin L.: 96,97,(98)
 Ealy, Biren S.: 2002, 03
 Earley, Wayne O.: 52 (Mgr)
 Eckert, Richard A.: 71
 Eddy, Christopher L.: 71
 Edmonds, N. Wayne: 67
 Edwards, F. Thomas: 98
 Edwards, Neon: 82,83,84
 Edwards, Vance Phillips: 05
 Egbert, Henry D.: 39,40
 Eggold, John L.: 69,(70)
 Eidson, Ryan: 2003, 04, 05
 Elder, William David: 45
 Eldridge, David: 85,87,88
 Eller, Karl: 49,50,51
 El-Mashtoub, Hicham: 91,92,93,94
 Elmore, Ricky: 2007,08,09
 Elzer, Norman Leonard: 28
 Engle, Ryan J.: 77
 English, John A.: 79
 Enke, Fred William: 46,47
 Erb, Marion Julius: 19,20
 Erby, Obra: 74,75,(76)
 Erdhaus, J. Fred: 37,38
 Escalada, Joe A.: 64,65,66
 Eschler, Lee: 49

2010 Arizona Football

Ethel, Willis: 32(Mgr)
 Evans, Bryan G.: 82,83,84
 Evans, Byron: 83,84,85,86
 Evans, Jeremy W.: 94,95,96
 Evans, John H.: 46(Mgr),47(Mgr)

F
 Fairholm, Jeffrey D.: 84,85,86
 Fairholm, Lawrence D.: 84,85,86
 Farley, James L.: 67
 Farmer, Clarence E.: 2000, 01, 02, 03
 Faulks, Jimmy Don: 60,61,62
 Feasel, Hal B.: 61
 Ferlan, Tim: 97
 Fergerson, Clarence J.: 69
 Feula, Vincent V.: 2002
 Fihri, Ervin H.: 50,52,53
 Fibrun, David Eugene: 31,32,33
 Fina, John J.: 88,89,90,(91)
 Fineanganolo, Nick: 88,89,90,91
 Finrock, Charles D.: 66
 Finklea, Claude M.: 54
 Finnerty, Thomas Jackson: 17,20
 Fipp, David B.: 94,95,96,97
 Fischer, Jake: 2009
 Fish, Frank Wakefield: 1899
 Fitzgerald, Thomas P.: 63,64
 Fitzpatrick, Joseph W.: 39,40
 Flajnik, Joseph A.: 72
 Flake, William Lindsey: 39,40
 Flanagan, James J.: 09 (Mgr),11(Mgr)
 Fleming, Stephen J.: 2001,02, 03, (04)

Fleury, Nicholas J.: 99, 2001
 Flickinger, Donald Arthur: 23,24,25
 Flory, Robert C.: 88,90
 Flournoy, Francis S.: 77,78,80,81
 Foles, Nick: 2009
 Folk, Nicholas A.: 2003,04,05,06
 Fontana, Mark: 88,89
 Fontenot, Wilrey: 2004,05,06,07
 Forch, Ralph F.: 22
 Ford, Emmet Tomlinson: 04
 Ford, William G.: 25
 Foremaster, Duane G.: 56
 Forwood, Christopher Ryan: 98
 Foster, Hugh M.: 02
 Foster, Trevor: 2007,08
 Fouse, John G.: 62,63,64
 Fowler, Charles Vaughn: 33,34,35
 Fowler, John W.: 49
 Fox, Nils: 83,84
 Fraleigh, Wayne Francis: 90,91,92
 Francis, James: 91,92,93
 Franzel, Clifford B.: 65
 Fraser, Keoki L.: 2001,02,03, (04)
 Fraser, Keoni Alexander: 98,99,00
 Freeman, Michael J.: 81,82,83
 Freeman, Phillip: 82,83,84
 Fremon Albert William: 59
 Freitas, Makai K.: 97, 99, 2000
 Freitas, R. Makoa: 98,99,2000,01,(02)
 French, George: 36,37,38
 Frey, William C.: 40
 Friedman, Gary B.: 52
 Fries, Jeffrey, E.: 64,65
 Fry, Robert F.: 52,53,54
 Fuimaono, Nokise: 67,68
 Fulcher, Anthony D.: 2000,01
 Fulcher, Mark A.: 80,81

G
 Gaddis, Reginald O.: 86,87,89
 Gaffney, Timothy P.: 70,71
 Gallagher, Paul Thomas: 30
 Gallagher, Thomas R.: 74,75
 Ganz, Sylvan Cleveland: 04(Mgr.)
 Garcia, Frank B.: 78
 Garcia, Phillip: 2009
 Gardner, George Delos: 30,31
 Gardin, Ronald L.: 68,69
 Gareeb, Robert J.: 78,80,(81)
 Garing, Robert C.: 59,60,(61)
 Garis, Robert C.: 59,60,(61)
 Gartin, Herbert D.: 35,38,39
 Gatchel, Donald: 38,39
 Gathers, Merie E.: 71
 Gaut, James T.: 73
 Gayles, Leland Orlando.: 96,98,99
 Geist, James R.: 57,58,(59)
 Gentry, Martin: 25,26,(27),28
 Gerber, Howard: 73
 Gerhart, Marion Dale: 42(Mgr.)
 Gerst, Manuel: 36,37
 Geyer, DeWayne Scott: 88,89
 Giangardella, Samuel A.: 77,78,79,80
 Gibbings, Frank Tom: 25
 Gibbings, Percy Nicholas: 28(Mgr.)
 Gibson, Francis L.: 84,85,86,87
 Gibson, Gary R.: 79,80,81

Gieseke, Earl F.: 37,38
 Gilbert (Gilberg), Sheldon: 54(Mgr.)
 Gilbert, Craig L.: 89,90,(91)
 Gilbert, Ira Norman: 16,17
 Giles, Matthew: 68
 Gill, Bobby L.: 2002, 03
 Gillespie, Don S.: 30,31
 Gillespie, John S.: 58,59,60
 Gillett, Leslie Alexander: 00,01, 02
 Gilliland, Charles H.: 22,24,(25),26
 Gimbel, Si W.: 62,63,64
 Giovando, Kenneth: 64
 Glanton, Robert: 95
 Glasenapp, Allem D.: 75,76
 Glass, Harry L.: 76,78
 Glazier, Leland William: 49,50,(51)
 Glonek, Paul William: 90
 Glover, Bradford R.: 97
 Glover, Stafford L.: 97,98, 99
 Gobel, Mark L.: 81,82
 Goda, Donald J.: 50
 Godwin, James S.: 34(Mgr.)
 Goetz, John H.: 62
 Goff, Joe Lahman: 46,47
 Golden, Robert: 2008,09
 Gonzales, Gilbert M.: 50,51,52
 Gonzales, William J.: 50,51,52
 Gonzalez, Salvador S.: 56,57
 Goodson, Kenneth F.: 32,33
 Goodman, Gens P.: 2002
 Goodwin, Cornelius: 73
 Gorham, Charles W.: 72,73
 Gorry, Thomas R.: 61
 Gosar, Kevin G.: 91,92,93,94
 Goslin, Frederick Billings: 45
 Gould, Silas Elias: 21
 Grace, Steven K.: 98, 99, 2000, (01)
 Graham, Jack: 49
 Graham, Max Wayne: 59
 Grand, Adam Marc: 90,91,92
 Graniello, Peter: 2004,05,06,07
 Grant, Adam: 2008,09
 Grant, Virgil E.: 61,62,63
 Graves, Marshame D.: 80,81,82,83
 Gray, Chris: 99,00
 Gray, Harry J.: 30,31
 Gray, Leon W.: 35,36,37
 Greathouse, George: 74,75,76
 Greathouse, Arthur D.: 86,87,88,90
 Greene, Marcellus L.: 79,80
 Greenfield, Tom Guy: 36,37,38
 Greenfield, Walter: 09
 Greenlee, William F.: 66
 Greer, Daniel P.: 95,96,97,98
 Greer, Henry B.: 37
 Greer, Jason Wilbur: 31,32,33
 Gresham, Glen F.: 72,73
 Greth, James W.: 66
 Gridley, Adam Albert: 27,28,29
 Gridley, Rollin T.: 25,36
 Griffin, Courtney J.: 81,83
 Griffith, Bob W.: 55
 Griffith, Richard P.: 89,90,91,92
 Grigsby, Nicolas: 2007,08,09
 Grimes, Thomas d.: 53,54
 Groninger, Robert N.: 51
 Gronkowski, Chris: 2008,09
 Gronkowski, Rob: 2007,08
 Groppenbacher, Richard D.: 86,87,88
 Gross, Alfred E., Jr.: 79,80,81,(82)
 Grossetta, Warren Arthur: 09
 Grossman, Jim W.: 79,80
 Groweg, Edward A.: 09
 Guendelsberger, James C.: 50,51
 Gunn, Tyron C.: 96

H
 Hakes, Kenneth W.: 86,87,88,89
 Hale, Daniel James: 58
 Hall, Adam: 2009
 Hall, Charles A.: 47,48,49
 Hall, Corey: 2006,07,08,09
 Hall, Derek Jason: 96,98, 99
 Hall, Herman: 2008,09
 Hall, Reginald R.: 80
 Hall Richard R.: 73,74,75
 Halland, Jack D.: 60
 Hallmark, Wame J.: 15,16,17
 Halverson, Arthur J.: 54,55
 Halverson, Mark L.: 77
 Hamilton, Willie O.: 72,73,74
 Hammels, James Vinton: 14,15
 Hammerschmidt, Jeff B.: 87,88,89,90
 Hampton, Mario M.: 88,89,90,91
 Hand, Bryan: 95
 Hankins, Derek: 91
 Hannapel, Ray: 51,53
 Hannasch, Joseph R., Jr.: 69,70
 Hanawalt, James F.: 86
 Hansen, Dillon H.: 2005

Hansen, Peter: 98, 99, 2000, 01
 Hantla, Jeff: 76
 Hardaway, George Dainwood: 17,19
 Hardcastle, Kevin W.: 80,81
 Hardin, Fariss: 37,38,39
 Hardt, Clay R.: 2000, 01,02,(03)
 Hardville, Andrew M.: 79,80
 Hardy, Eugene: 84,85,86,87
 Hardy, Reginald Wendell Jr.: 98
 Hargis, Tom C.: 37,38,(39)
 Hargis, William: 28,29,(30)
 Hargrave, Richard S.: 66
 Harman, Ronald W.: 69
 Haroon, Idris Mubarak.: 97,98,99,00
 Harrington, Tyrone K.: 94,95
 Harris, Gary H.: 76,77,78,79
 Harris, Gilbert L. Jr.: 2002, 03, 04,(05)
 Harris, Michael L.: 68
 Harris, Lamar: 92,93,94
 Harris, Neal D.: 77,78,81
 Harris, Rickie C.: 63,64
 Harris, Sean E.: 91,92,93,(94)
 Harrison, Henry R.: 69
 Hart, Cornelius Brian: 62,63,64
 Hart, Robert D.: 51,52
 Hartwig, Malcom Keith: 74,75,76
 Harvey, Oscar: 75,77,78
 Harwig, Malcom Keith: 74,75,76
 Goodson, Kenneth F.: 32,33
 Harwick, Ralph N.: 05
 Haskins, Tracy: 47(Mgr.)
 Hastings, Scot D.: 73
 Hatcher, Burrell R.: 03,(04),05,08(Mgr.)
 Hatcher, Paul: 54,(55),(56)
 Hawes, Adam: 2005,06
 Hawk, Michael E.: 65
 Hawthorne, Kelvin: 79,80
 Hayes, Jovon: 2009
 Haynes, Allyn M.: 72,73,74
 Haynes, Noel Timothy: 77,78,79
 Hazlett, Carl E.: 56,57,58,59
 Heater, Larry: 78,79
 Heath, John Leigh: 45,46
 Heavner, Kris S.: 2003,04,06,07
 Hedgepeth, John Allen: 12
 Heemsbergen, Mikal B.: 91,92
 Held, Eddie Charles: 37,38,39
 Helm, Lloyd: 32(Mgr.)
 Henderson, Delbert: 39,40
 Henderson, Douglass L.: 75,76,77
 Henderson, Ronald Clyde: 33,34,35
 Hendry, James William: 14,15, (16)
 Henke, Brad W.: 87,88
 Henry, Chris J.: 2004,05,06
 Henson, Harry Donald: 46,47,48
 Herbert, James M.: 73
 Hernandez, Joseph M.: 60,61
 Herring, Norman S.: 28,29
 Hersey, Richard D.: 79,80
 Hesson, Ryan T.: 93,94,95,96
 Hettle, Bruce: 38,39,40
 Hibbert, David William: 58
 Hicks, Hadley F.: 52
 Hicks, Taylor T.: 28
 Hicks, Tim Paul: 85
 Higginbotham, Aaron: 99, 2000,02
 Higgons, John Joseph: 10 (Mgr.)
 Higuera, Ronald J.: 65,66,67
 Hill, Alfordia: 79,80
 Hill, Bruce A.: 73,74,(75)
 Hill, Danny: 82
 Hill, Derek Keith: 85,86,87,88
 Hinkle, George A.: 84, 85, 86, 87
 Hinrichs, James Thomas: 98, 99
 Hinton, David: 2000, 01,02
 Hinton, Jerome T.: 97
 Hobbs, John Cole: 19,20,21,(22)
 Hobson, Harry T.: 14 (Mgr.)
 Hodges, Frederick G.: 49,50
 Hodgeson, Gregory A.: 73,74,75
 Hodnett, William Edward: 1902
 Hoentsch, Gerhard W.: 73,74,76,77
 Hoffman, James W.: 91,92,93,94
 Hogan, Thomas Ellsworth: 42,46,47
 Hoisington, Hark: 86
 Holbrook, Horace Pollins: 04
 Holbrook, Kenneth William: 58,59,60
 Holland, Briam E.: 80,81,82
 Holley, Bret: 86,87,(88)
 Holley, R. Donald: 54,55
 Hollingsworth, Marcus: 2003,04,05,06
 Holmes, John Garnett: 1899
 Holmes, Louis: 2006,07
 Holmes, Robert: 37
 Holmes, Ronald T.: 95,96
 Holmes, Tim J.: 78,79,80
 Homesley, Ray R.: 65,66,67
 Holt, Harry T.: 76
 Holt Julius K.: 81,82

Holt, Richard H.: 89,90,91
 Hood, Allan: 30
 Hood, Kenneth B.: 51,52,53
 Hook, James Clint: 55(Mgr.)
 Hooper, Daren: 95
 Hoopes, Mitchell K.: 73,74
 Hopkins, James M.: 90,91,92,93
 Horton Jr., Donald: 2006,07,08,09
 Horton, Dwayne W.: 77,78
 Horton, Jon M.: 83,84,85,86
 Houk, Richard L.: 69
 Houle, Joseph Arthur: 38,39
 Housley, Jack B.: 77,78,79,80
 Howard, Daniel J.: 73,74,75
 Howard, Lawrence F.: 46,47,48,49
 Howard, W. Patrick: 2001,02,03, 04
 Howell, Glenn: 84,85
 Hubbard, Bradley: 65,66
 Huddings, Robert M.: 51
 Hudlow, Floyd L.: 63,64
 Hugo, James: 99, 2000, 01,02
 Huisman, Aaron: 99,00
 Hulsh, Wayne L.: 50
 Humphrey, Robert J.: 58
 Hundley, Brett: 86
 Hundley, Marquis: 2007,08
 Hunley, K. LaMonte: 81,82,83,(84)
 Hunley, Ricky C.: 80,81,82,(83)
 Hunsaker, Donald Eldon: 46,47,48,49
 Hunsaker, Ralph E.: 55,56,57,(58)
 Hunter, Troy Lee: 82,83
 Hunter, Kelvin Leander.: 96,97,98,99
 Hurd, Martin C.: 58,59
 Hurley, Steven: 68, 69
 Huss, Joseph V.: 1915
 Husted, Dan: 68,69
 Hutchinson, Glenn R.: 78,79,80
 Hutchison, Martin L.: 66,67

I
 Ingraham, Marvin (Corky): 77,(78)
 Irish, John Robert: 40,41,42
 Irvine, Marvin: 40
 Irwin, Craig: 75,76
 Irwin, William S.: 71,72,73
 Ismay, Bill Bruce: 58,59,60
 Israel, Harold: 34

J
 Jackson, Akil F.: 93,94
 Jackson, Chato M.: 93,94,95,96
 Jackson, David D.: 80
 Jackson, George Dewar: 35,36,37
 Jackson, Greg M.: 79
 Jackson, Johnny Ray: 2000, 01
 Jackson, Keith M.: 75,76
 Jackson, Lawrence Richard: 12,13,14
 Jackson, Louis F.: 23,24,25,26
 Jackson, Robert F.: 51,52
 Jacobs, Mark E.: 74,75,76
 Jacobs, Robert E.: 54
 Jacobson, Joe Ford: 22,23
 Jacobson, Robert C.: 1902,03
 Jacobson, Robert G.: 69
 James, Patrick J.: 89,90
 James, Russell F. (Rusty): 96, (97)
 Jan, Kyle D.: 89,90,92
 Jankowski, Edward R.: 92
 Jarrett, Shawn C.: 92,93
 Jefferson, James M.: 69
 Jefferson, Michael D.: 2003,04,05
 Jenkins, Alfred D.: 83,84,85,86
 Jenkins, Frank, 67, 68
 Jenkins, Ortege Lamar.: 97,98,99,00
 Jennings, Chris: 2006,07
 Jensen, William J.: 77,78,79,80
 Jevic, David B.: 80
 Jochum, Justin E.: 2001,02
 Johnson, Abraham: 65,66
 Johnson, Albert J.: 36,38
 Johnson, Anthony L.: 2004,05,06,(07)
 Johnson, Billy Ray: 90,91,92,(93)
 Johnson, Clyde: 45
 Johnson, Christopher J.: 2002,03,04
 Johnson, Earl William: 90
 Johnson, Eric T.: 92,93
 Johnson, Fred S.: 42,49
 Johnson, Harry B.: 48
 Johnson, James E.: 70,71
 Johnson, Jason: 99, 2000, 01,(02)
 Johnson, Keshon: 91,92
 Johnson, Kirk: 2001,02,03,04
 Johnson, Michael: 98
 Johnson, Michael: 2005,(06)
 Johnson, Rashee: 95,97
 Johnson, Reggie A.: 88,89,90
 Johnson, Robert: 41,42
 Johnson, Richard L.: 65,66
 Johnson, Vance E.: 81,82,83,84
 Johnson, Warren L.: 91

Johnson, Zaharius N.: 99, 2000, 01
 Jolivet, Michael: 2000, 01,02,03
 Jones, Collins Ray: 12,13
 Jones, David M.: 35(Mgr.)
 Jones, Dennis K.: 70,71
 Jones, Durrell J.: 86,87
 Jones, Edward Horton: 01
 Jones, Rafell O.: 95,96,98,99
 Jones, Jeffrey A.: 83,85
 Jones, John M., Jr.: 65,66,(67)
 Jones, Rolland R.: 73
 Jones, Sean C.: 2002,03,04,05
 Jones, Weldon R.: 69
 Jordan, Jeremy Jay: 98, 99
 Jordan, Jimmy P.: 57
 Juarez, Edward C.: 72,73
 Julian, Barry S.: 89,90,91,92
 Julsing, Jack: 2009
 Just, Jeremy L.: 93
 Justice, Steve G.: 83,84,85

K
 Kaesman, Chris L.: 79,80,81,82
 Kaiser, John F.: 82,83
 Kalil, Frank: 80,81,82
 Kasenetz, Jerrold: 62(Mgr.)
 Kasprzyk, Paul Richard: 85,86,87,88
 Kastner, Leslie: 49
 Katnik, Norman P.: 78,79
 Keasler, Billy Ray: 57,58
 Kearns, William: 21 (st. trainer)
 Keel, Mark A.: 81,82
 Keel, C. Sean.: 98, 2000, 01,02
 Keelley, Joe N.: 47,48,49
 Kelley, Xavier: 2006,07,08,09
 Kelly, Francis: 23
 Kelly, Henry Mike: 52
 Kelly, John R.: 49,50
 Kelly, Larry D.: 32
 Kelly, Roy B.: 48,49
 Kelton, Frank Caleb: 1902,03
 Kenley, Gary M.: 61
 Kerley, Blake: 2006,07,08,09
 Kerr, Steven G.: 61,62,63
 Kersting, Kerry P.: 83
 Kiewel, Jeffrey C.: 80,81,82
 Killingsworth, Tipton Waller: 42
 Kilpatrick, Ryan: 2005
 Kimmey, William: 54(Mgr.)
 Kindred, Randy: 86,(87)
 King, Kurt J.: 95
 King, Richard H., Jr.: 64,65,(66)
 Kiniski, Eugene: 51
 Kirchoff, Jay A.: 91,92
 Klahr, Gary: 67,69
 Klausen, Douglas J.: 67,69,70
 Klyce, Michael: 2006,07
 Knapp, A. Bruce: 31, 32
 Knez, Fred: 42,46,(47)
 Knight, Robert L.: 49
 Knight, Webster (Wid): 76
 Knott, David K.: 61,62,63
 Knotts, Walter S.: 60,61
 Knox, Charles McMeekan: 85,86
 Knox, Kenneth W.: 34,35,36
 Knudsen, Chris J.: 77,79,80,81
 Koa, Henry: 75,77,78
 Koch, F. Adrian: 97,98,99,00
 Koenig, Virgil: 48
 Kolesar, Stephen: 45
 Komorowski, Jan W.: 66
 Kondora, Nicholas: 51,52,53,54
 Kosser, Tommy J.: 61,62
 Kotchou, Peter: 56
 Kovalcheck, Richard: 2004,05
 Kramer, Gary J.: 79,80
 Krogstad, Dane: 2004,05,06,07
 Krohn, James: 76,77,78,(79)
 Krohn, Jerry S.: 79,80
 Kriz, Richard A.: 66,68
 Kucy, Ed Paul: 93
 Kuhel, Roland G.: 51,52,53
 Kula, Bryan G.: 98
 Kulpac, Donald R.: 56
 Kunitz, Don R.: 62,63,64
 Kybartas, Edmund R.: 78,79

L
 Lampson, Mark: 76
 Lang, Martin C.: 53,54,55
 Lanne, Justin R.: 67,70
 Larsen, Robert: 47,48
 Larsen, Spencer L.: 2002,05,(06,07)
 LaShelle, Kirke: 21,22,23,(24)
 LaTourette, Lyman Dalton: 10,11,12
 LaTourette, Verne Gerald: 14
 Lauder milk, David L.: 1999,00
 Lawrence, Leon, Jr.: 71,72,73
 Lawrence, Maurice Larry: 45
 Lawrence, Ted O.: 62,63,64

2010 Arizona Football

Lawton, Troy Lindell: 84,85
 Leary, Paul E.: 30,31
 Lee, Bruce D.: 67,68
 Lee, Jamal Monta: 91,92
 Lee, Olden C.: 66,67
 Lee, Robert E.: 41
 Leek, Gene H.: 55,56,57
 Lefotu, Kiliona: 2002,03,04,05
 Lehmann, Steve G.: 71,72,73
 Leiber, Henry Edward: 29,30,31
 Leister, William Theodore: 37
 LeKander, Lawrence M.: 58
 Lenahan, James: 37
 Lent, J. Gordon: 45
 Leonard, Malosi M.: 98, 99, 2000, 01
 Lepper, Ivan J.: 64
 Lesnik, Ivan K.: 80,81,82,83
 Lester, Walter Coyle: 23
 Levasseur, Justin A.: 2001
 Levege, Vernon Oliver: 64,65
 Levitre, Erick: 2004,05,06
 Levy, Aaron: 23,24 (trainer both)
 Levy, Al: 30(Mgr.)
 Levy, Charles: 91,92,93
 Levy, Leon Fred: 32,33
 Lewis, Darryll L.: 87,88,89,90
 Lewis, Ernest P.: 51,52,(53),(54)
 Lewis, Gilbert E.: 75,76,77
 Lewis, James T.: 96,98,99
 Lewis, John F.: 52
 Lewis, Josh: 2008
 Lewis, Roderick A.: 90,91,92,93
 Lewis, Sherman P., Jr.: 85,86,88,89
 Lewis, Sterling: 2008,09
 Lewis, Willie S.: 69,(70)
 Libman, Joseph A.: 93
 Liggins, David E.: 78,79,80
 Limon, Pedro: 2003, 04, 05
 Lindsey, Randolph L.: 80
 Linstrom, Brian T.: 69,70,71
 Lionberger, Talbot: 33,34
 Liston: Craig M.: 66
 Littlefield, Marshall: 42
 Livingston, Warren: 57,58,59,60
 Lockett, Danny K.: 85,86
 Lockhart, David Lamont: 90,91
 Lochner, James Edmund: 46
 Loef, Paul T.: 49
 Loew, Michael R.: 88
 Lohmeier, Joseph M.: 91,92,93,94
 Lohse, L. Allen: 38,39,40
 Long, John D.: 61
 Longacre, Joe R.: 2005,06,07,08
 Lopez, Brandon: 2005,06,07,08
 Lopez, Christopher J.: 91,92,93,94
 Lotti, Wince P.: 84,85,86,87
 Love, Gary: 2000, 01, 02, (03)
 Love, Walter: 32 (Mgr.)
 Lovett, Lamar E.: 91,92,93,94
 Lovett, Lamont B.: 90,91,92,93
 Lovin, William H.: 41,46,47
 Lowry, John G.: 50,51,53
 Lucky, Michael Thomas.: 95,96,97,98
 Lueck, William M.: 65,66,67
 Luis, Franklin Alfred: 12,13,14,15
 Luna, Brisi Alex: 98,99,2000,01
 Lunsford, Marc W.: 74,75,76,77
 Luppino, Arthur E.: 53,54,55,(56)
 Lutgerding, Robert L.: 1911
 Lynch, Emzy Harvey: 14,15,16,(19)
 Lynch, Thomas F.: 86,87

Mac
 MacDonald, Donald: 1905
 MacKinnon, Donald B.: 49

Mc
 McAlister, Christopher J.: 96,97,(98)
 McArdle, John E.: 25,26,27,29
 McCain, Murie M., Jr.: 40,41,(42)
 McCall, Brandyn: 2006
 McCall, Robert H.: 70,71,72
 McCauley, Bruce J.: 50,51,52
 McClanahan, R. Patrick: 75
 McClellan, Harold A.: 20,21,22
 McCluskey, Clarence Edward: 54,55
 McClure, Jay D.: 70
 McCormick, Glenn B.: 81,82
 McCormick, Robert R.: 58,59,60
 McCormick, William H.: 53
 McCovy, Adrian: 2005,06,08
 McCoy, Bobby: 2006
 McCowan, Charles Robert: 40,41,46
 McCrary, David Maurice: 85
 McCray, Cai: 95
 McCreary, Aaron Monroe: 19
 McCreey, Lew: 49
 McCutcheon, Ian: 95
 McDaniel, Jeremy Dwayne: 96,98
 McDonald, Douglas Gene: 52,53

McDonald, Joseph A.: 90
 McDonald, Mark T.: 95,97,98,99
 McDonald, Lowell Vernon: 45,46
 McElhannon, Gregory: 80,82
 McElroy, Courtney: 91,92
 McElroy, Dramayne: 2005
 McElroy, John E.: 11
 McElwee, Ronald D.: 66,67
 McFadden, Marques Arthur: 98,99,00
 McGill, Reggie R.: 87,88,89,90
 McGinnis, Donald R.: 54
 McGowen, William Rose: 15,16,(17)
 McGuire, James D., Jr.: 56
 McHone, Garon: 2006,07
 McIntosh, Jay Angus: 11,12,(13)
 McKee, Charles E.: 69,70,71
 McKee, Lawrence C., Jr.: 69,70,71
 McKee, Scott C.: 99, 2000, 01,02
 McKinley, William J.: 68,69,(70)
 McKinney, John: 2003, 04,05,06
 McKinney, Kevin M.: (87)
 McLaughlin, Steven J.: 91,92,93,(94)
 McLemore, Chris: 85,86
 McMillan, Walter L.: 20,22
 McMullin, Donald J.: 81
 McNeal, Branch P.: 85,86,87
 McPeters, Kenneth: 89,90
 McPherson, Orville Scharrf: 13,14,15,16
 McRae, Clarence: 2003, 04
 McRae, W. Lee: 28
 McShane, James E.: 40

M
 Macklin, Rex N.: 67,68,69
 Maddox, Richard O.: 90,(92)
 Madeo, Michael L.: 66
 Maffeo, James S.: 13:15-16 (trainer)
 Maguire, Charles Joseph: 41
 Mahoney, Chuck: 94,95
 Mahoney, Peter T.: 77,78,79,80
 Malaulu, George P.: 89,90,91,(92)
 Maley, Dennis D.: 67,68
 Mallamo, John Joseph: 41
 Malloy, Leonard Thomas: 63,64,(65)
 Malone, Jeffrey D.: 96
 Malveaux, Kelly T. II: 94,95,96,97
 Mancuso, Wayne: 53,54
 Mangum, J. Karl: 28,29,30
 Mann, Herbert Pinckney: 35,36,37
 Mannelly, Michael R. K.: 97
 Manner, Alex R.: 30,31,32
 Manno, Thomas A.: 79,80
 Mansfield, Eddie: 31
 Mansfield, Monte: 1903
 Manumaleuna, Brandon: 97,98,99,00
 Manzo, Rudolph: 19,20,21
 Marette, Nick: 68
 Marlar, Claude George: 1900
 Marlar, Lennox H.: 27,28
 Marlar, Thomas Owen: 16,17,19,20
 Marlar, William Edward: 1900,01
 Marsh, Virgil Floyd: 41,42,(46)
 Marshall, Brandon: 2000, 01
 Marshall, Campbell A.: 21
 Marshall, Thomas K.: 1899,00,01
 Martin, Andrew Phillip: 02,03
 Martin, Freddie G.: 50,51
 Martin, Jason R.: 2002
 Martin, Raymond B.: 56,58
 Martinez, Javier A. III: 2002
 Mason, James Hammett: 57,58
 Mass, Steven A.: 65
 Masterson, George W.: 49
 Mataele, Stanley: 85,86
 Mather, Jack E.: 39
 Matishak, John A.: 66,67,68
 Matthews, Bobby L.: 66
 Matock, Robert G.: 50,51
 Matulis, Adolph John: 40,41
 Matyas, Keith A.: 56
 Matz, Anthony T.: 58,59,(60)
 Maxwell, Melvin D.: 70,72,73
 May, Reed: 76,77,78
 Means, Lamon: 2002,03,04,05
 Mejaski, Joe W.: 42,
 Melgren, Walter Give: 04,05
 Mellekas, John S.: 52,53,54,55
 Mendoza, Alex J., Jr.: 45
 Mendoza, Alfred J.: 70
 Mendoza, Fernando: 70
 Meredith, Paul O.: 16
 Merritt, George W.: 13
 Merritt, Richard L.: 09,10,11,(12),13
 Metcalf, Lyell E.: 56,57
 Metcalf, Robert B.: 1902
 Mets, Richard Keith: 32,33
 Metzler, Michael R.: 94,95,96
 Meyer, Archie Martin: 16,19,20
 Meyer, Mike J.: 79,80

Meyer, Richard Edmund: 14,15
 Middleton, Frank: 95,96
 Middleton, James Arthur: 28,29,30
 Mihalopoulos, George: 88
 Mikaele, Lolomana: 2007,09
 Miller, Duane: 48
 Miller, Edward J.: 50,51
 Miller, Joshua H.: 90,92
 Miller, Leslie: 33
 Miller, Raymond F.: 14
 Miller, Terrence: 2009
 Miller, William S.: 67,68,69
 Mills, Leo: 99, 2000, 01
 Mince, Walter R.: 59,60,61
 Mitchell, Earl: 2006,07,08,(09)
 Mitchell, James E.: 68
 Mitre, Anthony: 75
 Mitten, James Ralph: 08, 09
 Mobley, Arnulf D.: 88,89
 Molina, James Sixto: 2002, 03
 Molina, Matthew C.: 2001,02,03
 Montijho, Manuel, Jr.: 04
 Moody, Keith Denton: 85,86,87
 Moody, William Michael: 66,67,(68)
 Moore, Howard L.: 42
 Moore, Kirke Tonner: 1900,01,02,03
 Moore, Roy Webb: 1902,03,04
 Mordret, Gerald: 63
 Moret, Ray A.: 81,82
 Moriarty, Richard A.: 67,68
 Morrison, Darryl L.: 91,92
 Morrison, Robert S.: 45,46,47,48,49
 Morse, Boyd M.: 40,41,(45)
 Morse, Milton Bingham: 26,27
 Moseley, Palmer S.: 24,25
 Mosley, Michael W.: 80
 Mountcastle, Paul N.: 23
 Multalo, Edwin Moliki: 97,98
 Mullahey, William Michael: 58
 Mullen, George Hiram: 1902
 Mullen, Joseph Burr: 34,35
 Mulleneaux, Ned: 29
 Muller, John C.: 72,73
 Mulvey, Edward Richard: 23(Mgr.)
 Mulloy, William Harold: 10,11
 Murdock, David Nathaniel: 32
 Murphy, Cedric: 82,83
 Murphy, Dale: 49
 Murray, Brian M.: 73,74,75
 Myers, G. Roger: 64,65,66
 Myles, Charles R.: 94,95,96,97

N
 Nadeau, Jeff: 95,97
 Naegle, Johnny C.: 68,69,70
 Nash, Brandon R.: 97,98, 2000, (01)
 Nash, Charles Stanley Jr.: 98
 Nash, Charles S.: 75,76
 Naumetz, Rex L.: 72,73,(74)
 Navarrete, Alfonso C.: 62,63,64
 Nave, Frederick G.: 24
 Neal, Mark T.: 71,72,(73)
 Neely, Anthony W.: 79,81,82
 Negri, T. James: 42
 Nelson, Bryon: 82,83
 Nelson, Cam: 2006,07,08,(09)
 Nelson, Dear G.: 78,79,81
 Nelson, Thomas D.: 66,67,(68)
 Ness, Nate: 2007,(08)
 Nettling, William K.: 77,78,79,80
 Nemeth, William D.: 66,(67)
 Newtown, Raymond Austin: 05
 Nicholson, Everett V.: 55
 Nielsen, Walter Ring: 36,37,38
 Nies, John R.: 88,89
 Nolan, Michael Earle: 33,34,36
 Norris, R. Scott: 48,49
 Northcutt, Dennis L.: 96,97,98,99
 Novell, Edward William: 31
 Novosel, Joseph M.: 75
 Nowotny, Raymond Alvin: 37
 Nunez, Luis O.: 2003
 Nwoko, Greg: 2009

O
 O'Conner, August Joseph: 22,23
 O'Connor, James M.: 72,(73)
 O'Dowd, Jack Busch: 30,31,32
 O'Haco, Michael J.: 41
 O'Hara, Ryan: 2003
 Ogunfintimi, Olatide E.: 89
 Oldham, James R.: 24
 Oliver, Hubert: 77,78,79,(80)
 Oliver, Jimmy Lee: 63,66
 Olason, Lawrence: 47(Mgr.)
 Olney, William Thomas: 1899,00
 O'Mahony, Michael F.: 61,62,63
 O'Neill, James T.: 27(Mgr.)
 O'Neill, Maurice Owen: 12
 Orem, Clarence Leslie: 19

Orr, Neil H.: 75,76,77,(78)
 Ortiz, Robert Menard: 42
 Osborne, Charles W.: 92,93,94,95
 Osborne, James Charles: 61
 O'Sullivan, Joseph F.: 73,74,75
 Ott, Charles Hylar: 38
 Ott, Mani M.: 91,93,94,95
 Overall, Billy G.: 56,57,58
 Owens, William G.: 91
 Owen, Mark J.: 54,55,56

P
 Pace, John D.: 80,81
 Padron, Matthew T.: 2003
 Palic, Christopher: 1997,99,00
 Palmer, Ronnie: 2005,06,07,(08)
 Panas, Alexander P.: 37
 Parada, John M.: 2002, 04
 Parish, C.J.: 2009
 Parker, Barnes R.: 41,42
 Parker, Barnes R.: 66,67
 Parker, George Millard: (99),00
 Parker, Glenn A.: 88,89
 Parker, Harry: 36,37
 Parker, Henry Clay: 01(Mgr.)
 Parker, Jason: 2005,06,07
 Parker, Jesse L.: 77
 Parker, Mike R.: 89,90
 Parker, Rickey: 2005
 Parks, William C.: 73,74,75
 Parnell, Shawn A.: 1994,95
 Parrish, Gary: 1984,85
 Parten, Ty D.: 1989,90,91,(92)
 Partridge, Bruce K.: 68
 Pascoe, Benjamin F. Jr.: 00
 Paske, Gary, B.: 69
 Patrick, Dominic: 2004,05,06,07
 Patten, Harold A.: 26,27,28,29
 Patterson, Jason: 93,94
 Patterson, Leslie: 2003
 Payne, Greg Jr: 98,99
 Payton, Joseph J.: 65,66
 Pazerski, James V.: 63,64,(66)
 Peete, Willie, Jr.: 56,57,58,59
 Peete, Willie III: 81,82
 Peggs, Joseph G.: 40,41,42
 Pell, Jimmy R.: 55
 Penn, William Charles: 45,46,47,48
 Penner, Douglas Mark: 85,86,87,88
 Perkins, Glenn W.: 79,81,82
 Perkins, Joe: 2008,09
 Perry, Daniel A.: 2000
 Peru, Ramiro J.: 2001
 Peter, John Wayne: 85
 Peterson, Randall S.: 68
 Peterson, William R.: 45,46,47,48
 Petropolis, Stanley: 40,41,42
 Petroshus, Joseph S.: 70,71,72
 Peyton, Matthew W.: 93,94,95,96
 Pfaf, Douglas E.: 1988,89
 Pfersdorf, James S.: 22
 Phason, Vincent: 72,73,74
 Phegley, Gordon: 72,73
 Philbin, Willie Joe: 1992
 Philipp, Hans: 2008
 Philipp, Paul Y.: 2003,04,05,06
 Phillips, Brandon J.: 2001,02,03,04
 Phillips, Charles D.: 54
 Phillips, Clayton: 30
 Phillips, Jay P.: 90,91,92,(93)
 Phillips, John E.: 71,72
 Phillips, Thomas A.: 62,63,64
 Pickett, Charles Edgerton: 12
 Pickett, Ernest Charles: 1902
 Pickett, William Watson: 15(Mgr.)
 Pieczentkowski, Marshall A.: 59
 Pierce, Alfred R.: 80
 Pierce, Antonio: 1999,00
 Pihl, Mark A.: 71
 Piper, Harry W.: 35,36,37
 Piper, Marvin M.: 13
 Piper, Scott C.: 73,74,75
 Pistor, Arthur Lee: 74,75,76,77
 Pittman, Caesar: 70,71,72
 Pittman, Corey A.: 1990,91,93
 Pizula, Roy: 47
 Pinski, Francis X.: 59
 Plodinec, Tim A.: 65
 Plousha, Cullen E.: 92,94
 Podesta, Francis E.: 30
 Polk, DaShon Lamor: 95,97,98,99
 Pollard, Arthur: 46
 Pollard, Edward J.: 61,62
 Pollard, Leonard: 28
 Polley, Alan K.: 55,56,(57)
 Poole, Gregory M.: 71,72
 Porter, William Asa: 14,(15)
 Porter, Carter C.: 15,16,17
 Portilla, Jose C.: 96,97
 Poulmele, Pulu T.: 90,91,93,94

Powers II, Howard J.: 87,88,89,90
 Prasuhan, Jonathan R.: 93,95
 Pratt, Michael P.: 45,46 (both Mgr.)
 Preininger, Clair B.: 35,36
 Preston, Gregory C.: 73,74,75,76
 Prichard, Douglass A.: 1988
 Prickett, William D.: 1991
 Prickett, Lance L.: 71
 Prince, Richard C.: 68
 Prior, Joseph L.: 84,85,86
 Priskock, Aaron: 86
 Proietti, Donald: 73,74
 Puett, Ott M.: 22

Q
 Quihuis, Charlie G.: 73
 Quinn, Kyle: 2009
 Quinn, Thomas D.: 88,89,90

R
 Raetzman, Charles G.: 58,59
 Raine, William C.: 75,76
 Ramsey, Louis A.: 67,68
 Ramsey, Robert: 2002
 Ramseyer, John A.: 80
 Randall, Delbert: 38,39
 Randolph, David P.: 74,75
 Rattay, John M.: 2001
 Ray, John L.: 67,68
 Recktenwald, Bart T.: 88
 Redd, John C.: 36
 Redfern, Milton L.: 67,68
 Redhair, Jack I.: 56,57
 Redman, William P.: 80,81,82,83
 Reed, Brooks: 2007,08,09
 Reed, D'Aundre: 2007,08,09
 Reed, Marc A.: 66,67
 Reese, Joe: 2008
 Reese, Terrell: 2007
 Reeves, Craig W.: 1987
 Reeves, Roloff Wright: 17
 Regenovich, Mike: 41
 Rehberg, Michael: 64
 Reimer, Chris Joshua: 98
 Relford, Lance: 2000, 01,02,03
 Renaud, Charles Louis: 17
 Renaud, Ernest James: 13,14,15
 Renner, John Arthur: 59,60,61
 Reynolds, Donald W.: 68,69,70
 Reynolds Richard Walter: 46
 Reynolds, William Graham: 00
 Rhinehart, William: 46,47,48 (all Mgr.)
 Rhodes, Matthew: 1998
 Rice, Thomas Briggs: 08,(09)
 Rich, LaChaux M.: 1994,95,97,98
 Richards, David C.: 60,51,52
 Richards, Matt: 2005,06
 Richardson, Harold C.: 46,47,48,49
 Richmond, Charles P.: 1899 (Mgr.)
 Richmond, Lincoln A.: 46
 Ridgway, George Richard Jr.: 54
 Rigg, Ralph Lee: 10,11
 Riggs, John D.: 29
 Rinehart, Jeffrey A.: 85,86,87
 Rivenburg, Roy Pelton: 47,48,(49)
 Robbins, Randy: 80,81,82,83
 Roberson, George B.: 08
 Roberts, David: 2008,09
 Robertson, Robert L.: 78
 Robertson, Michael Alan: 98,99
 Robinson, Brehman H.: 32,33,(34)
 Robinson, James Newton: 1899,00
 Robinson, Mike: 79,80
 Robinson, Paul H.: 67
 Rockwell, Guy Lionel: 1899
 Rodgers, Sanford L.: 65,66
 Rodriguez, Gerardo: 2005
 Rodriguez, Mario: 93,94
 Rodriguez, Ruben Angel: 85,86
 Rodriguez, Ted Jr.: 97,98
 Rogers, Andy: 33,34
 Rogers, George Wendell: 35,36,37
 Rogers, Regan Crist: 98
 Rogge, Harry E. Jr.: 48
 Rogge, Laurence E.: 66,67,68
 Roiland, Robert E.: 1990,(91)
 Roletti, Charles John: 1907,09,(10),11
 Rolfe, Clifton Howard: 1909,10,(11)
 Romero, James Vincent: 1998
 Romero, Lionel R.: 56,57
 Roney, David M.: 1988,89
 Roper, Gerald M.: 1981
 Rose, Frank Winfred: 05
 Rosenberg, Leo M.: 1902,(03)
 Ross, Chad C.: 1991,92,93
 Ross, Clarence: 37,39
 Ross, Devin: 2006,07,08,09
 Ross, Samuel A.: 89,90
 Ross, Shelton S.: 99, 2000, 01
 Rothery, Douglas E.: 68,69

2010 Arizona Football

Rubel, John Pierpont: 46,47
 Rudolph, Martin J.: 84,85,86
 Ruman, Bernard: 42
 Ruman, Raymond Paul: 46,47
 Ruman, Robert P.: 40,41,42
 Rumic, Andrew J.: 55
 Runk, Carl A.: 60,61
 Rush, Richard L.: 55
 Russell, Dan C.: 49
 Russell, Paul: 89, 90
 Russell, Ross M.: 1899,00,01,03
 Russell, Timothy: 88,90,91
 Ruthrauff, John M.: 04,(05),08
 Rutkowski, Phillip T.: 51,52,53
 Ryan, Daniel J.: 67
 Ryan, Patrick W.: 55

S

Sachen, Joseph: 34,35,36
 Safranek, Darren: 99, 2000,01,02
 Sagar, Kenneth F.: 29,30
 Salave'a, Joe F.: 94,95,(96),97
 Salony, Eilliam J.: 62,63
 Salmon, John Byrd: 24,25
 Salum, Donald G.: 88,89
 Sampay, Reggie: 2000, 01,02,(03)
 Sample, Clarence M.: 30,32,(33)
 Sancet, Frank: 29
 Sanders, Brandon C.: 1992,93,94,(95)
 Sanders, Scott R.: 1993,94,95,96
 Sanguinetti, John R.: 74,75,76,77
 Santa Cruz, Fernando: 62
 Sarnoski, Kenneth P.: 66,67,68
 Sapp, Errol A.: 89
 Sather, Tom: 73
 Savea, Manuia J.: 98,99
 Schaefner, Ernest P.: 45
 Scelzi, Jerry J.: 64,65
 Schildmeyer, Frederick: 54
 Schiller, Craig S.: 82,83
 Schlueter, Charles D.: 67,68
 Schmid, Robert R.: 37
 Schmidt, Paul S.: 74,75
 Schmidtke, Kevin M.: 94,95,96,97
 Schock, Dean: 75,76,77
 Schramm, John: 76,77,78
 Schuh, Frederick Jr.: 52,53,54
 Schuldt, John F.: 73,75
 Schultz, Chris: 79,80,81,82
 Schwager, Adam R.: 61,63,(Mgr.)
 Schwartz, Adam G.: 97
 Scott, Alfred, 82
 Scott, Gainus: 2002
 Scott, James W.: 65,66,(67)
 Scott, Matt: 2008,09
 Scott, Thoman Marvin: 47
 Scott, Yusuf J.: 96,97,98
 Scurlock, Michael L.: 91,92,93,94
 Scow, Oliver: 1901,02,03,04
 Seaman, Bryce E.: 21
 Seedborg, Harold N.: 39
 Seeley, George Wesley: 14,15
 Segal, William R.: 74,75,76,78
 Seidel, Gus A.: 29,30,31
 Settlemeyer, George: 55,(Mgr.)
 Shackleford, Ray K.: 59,60
 Shafton, Robert: 49, (Mgr.)50,(Mgr.)
 Shanahan, Tim: 86,87,88
 Shannon, Michael P.: 72,73,74
 Shapiro, Gregg D.: 90
 Shapiro, Joshua: 95
 Sharp, Robert L.: 23
 Shaw, Gary L.: 79,80,81
 Sheedy, Timothy C.: 68,69,70
 Sheehan, Eric: 2006
 Shelton, Michael: 2005,06
 Shepard, Gary: 2003
 Sherman, James T.: 68,69,70
 Sherman, Zeonte D.: 2003,04
 Sherwood, Ted: 67,68,69
 Shields, Dennis A.: 70,71,72
 Shields, Paul L. Jr.: 97,98
 Shiftlet, Marshall P.: 24,25,26
 Shillings, Floyd V.: 50
 Shuford, Louis M.: 71,72
 Sicilan, Robert J.: 70
 Sidebotham, William M.: 19 (Mgr.)
 Silas, Sherrill D.: 51
 Simmons, A.J.: 2007,08,09
 Simondi, Louis: 33,34,35
 Sims, Randy W.: 2004,05
 Sine, Eddie E.: 55,56
 Singer, Bernard: 41
 Singfield, Antoine: 2003
 Singleton, Chris: 86,87,88,89
 Singleton, James T.: 61,62,63
 Singleton, Kevin: 86,87,88,(90)
 Sintay, Henry W.: 70,71
 Siofele, Joseph S.: 2000,01,02,03
 Skilling, William Emil: 34

Slack, Ryan: 2001,02
 Slater, Gary W.: 56,57
 Slonaker, Alter Louis: 17,19,(20),21
 Smetana, William J.: 41,47,48
 Smigiel, Joseph M.: 92,93,94
 Smiland(Smilanich), Bronko M.: 36,37,38
 Smith, Anthony: 89
 Smith, Bertram Louis: 1900,01
 Smith, Brian: 85,
 Smith, Christopher F.: 75,77,78,79
 Smith, John Elliott: 46,47,48
 Smith, Keith Alfred: 96,97,98,99
 Smith, Larry D.: 82,83
 Smith, Marcus E.: 2002,03,04,06
 Smith, Melvin E.: 1985,87,88
 Smith, Mikal L.: 1995,96
 Smith, Richmond Shaw: 19,20,21
 Smith, Stanford George: 35,36
 Smith, Turner Church: 13,(14),15
 Smith, Vincent R.: 90,91,92
 Smith, Wallace Burton: 33,35,36
 Smith, Warner M.: 91,92,93,(94)
 Smith, William C.: 23,24,25,26
 Smith, William E.: 54,55
 Smith, Xavier: 2006,07,08
 Smull, John William: 59,60,61
 Snoddy, C. Calvert, Jr.: 38,39,40
 Solomon, Darrrel D.: 77,78
 Sorensen, George: 26,27,28
 Sowders, Steven A.: 67
 Spaulding, George F.: 1910
 Spilsbury, Max R.: 46,47,48,(49)
 Springston, Ryan C.: 97,98
 Sprotte, John W. (Jimmy): 94,95,96,(97)
 Sprotte, W. (Scooter): 95,96,98,99
 Stafford, Edward S.: 1899,00,01,02
 Stamer, Paul L.: 1991,92,93,94
 Stanton, Allan J.: 50,51,52
 Stanton, Henry R.: 39,40,41
 Starkey, Craig W.: 60,61,62
 Stauffer, Howard S.: 58,(Mgr.)
 Steed, John F.: 17 (trainer)
 Steele, Warren: 45
 Steger, John Frederick: 36,37,38
 Stephens, Roy A.: 49
 Steptoe, Syndric: 2003,04,05,(06)
 Stern, Gilbert R.: 53
 Stetz, Chris: 1992
 Stevens, John W.: 26,(Mgr.)
 Stevenson, Brian: 77
 Stevenson, Nelson K.: 45
 Stevenson, Ricky A.: 68,69
 Stevenson, Walter H.: 27
 Stewart, Derrick A.: 94,95
 Stewart, Harry Alexander: 19
 Stewart, Jesse Hobson: 03
 Stewart, Odel L.: 88
 Stine, Eric R.: 78
 Stivers, Ronald M.: 81,82
 Stoff, Frederick R.: 25,26,27,28
 Storch, Surt Eric: 50,51,52
 Stovall, William T.: 54,55
 Straw, Ken Joe: 75,76,77
 Streeter, Mark A.: 78,79
 Streets, Robert B. Jr.: 49,(Mgr.)
 Stredign, Michael: 88,89,90
 Strickling, Mark C.: 92,93
 Stump, Gerald J.: 69,71
 Suarez, Benito G.: 1899,00,01,02,03
 Sullivan, James Daniel: 12
 Svob, Robert Stanley: 38,39,40
 Swanson, Grant M.: 74,75
 Sweet, Alvin Jay: 21,22
 Sweeting, Ted G.: 62,64
 Swick-Vialo, Mitchell: 25,26,27,29
 Swift, Samuel E.: 39
 Szaulko, Michael J.: 1994,95,96,97

T

Tackett, Wrinfred Clyde, II: 47,48
 Tafoya, Joseph P.: 1997,98,99,00
 Tafua, Steve: 1996
 Tagoi, Mu Maafala: 1991,92,93,94
 Tate, Dennis: 77
 Tate, James, Jr.: 57
 Teal, Joseph McLane: 04
 Tatum, Brandon: 2005,07
 Taylor, Edgar A.: 40,41
 Taylor, Richard M.: 40
 Taylor, Gary E.: 93,94,95,96
 Taylor, Cary E.: 92,93,94,95
 Taylor, Timothy D.: 2003
 Taylor, William Henry, Jr.: 11
 Teilborg, Andrew: 88
 Temple, Robert Aitchison: 37,39
 Terrell, Damon: 1994
 Terrell, Ransom L.: 71,72,(73)
 Terrell, Steven K.: 72

Tewksbury, Raymond W.: 30
 Thomas, Aaron J.: 1988
 Thomas, Anthony D.: 97,98, 2000, (01)
 Thomas, Charles Emerson: 1903
 Thomas, Mike: 2005,06,07,(08)
 Thomas, Robert Russell: 20,22,23
 Thomas, Timothy: 1993,94,95
 Thompson, Clifton Jerry: 65,66,67
 Thompson, Robert Lee: 60,61
 Thompson, Todd A.: 1996
 Thompson, Tony: 2000
 Thompson, Young A.: 1999,00,01,02
 Thomson, Eric A.: 80
 Thorpe, Clarence D.: 11
 Thorpe, Cloff E.: 82,83,84,85
 Thurman, D'Andrae: 2000, 01,02
 Tijerina, George: 67
 Tillman, Dolphin E.: 1996,97,98,99
 Titensor, Allen Earle: 37,38
 Tofflemire, Joe S.: 85,86,87,(88)
 Tofflemire, Paul C.: 1988,89,90,91
 Tognetti, Omero Al: 56
 Tollefson, Eric J.: 67
 Tomerlin, Jacob: 2005
 Tomlin, Horal A.: 59,60
 Tompkins, Kim L.: 68,69,70
 Tonz, John J.: 50,51,52
 Toon, Robert C., Jr.: 76,74,75
 Torrey, Andre: 2003, (04)
 Towne, Alfred: 29 (Mgr.)
 Townsend, Harold E.: 60,61
 Traw, Ronald: 85
 Treadwell, Michael C.: 69,70,71
 Treadwell, Stuart Ellsworth: 30
 Treheway, James: 2007,08
 Tribolet, Charles S.: 31,(Mgr.)
 Troutman, Roy Robert: 12
 Tucker, Gustave E.: 79
 Tucker, Jimmy E.: 1989,90
 Tucker, Samuel: 35,36
 Tucker, William F.: 53,56
 Tuhalamaka, Apaiaeta: 2008,09
 Tuhalamaka, Vuna: 2008,09
 Tuinei, Vaega Van: 1995,96
 Tuipulotu, Kaniela: 2007,08
 Tuitama, Willie: 2005,06,(07),(08)
 Tuitavuki, Carl F.: 2002, 03
 Tunncliffe, Tom R.: 80,81,82,83
 Turley, Ryan: 96,97
 Turner, Greg P.: 81,82,83,84
 Turner, Johnathan: 2005,06,07
 Turner, Mike: 2007,09
 Turner, Terrell: 2006,07,08,(09)
 Tutogi, Tam: 2009
 Turvey, Harry Ellsworth: 14,15,16
 Tyson, John H.: 71

U

Ugwu, Chima: 96,98
 Ullom, Burle W.: 50,51
 Uku, Austin M.: 99, 2000, 01
 Umphress, Robert L.: 52
 Underhill, Howard L.Talcott: 10,11,12
 Underwood, Dennis L.: 58,60,61
 Underwood, Norman G.: 53,(Mgr.)
 Upchurch, James T.: 72,73,74
 Upton, William J.: 23,24
 Urness, Harold Edward: 58,59,60
 Usu, Ega: 98,99
 Usu, Tevete: 95,97
 Utu, McCann L.: 90,91

V

Vagoni, John G.: 52,54
 Vail, Hervert P.: 40,41,42
 Valder, Jeffrey W.: 86
 Valenzuela, Mark: 76,77,78,(Mgr.)
 Valentine, Juan A.: 2002
 Vance, Calvert Lee: 16,17,(Mgr.)
 Van Dusen, Robert E.: 22,23
 Van Hooser, John S.: 52
 Vargas, Orlando: 2008,09
 Varner, Harry Howard, Jr.: 46,47,(48)
 Vasquez, D.J.: 98,99
 Vassar, Charles Q.: 50,51 (Mgr.)
 Vaughn, Terrance R.: 90,91,92,93
 Veal, Devin: 2008
 Veal, Ronald R.: 87,88,89,90
 Vega, Sergio V.: 80,81
 Ventriglia, James J.: 69,70,71
 Verbalaitis, Victor Hugh: 83,84,86,87
 Verfurth, Ralph Ryan: 17
 Vickers, Craig: 82,83,84,85
 Vickers, Elmer Francis, Jr.: 33,35,36
 Vickers, Ryan: 1985, 86
 Vorseck, John P.: 2001,02
 Vose, Hamilton III: 54,55

W

Wacholz, Bill: 2006,07
 Wade, Marcel R.: 89,90,91,92
 Wade, Robert L.: 99, 2000, 01,(02)
 Wade, Trevin: 2008,09
 Wakefield, Melvin F.: 41
 Walczak, Mark C.: 82,83,84,85
 Waldrop, Robert F.: 90,91,92,93
 Walker, Bruce E.: 72,73
 Walker, Daniel R.: 77,78
 Walker, Frank S.: 25,(Mgr.)
 Walker, Willie: 1994,95,96
 Walker, Willis Lester: 39
 Wallace, Darnell J.: 77
 Wallace, Jackie: 70,71,72
 Wallace, James E.: 71,72
 Wallace, Roy Oliver: 33,34,35
 Wallendorf, Don: 51
 Ward, Jowyn: 2008,09
 Ward, Kevin M.: 79,80,81,82
 Ware, Reginald D.: 78,79,80
 Warford, Ralph Elmo: 34,35,36
 Wargo, Paul G., Jr.: 66
 Warner, James E.: 87,88,89
 Warren, Brian V.: 82,83
 Warren, Clinton: 27,28,29
 Warren, Paul B.: 69
 Warren, Richard M.: 89,(90)
 Wartman, Charles H.: 23
 Washington, Alonzo: 87,88
 Wasko, Robert: 1995
 Watkins, Clyde: 36,37,38
 Watson, David J.: 95,96
 Watters, Robert L.: 88
 Webb, Charles R.: 84,85,86, (87)
 Weber, Brett P.: 80,81
 Webre, Alcide N.: 53,54
 Weiler, Carl E.: 51,52,53
 Weinstein, Bernard: 45
 Wellman, Glenn R.: 83
 Wells, Dana C., Jr.: 85,86,87,88
 Wells, Raymond E.: 2001,02
 Wendler, James M.: 97,98,99
 West, Kenneth Dale: 60
 Westgard, Carl C.: 31,32
 Wetencamp, Paul F.: 13,(Mgr.)
 White, Dan Jerome: 93,94,(95)
 White, Edward Willard: 04
 White, John Carroll: 29,30
 White, Lou V.: 62,63,64
 White, Marshall: 67
 White, Robert G.: 70,71,72,
 White, Roy M.: 30
 White, Ruben J.: 65,68
 Whiteside, William Hershel: 00
 Whitfield, Ashland O.: 70
 Whitlow, Robert E.: 56,57
 Whitmore, Dale N. Jr.: 96,97
 Whitton, Jeffrey M.: 76,77,78,79
 Wiggins, Bruce H. III: 97,98,99,00
 Wigley, Roy Clark: 36,37,38
 Wilcox, Anthony: 2008
 Wild, Donald R.: 59,60
 Wilde, Trevor: 1999,00
 Wiley, Ross Lynden: 20,21
 Wiley, Labarron: 78
 Wiley, Robert: 76
 Wilky, Leslie Guy: 09,11,12
 Willett, James M.: 64,65
 Williams, Armon A.: 93,94,95,(96)
 Williams, Carlos D.: 2001,02,03, (04)
 Williams, Larry Dean: 58,59,60,61
 Williams, Ricky R. Jr.: 2002,03,04
 Williams, Rodney A.: 95,96,(97)
 Williams, Russell: 72,73,74
 Williams, William H.: 58,59,60,61
 Williamson, William Roy: 08,09
 Willrodt, Joey: 2002
 Wilson, Edward A.: 59,60,(61)
 Wilson, Phillip W.: 62,63
 Wilson William Wade: 47,49
 Wimberly, Edward P.: 62,63,64
 Windisch, Robert C.: 73,74,75
 Wingate, Anthony J.: 2002,03,04
 Wisz, Thomas J.: 70,71
 Witten, Oliver Byrd: 21,22
 Wnek, Elliott James: 98,99, 2000, 01
 Wofford, Walter William: 19,20,(21)
 Wolfe, Stephen M.: 68,69
 Wolgast, Edward Lee: 45,47,48,49,(50)
 Wood, Brad: 2004,05,06
 Wood, Brent W.: 83,84,85,86
 Wood, David W.: 81,82,83,84
 Wood, Earl Francis: 17
 Woodall, John W.: 63,64
 Woodburn, Thomas O.: 48,49
 Wooddell, Charles E.: 02,03,04,05
 Wooddell, DeLeslie James: 09
 Woodford, Michael: 80,81

Woods, Alex Robert 86,88
 Woods, Sidney Sterling: 36,37
 Woodward, Gregory E.: 68,69,70
 Worcester, S. Jarvie: 99, 2000, 01, (02)
 Wozniak, Johnnye J.: 79
 Wray, Spencer: 93,94
 Wright, Christopher H.: 87,88,89
 Wright, Claudius L.: 93,94
 Wright, Roy James: 86
 Wright, William 'Bug': 2008,09
 Wuertz, Verne, Jr.: 45,46,47
 Wunderli, Brian K.: 76,77,78
 Wyatt, Wayne: 95,96
 Wynne, John Davis: 34,35,36

Y

Yarger, Thomas L.: 60
 Yeager, William Michael: 58,59
 Yena, Larry L.: 75,76
 Young, Joseph A.: 56,57
 Young, R.J.: 2009
 Young, Ralph Crawford: 12,(Mgr.)
 Young, Tony J.: 79
 Yovonovitz, John: 41

Z

Zarrillo, Paul F.: 75
 Zebas, Joseph M.: 92
 Zech, Patrick A.: 74,75
 Zeman, Gerald A.: 61,62,(63)
 Zendejas, Alex: 2008,09
 Zendejas, Max J.: 82,83,84,85
 Ziemer, Walter A.: 50,51
 Zivic, William, Jr.: 78,79
 Zion, Daniel L.: 58
 Zuckerman, Ken: 86

Some Other Notable

Arizona Alumni:
 Jerry Bruckheimer, film and television producer
 Richard Carmona, former U.S. Surgeon General
 Jim Furyk, PGA tour
 Barry Goldwater, the late U.S. Senator, presidential nominee
 Steve Kerr, NBA TV analyst
 Karl Eller, Advertising Hall of Fame inductee
 Ricky Barnes, PGA tour
 Bob Baffert, Kentucky Derby-winning trainer
 Geraldo Rivera, actor-producer
 Annika Sorenstam, retired golfer
 Dan Hicks, NBC Sports
 Linda Ronstadt, singer-producer
 August Busch, Anheuser-Busch
 Lorena Ochoa, retired golfer
 Trevor Hoffman, MLB career pitching saves leader
 Tommy Roy, NBC Golf producer
 Jennie Finch, Olympic medalist, Softball
 Terry Francona, Manager, Boston Red Sox
 Arte Moreno, owner, Los Angeles Angels of Anaheim
 Todd Pletcher, Eclipse Award winning horse trainer
 Dick Scobee, the late astronaut
 Denise Austin, TV fitness Pioneer
 Morris K. Udall, the late Congressman
 Craig T. Nelson, actor-director
 Luke Walton, Gilbert Arenas,
 Richard Jefferson – NBA
 Linda Eastman McCarty, the late photographer
 Greg Kinnear, actor
 Kevin Leman, best-selling author
 Amanda Beard, Olympic swimming gold medalist

2010 Arizona Football

Arizona Football Records

RUSHING

Most Individual Rushing Attempts

Game: 35, Chris Henry, at Washington St. 11-4-06 (94 yds.)
34, 4 times, Trung Canidate at Washington St.
11-6-99 (158) most recent

Season: 268, Ontiwaun Carter, 1994 (11 games)

Season Per Game: 24.4, Ontiwaun Carter, 1994 (268 in 11)

Career: 815, Ontiwaun Carter, 1991-94 (46 games)

Career Per Game: 17.7, Ontiwaun Carter, 1991-94 (815 in 46 games)

Most Net Yards Gained

Game: 288, Trung Canidate, vs. Arizona St., 11-27-98 (18 att.)

Season: 1602, Trung Canidate, 1999 (253 att.)

Career: 3824, Trung Canidate, 1996-99 (604 att.)

Most Yards Lost

Game: 78, Bruce McCauley, vs. Marquette, 10-18-52 (9 tc)
75, Willie Tuitama, at Oregon St., 10-6-07 (8 tc)

Season: 409, Jason Johnson, 2002 (60 att.; -373 net)

Highest Average Gain Per Rush

Game: 38.0, Art Luppino, vs. New Mexico St., 9-18-54 (6 for 228)

Min. 10: 16.0, Trung Canidate, vs. Arizona St., 11-27-98 (18 for 288)

Min. 20: 9.2, Don Beasley, vs. Arizona St., 11-28-53 (21 for 193)

Season: 7.96, Bobby Lee Thompson, 1960 (92 for 732)

Min. 100: 7.59, Art Luppino, 1954 (179 for 1359)

Career: 7.6, Bobby Lee Thompson, 1960-61 (195 for 1484)

Min. 200: 6.6, Art Luppino, 1953-56 (513 for 3371)

Most Touchdowns Rushing

Game: 4, Harry Holt, vs. UTEP, Oct. 9, 1976

Don Beasley, vs. Arizona St., Nov. 28, 1953

Art Luppino, vs. New Mexico St., Nov. 3, 1954

Richard Hersey, vs. Pacific, Nov. 15, 1980

Keola Antolin, at Oregon, Nov. 15, 2008

Season: 21, Art Luppino, 1954

Career: 44, Art Luppino, 1953-56

Games Gained 100 Yards

Consecutive: 10, Trung Canidate, 1999

Season: 10, Trung Canidate, 1999

Career: 18, Trung Canidate, 1996-99

15, Art Luppino, 1953-56

Most Yards Gained By Two Players

Game: 393, Kenny Cardella (200) and Don Beasley (193)
vs. Arizona St., 11-28-53

Team Highs and Lows, Game

Team Rushing Attempts

Most: 80 vs. Oregon, 1993

Fewest: 12 vs. Wyoming, 1936

Fewest Pac-10: 14 vs. Stanford, 2009

Both Teams, Most: 129 vs. New Mexico, 1973 (Ariz. 66, New Mexico 63)

Both Teams, Fewest: 52 vs. Wyoming, 1936 (Ariz. 12, Wyoming 40)

Team Rushing Yards Gained

Most: 492, Eastern Mich., 1988 (63 rushes)

Pac-10 Game: 480, UCLA, 1989 (68 rushes)

Fewest: -49 vs. Arizona St., 1958 (27 rushes)

Pac-10 Game: -23, at Oregon St., 2002 (25 rushes)

Both Teams, Most: 734, at UCLA, 1972 (Ariz229, UC505)

Both Teams, Fewest: 53 vs. Wyoming, 1967 (Ariz. 14, Wyoming 39)

Most Touchdowns By Rushing

11 vs. New Mexico St., 1916 (73-0)

Average Gain Per Rush

Highest: 12.7 at UTEP, 1952 (38 for 483)

Lowest: -1.8 vs. Arizona St., 1958 (27 for -49)

Most Players Gaining 100 Yards

3, Chuck Levy (19-156), Ontiwaun Carter

(15-160), Billy Johnson (18-100) vs. Oregon, 1993

Team Highs and Lows, Season

Rushes Per Game

Most: 55.5, 1978 (610 in 11)

Total: 663, 1977 (12 games)

Fewest: 26.7, 2007 (320 in 12)

Yards Gained Per Game

Most: 276.5, 1954 (2745 in 10)

Fewest: 43.8, 2002 (526 in 12)

Touchdowns Rushing Per Game

Most: 4.3, 1954 (43 in 10)

Fewest: 0.4, 1965 (4 in 10)

Pac-10 Years: 0.6, 2002 and 2007 (7 in 12)

Average Gain Per Play

Most: 5.7, 1961 (408 for 2326)

Fewest: 1.5, 2002 (360 for 526)

Games Exceeding 300 Yards

Five, 1973

Top 10 Average Rushing Yards Per Game, Season

276.5, 1954

270.8, 1973

268.9, 1953

254.8, 1952

254.1, 1975

246.7, 1988

240.9, 1989

233.6, 1961

226.7, 1979

222.7, 1987

Top 10 Team Rushing, Single Game

492, Eastern Mich., 1988 (63 att.)

491, at Arizona St., 1953 (73)

483, at UTEP, 1952 (38)

480, UCLA, 1989 (68)

460, Oregon St., 1999 (64)

451, Utah, 1975 (4)

444, New Mexico St., 1951 (52)

438, UTEP, 1973 (58)

432, Utah, 1973 (76)

427, Hawai'i, 1952 (50)

Individual Rushing Leaders

Rushing Yards, Career

Yards	Player	Att.	Years
3,824*	Trung Canidate	604	1996-99
3,501*	Ontiwaun Carter	805	1991-94
3,371	Art Luppino	513	1953-56
3,163	Mike Bell	678	2002-05
3,096	Hubie Oliver	649	1977-80
2,571*	David Adams	600	1984-86
2,530	Clarence Farmer	521	2000-03
2,389	Jim Upchurch	488	1972-74
2,324	Nic Grigsby	454	2007-09
2,074	Bob McCall	473	1970-72
2,060	Ken Cardella	336	1051-53
2,022*	Eddie Wolgast	387	1945-50
1,873	Vance Johnson	471	1981-84
1,680	Don Beasley	277	1951-56
1,669	Billy Johnson	333	1990-93
1,621	David Eldridge	286	1985-88

Rushing Yards, Season

Yards	Player	Att.	Year
1,602	Trung Canidate	253	1999
1,359	Art Luppino	179	1954
1,313	Art Luppino	209	1955
1,229	Clarence Farmer	209	2001
1,220	Trung Canidate	167	1998
1,184	Jim Upchurch	210	1973
1,175	David Adams	238	1986
1,163	Ontiwaun Carter	268	1994
1,153	Nic Grigsby	214	2008
1,148	Bob McCall	228	1972
1,021	Hubert Oliver	197	1979
1,004	Jim Upchurch	216	1974
950	Mike Bell	204	2004
952	Mike Bell	200	2005
920	Mike Bell	168	2003
915	Ken Cardella	148	1953

Rushing Yards, Single Game (Attempts)

Yards	Player	Opponent	Year
288	Trung Canidate (18)	vs. Arizona St.	1998
232	Jim Upchurch (27)	vs. UTEP	1973
228	Art Luppino (6)	vs. New Mexico St.	1954
224	Ontiwaun Carter (36)	vs. Colorado St.	1994
222	Mike Bell (26)	vs. Washington	2003
221	Trung Canidate (33)	at Oregon St.	1999
217	Bill Hargis (33)	vs. Occidental	1930
207	Nic Grigsby (15)	vs. NAU	2009
205	David Eldridge (20)	vs. UCLA	1989
202	Trung Canidate (27)	vs. UTEP	1999
201	Chris Jennings (26)	vs. Stephen F. Austin	2006
200	Art Luppino (25)	vs. Montana	1955
200	Ken Cardella (31)	at Arizona St.	1953
196	Hubert Oliver (25)	vs. Colorado St.	1979
196	Bob McCall (30)	at New Mexico St.	1972
196	Ken Cardella (32)	vs. Arizona St.	1952
196	Larry Heater (34)	at Oregon	1978
189	Nic Grigsby (28)	at Wash. St.	2008

Longest Runs

Yards	Player	Opponent	Year
96	Trung Canidate	San Diego St.	1997

94	Nic Grigsby	vs. NAU	2009
88	Bobby Thompson	at UTEP	1960
84	Willie Hamilton	at Oregon	1972
82	Willie Lewis (not TD)	Wyoming	1970
82	Eddie Wolgast	Arizona St.	1950
81	Eddie Wolgast	at Colorado	1950
81	Bill Hargis	at Cal Tech	1930
80	Tremaine Cox	UNLV	2001
80	Clarence Farmer	at USC	2000
80	Dennis Northcutt	Oregon	1999
80	Trung Canidate	at Arizona St.	1999
80	Trung Canidate	Arizona St.	1998
80	Harry Holt	at UTEP	1977
80	Willie Hamilton	at BYU	1973
80	Jim Upchurch	at BYU	1973
80	Willie Hamilton	at Iowa	1973
80	Floyd Hudlow	at New Mexico	1964
80	Bobby Thompson	UTEP	1960
80	Carl Beard	at UTEP	1952

By Opponent: 90, Lyn Chadnois, Michigan St., 1949

Rushing Touchdowns, Season

21	Art Luppino	1954
16	Kelvin Eafon	1998
13	Nic Grigsby	2008
13	Bobby Thompson	1961
12	Joe Hernandez	1960
11	Trung Canidate	1999
10	Clarence Farmer	2001
10	Trung Canidate	1998
10	Vance Johnson	1983
10	Jim Upchurch	1973

Annual Rushing Leaders (Since 1958)

Year	Player	TC	Net	TD	Avg.	PG
1958	Warren Livingston	63	187	0	2.9	
1959	Warren Livingston	57	380	3	6.7	
1960	Bobby Thompson	92	732	6	8.0	
1961	Bobby Thompson	103	752	8	7.3	
1962	Tom Kosser	64	427	3	6.5	
1963	Jim Oliver	49	214	1	4.4	
1964	Floyd Hudlow	73	402	8	5.5	
1965	Brad Hubbert	133	526	0	4.0	
1966	Brad Hubbert	115	501	1	4.4	
1967	David Barajas	87	337	5	3.7	
1968	Noki Fuimaono	156	579	1	3.5	
1969	Ron Gardin	188	759	7	4.0	
1970	Willie Lewis	163	665	3	4.1	66.5
1971	Bob McCall	134	525	0	3.9	47.7
1972	Bob McCall	228	1,148	3	5.0	104.3
1973	Jim Upchurch	210	1,184	10	5.6	107.6
1974	Jim Upchurch	216	1,004	4	4.6	91.2
1975	Dave Randolph	141	657	5	4.7	59.7
1976	Derriak Anderson	114	506	5	4.4	46.0
1977	Derriak Anderson	122	568	8	4.7	47.3
1978	Hubert Oliver	198	866	7	4.4	78.7
1979	Hubert Oliver	197	1,021	6	5.2	92.8
1980	Hubert Oliver	146	655	4	4.5	65.5
1981	Vance Johnson	123	654	6	5.3	59.4
1982	Vance Johnson	111	443	4	4.0	44.3
1983	Chris Brewer	114	586	7	5.1	53.3
1984	David Adams	188	750	6	4.0	68.2
1985	David Adams	138	511	2	3.7	51.1
1986	David Adams	238	1,175	7	4.9	106.8
1987	Ron Veal	161	566	9	3.5	56.6
1988	Alonzo Washington	113	651	3	5.8	65.1
1989	David Eldridge	143	788	8	5.5	71.6
1990	Art Greathouse	104	482	5	4.6	48.2
1991	Billy Johnson	116	682	5	5.9	68.2

2010 Arizona Football

RECEIVING

Individual Receiving

Most Passes Caught

Game: 14, Jeremy McDaniel, at California, 11-2-96

Season: 93, Bobby Wade, 2002 (12 games)

Career: 259, Mike Thomas, 2005-08

Career Per Game: 5.4, Mike Thomas 2005-08, 259 in 48G

5.1, Bobby Wade 1999-02, 230 in 45G

4.7, Dennis Northcutt, 1996-99, 223 in 47G

Most Receiving Yards Gained

Game: 283, Jeremy McDaniel, at California, 11-2-96 (14 rec.)

Season: 1422, Dennis Northcutt, 1999 (88 rec.)

Career: 3351, Bobby Wade, 1999-02 (230 rec.)

Most Players 100 Yards Receiving, Game

3, M. Thomas 7-137, T. Turner 7-109, A. Johnson 7-102

vs. New Mexico 2007

Highest Average Gain Per Reception (Min. 3)

Game: 44.3, Bobby Thompson, vs. Colorado St.,

9-23-61 (3 for 144)

(Min. 5): 34.2, Charlie McKee, vs. Oregon St.,

11-6-71 (6 for 205)

(Min. 10): 25.7, Dennis Northcutt, at TCU, 9-5-99 (10-257)

Season: 21.0, Keith Hartwig, 1976 (54 for 1134)

Career: 20.1, Keith Hartwig, 1973-76 (67 for 1350)

Touchdown Passes Caught

Game: 3, Juron Criner, vs. Oregon, 11-21-09 (of 5)

3, Mike Thomas, at Washington, 10-27-07 (of 10)

3, Bobby Wade, at California, 11-3-2001 (of 6)

3, Scott Piper vs. Northwestern, 10-4-75 (of 4)

3, Charlie McKee vs. Wyoming, 11-21-70 (of 3)

3, Joe Hernandez vs. New Mexico, 10-21-61 (of 4)

3, Bill Glazier vs. New Mexico, 11-5-49 (of 6)

Season: 11, Mike Thomas, 2007; 11, Theopolis Bell, 1974

Career: 30, Theopolis Bell, 1972-75

Most Consecutive Games Catching a Pass

42, Dennis Northcutt (10-26-96 Oregon St. to 11-27-99

Arizona St.); 42, Bobby Wade (9-18-99 Stanford to

11-29-02 ASU, 1 missed game due to injury)

Most Consecutive Games Catching A Touchdown Pass

6, Rodney Williams (9-27 thru 11-8-97 UCLA-Oregon St)

Career 100-Yard Receiving Games

13, Dennis Northcutt, 1996-99

12, Bobby Wade, 1999-02

11, Mike Thomas, 2005-08

Receiving Leaders

Pass Receptions, Career

Rec.	Player	Yards	TD	Years
259	Mike Thomas	3,231	23	2005-08
230	Bobby Wade	3,351	23	1999-02
223	Dennis Northcutt	3,252	24	1996-99
153	Theopolis Bell	2,509	30	1972-75
136	Jon Horton	2,415	16	1983-86
131	Syndric Steptoe	1,584	6	2003-06
119	Richard Dice	1,957	17	1993-96
112	Derek Hill	1,925	15	1985-88
112	Rodney Williams	1,536	12	1995-97
109	Terry Vaughn	1,884	6	1990-93
106	Anthony Johnson	1,231	7	2004-07
105	Andrae Thurman	1,530	5	2000-02
104	Vance Johnson	1,014	11	1981-84

Receiving Yards, Career

Yards	Player	Rec.	TD	Years
3,351	Bobby Wade	230	23	1999-02
3,231	Mike Thomas	259	23	2005-08
3,252	Dennis Northcutt	223	24	1996-99
2,509	Theopolis Bell	153	30	1972-75
2,415	Jon Horton	136	16	1983-86
1,957	Richard Dice	119	17	1993-96
1,925	Derek Hill	112	14	1985-88
1,884	Terry Vaughn	109	6	1990-93
1,789	Brad Anderson	97	8	1981-83
1,652	Charlie McKee	85	19	1969-71
1,610	Terrell Turner	141	9	2006-09
1,584	Syndric Steptoe	131	6	2003-06

Pass Receptions, Season

Rec.	Player	Yards	Year
93	Bobby Wade	1,389	2002
88	Dennis Northcutt	1,422	1999
83	Mike Thomas	1,038	2007
76	Jim Greth	1,003	1966
74	Mike Thomas	825	2008
63	Dennis Northcutt	922	1998
62	Bobby Wade	882	2001
61	Andrae Thurman	915	2002

61	Dave Hibbert	606	1958
58	Dennis Northcutt	767	1997
58	Jeremy McDaniel	916	1998
56	Richard Dice	969	1994
55	Syndric Steptoe	568	2006
54	Keith Hartwig	1,134	1976
53	Delashaun Dean	593	2008
52	Mike Thomas	771	2005
53	Theopolis Bell	700	1974
50	4 times; last T. Turner	580	2007

Receiving Yards, Season

Yards	Player	Rec.	Year
1,422	Dennis Northcutt	88	1999
1,389	Bobby Wade	93	2002
1,134	Keith Hartwig	54	1976
1,038	Mike Thomas	83	2007
1,003	Jim Greth	76	1966
969	Richard Dice	56	1994
922	Dennis Northcutt	63	1998
916	Jeremy McDaniel	58	1998
915	Andrae Thurman	61	2002
892	Ron Gardin	48	1968
882	Bobby Wade	62	2001
880	Jon Horton	45	1984
870	Brad Anderson	44	1982
854	Charlie McKee	43	1971
825	Mike Thomas	74	2008
820	Hank Stanton	50	1941
798	Derek Hill	45	1987

Touchdown Receptions, Season

Rec.	Player	Rec/Yards	Year
11	Mike Thomas	83-1,038	2007
11	Theopolis Bell	53-700	1974
10	Keith Hartwig	53-1,134	1976
10	Rob Gronkowski	47-672	2008
9	Juron Criner	43-580	2009
9	Dennis Northcutt	68-767	1997
9	Jeremy McDaniel	58-916	1998
8	Bobby Wade	93-1,389	2002
8	Bobby Wade	62-882	2001
8	Dennis Northcutt	88-1,422	1999
8	Richard Dice	56-969	1994
8	Jim Greth	76-1,003	1976
7	Rodney Williams	43-674	1997
7	Theopolis Bell	47-790	1973
7	Joe Hernandez	24-440	1960

Career Touchdown Receptions

Rec.	Player	Yards	Years
30	Theopolis Bell	153-2,509	1972-75
24	Dennis Northcutt	223-3,252	1996-99
23	Mike Thomas	259-3,231	2005-08
23	Bobby Wade	230-3,351	1999-02
19	Charlie McKee	85-1,652	1969-71
17	Richard Dice	119-1,957	1993-96
16	Rob Gronkowski	75-1,197	2007-08
16	Jon Horton	136-2,415	1983-86
15	Derek Hill	112-1,925	1985-88
12	Rodney Williams	112-1,536	1995-97
11	Vance Johnson	104-1,014	1981-84
10	Juron Criner	50-668	2008-09

Pass Receptions, Single Game (Yards)

Rec.	Player	Opponent	Year
14	Jeremy McDaniel (283)	at California	1996
12	Juron Criner (152)	vs. Stanford	2009
12	David Roberts (138)	at Washington	2009
12	Rob Gronkowski (143)	at Oregon	2008
12	Bobby Wade (151)	Oregon	2002
12	Dave Hibbert (107)	at Texas Tech	1958
12	Mike Thomas (105)	at California	2007
12	Jim Greth (98)	Iowa St.	1966
12	Mike Thomas (83)	at USC	2007
11	Mike Thomas (127)	at UNM	2008
11	Bobby Wade (152)	at California	2002
11	Bobby Wade (227)	at Arizona St.	2001
11	Jim Greth (120)	at Iowa	1966
11	Hank Stanton (104)	at Oklahoma St.	1941
10	Terrell Turner (175)	at Stanford	2008
10	Bobby Wade (155)	at Washington	2002
10	Dennis Northcutt (257)	at TCU	1999
10	Dennis Northcutt (135)	Washington	1997
10	Theopolis Bell (77)	at Utah	1974
10	Tim Dewan (77)	Utah	1966
10	Dave Hibbert (91)	Iowa St.	1958

Receiving Yards, Single Game

Yards	Player (receptions)	Opponent	Year
283	Jeremy McDaniel (14)	at California	1996

257	Dennis Northcutt (10)	at TCU	1999
222	Bobby Wade (11)	at California	2002
217	Theopolis Bell (7)	New Mexico	1975
217	Jon Horton (9)	Utah St.	1984
208	Derek Hill (7)	at Stanford	1987
205	Charlie McKee (6)	Oregon St.	1971
203	Keith Hartwig (8)	Wyoming	1976
196	Bill Glazier (8)	New Mexico	1951
179	Keith Hartwig (9)	at Northwestern	1976
175	Terrell Turner (10)	at Stanford	2008
175	Bobby Wade (9)	Utah	2002
172	Ron Gardin (7)	Utah	1968
171	Richard Dice (9)	at USC	1994
170	Ron Gardin (9)	Iowa St.	1968
167	Brad Anderson (8)	Washington	1982
165	Andrae Thurman (9)	Utah	2002

Single-Season Tight Ends Receiving

1.	Rob Gronkowski	47-672, 10 TD	2008 soph
2.	Mark Keel	32-513, 2 TD	1982 senior
3.	Rob Gronkowski	28-525, 6 TD	2007 freshman
4.	Mark Keel	27-343, 4 TD	1981 junior
5.	Steve Fleming	23-332, 2 TD	2004 senior
6.	Brandon Manumaleuna	20-316, 2 TD	1999 junior

Career Tight Ends Receptions-Yds-TD

1.	Rob Gronkowski	75-1197, 16 TD	2007-08
2.	Mark Keel	59-857, 6 TD	1981-82
3.	Steve Fleming	50-584, 4 TD	2001-04
4.	Brandon Manumaleuna	40-571, 3 TD	1997-2000
5.	Mike Metzler	34-597, 6 TD	1994-96
6.	Bill Nettling	29-451, 5 TD	1977-80

Annual Pass Receptions Leaders

Year	Name	No.	Yards	TD	Avg.
1958	Dave Hibbert	61	606	4	9.9
1959	Willie Peete	10	173	1	17.3
1960	Joe Hernandez	24	440	7	18.3
1961	Joe Hernandez	27	423	1	15.7
1962	Ken Cook	11	187	1	17.0
1963	Floyd Hudlow	13	167	3	12.8
1964	Rickie Harris	28	391	1	13.9
1965	Tim Plodinec	20	191	1	9.6
1966	Jim Greth	76	1,003	8	13.1
1967	Wally Scott	15	243	1	16.2
	Jim Coddington	15	182	1	12.1
1968	Ron Gardin	48	892	4	18.6
1969	Hal Arnason	30	489	3	16.3
1970	Hal Arnason	35	569	2	16.3
1971	Charlie McKee	43	854	5	19.8
1972	Barry Dean	22	414	3	18.8
	Theo Bell	22	408	4	18.6
1973	Theo Bell	47	790	7	16.8
1974	Theo Bell	53	700	11	13.2
1975	Scott Piper	45	718	7	15.9
1976	Keith Hartwig	54	1,134	10	21.0
1977	Harry Holt	24	423	2	17.6
1978	Ron Beyer	21	296	4	14.1
1979	Tim Holmes	24	319	0	13.3
1980	Tim Holmes	33	545	0	16.5
1981	Mark Keel	27	343	4	12.7
1982	Brad Anderson	44	870	5	19.8
1983	Jay Dobyns	50	694	1	13.9
1984	Jon Horton	45	880	6	19.6
1985	Jon Horton	43	685	3	15.9
1986	Derek Hill	32	523	3	16.3
1987	Derek Hill	45	798	4	17.7
1988	Derek Hill	25	508	5	20.3
1989	Reggie McGill	11	170	1	15.5
1990	Terry Vaughn	22	431	2	19.6
1991	Terry Vaughn	21	270	1	12.9
1992	Troy Dickey	28	395	1	14.1
1993	Terry Vaughn	36	474	2	13.2
1994	Richard Dice	56	969	8	17.3
1995	Rodney Williams	46	587	4	12.8
1996	Jeremy McDaniel	31	607	3	19.6
1997	Dennis Northcutt	58	767	9	13.2
1998	Dennis Northcutt	63	922	6	14.6
1999	Dennis Northcutt	88	1,422	8	16.2
2000	Bobby Wade	45	626	3	13.9
2001	Bobby Wade	62	882	8	14.2
2002	Bobby Wade	93	1,389	8	14.9
2003	Biren Ealy	42	577	4	13.7
2004	Syndric Steptoe	30	446	3	14.9
2005	Mike Thomas	52	771		

2010 Arizona Football

PASSING

Individual Passing

Most Pass Attempts

Game: 61, Willie Tuitama at California, 9-22-07 (42 comp.)
56, Marc Reed vs. Oregon St., 11-5-66 (25 comp.)
53, Nick Foles at UW, 10-10-09 (39 comp.)
Season: 524, Willie Tuitama, 2007
Career: 1,276, Willie Tuitama, 2005-08
1,069, Tom Tunnicliffe, 1980-83

Most Pass Completions

Game: 42, Willie Tuitama, at California, 9-22-07, 61 att.)
40, Nick Foles, vs. Stanford, 10-17-09, 51 att.)
Season: 327, Willie Tuitama, 2007 (12 games, 524 att.)
Career: 786, Willie Tuitama, 2005-08
574, Tom Tunnicliffe, 1980-83
Career Per Game: 19.7, Willie Tuitama (786 in 40)
14.72, Tom Tunnicliffe, 1980-83 (574 in 39)

Highest Completion Percentage, Game:

10 PC: 91.7, Tom Tunnicliffe, vs. UTEP, 10-31-81 (11-12)
15 PC: 80.9, Keith Smith, at Penn St., 8-28-99 (17-21)
80.9, Willie Tuitama, vs Idaho, 8-30-08 (17-21)
20 PC: 78.0, Tom Tunnicliffe, vs. Pacific, 10-23-82 (21-27)
30 PC: 74.5, W.Tuitama, at Washington, 10-27-07 (38-51)
40 PC: 78.4, Nick Foles, vs. Stanford, 10-17-09 (40-51)

Highest Completion Percentage, Season:

100 PA: 68.5, K.Smith, 1998 (113-165-7, 1,732 yds-13 TD.)
200 PA: 64.9, W. Tuitama, 2008 (399-259-8, 3,088-23 TD)
63.4, Nick Foles, 2009 (410-269-9, 2,486-19 TD)
62.4, Willie Tuitama, 2007 (524-327-12, 3,683-28 TD)
100 PC: 68.5, Keith Smith, 1998 (113-165, 1,732 yds.)

Highest Completion Percentage, Career:

61.6, Willie Tuitama, 2005-08 (1276-786)
59.8, Keith Smith, 1996-99 (434-726)

Most Passes Had Intercepted

Game: 6, John Kelly, vs. Michigan St., 11-8-49
6, Bruce Lee, vs. Auburn (Sun Bowl), 12-28-68
Season: 18, Ed McCauley, 1950 (att. 138)
Season % of Att: 19.4, Ted Bland, 1935 (14 of 72)
Career: 56, Tom Tunnicliffe, 1980-83

Fewest Passes Had Intercepted (Pct. of Attempts)

Season: 1.39, Bruce Hill, 1975 (3 in 215)
Career: 2.42, Willie Tuitama, 2005-08 (31 in 1276)
3.47, Ortege Jenkins, 1997-00 (27 in 777)

Most Attempts Without Interceptions

Game: 51, Nick Foles, vs. Stanford, 10-17-09
44, Ortege Jenkins, at Washington St., 10-25-97
43, Nick Foles, at ASU, 11-28-09

Consecutive: 128, Bruce Hill, 1975 (Wyo through BYU)
128, Keith Smith, 1996 (WSU through most of ASU)

Most Yards Gained

Game: 510, Willie Tuitama, at Washington, 10-27-07
Season: 3,683, Willie Tuitama, 2007, 12 games
Season Per Game: 306.9, W. Tuitama, 2007 (3,683 in 12)
Career: 9211, Willie Tuitama, 2005-08
7618, Tom Tunnicliffe, 1980-83
Career Per Game: 230.2, Willie Tuitama, 2005-08
(9,211 in 40)
195.3, Tom Tunnicliffe, 1980-83 (7,618 in 39)

Yards Gained Per Attempt

Game: 35.3, Eddie Wilson vs. Colorado St., 9-23-61 (6-212)
Min. 10: 20.6, Bill Brechler vs. Idaho, 11-9-63 (11 for 227)
Min. 20: 15.3, Tom Tunnicliffe vs. UOP, 10-23-82 (28-427)
Min. 30: 11.9, Bruce Hill vs. UNM, 10-25-75 (34-406)
11.9, Keith Smith vs. California, 11-2-96 (35-418)
Min. 40: 10.9, Jason Johnson at Cal, 11-16-02 (45-492)
Season: 10.5, Keith Smith, 1998 (165 for 1,732)
Season (200 att.): 8.3, Keith Smith, 1999 (228-1,903)
Season (300 att.): 8.1, Jason Johnson, 2002 (410-3,327)
Career: 8.3, Marc Lunsford, 1974-77 (332-2,756)
Career (500 att.): 8.2, Keith Smith, 1996-99 (726- 5,972)
Career (1000 att.): 7.2, Willie Tuitama, 2005-08 (1,276-9,211)

Most Yards Gained Per Completions

Game (5 PC): 42.4, Eddie Wilson, vs. Colo St., 9-23-61 (5-212)
Game (10 PC): 26.2, Brian Linstrom, vs. BYU, 10-10-70 (10-262)
Game (20 PC): 16.2, Willie Tuitama, vs. UCLA, 11-3-07 (21-341)
Season (50 PC): 18.34, Marc Lunsford, 1976 (70-1,284)
Season (100 PC): 17.13, Bruce Hill, 1975 (102-1,747)
Career: 18.13, Marc Lunsford, 1974-77 (152-2,756)
Career (200 PC): 15.01, Bruce Hill, 1973-75 (339-5,090)
Career (500 PC): 11.7, Willie Tuitama, 2005-08 (786-9,211)

Most Touchdown Passes

Game: 6, Tom Tunnicliffe, vs. Pacific, 10-23-82
5, Willie Tuitama, vs. Northern Arizona/Washington, 2007
5, Keith Smith at California 1996
Season: 28, Willie Tuitama, 2007
20, Marc Reed, 1966

Career: 67, Willie Tuitama, 2005-08

46, Tom Tunnicliffe, 1980-83 (4 seasons)

45, Bruce Hill, 1973-75 (3 seasons)

Passing Efficiency Rating

Game: (25 PA): 273.8, Tom Tunnicliffe, vs. UOP, 10-23-82
(28 att., 21 comp., 0 int., 428 yds., 6 TD)

Game (<25 PA): 274.22, W. Tuitama, at Oregon, 11-18-06
(9 att, 8 comp, 0 int., 120 yds., 2 TD)

Season (100 PA): 174.17, Keith Smith, 1998 (113-165, 1,732)

Season (150 PA): 174.17, Keith Smith, 1998 (113-165, 1,732)

Career (300 PA): 140.52, Keith Smith, 1996-99 (726 att.)

Career (500 PA): 140.52, Keith Smith, 1996-99 (726 att.)

Career (1000 PA): 134.70, Willie Tuitama, 2005-08 (1275 att.)

Consecutive Games Throwing Touchdown Pass

11, Marc Reed (Iowa, 1966-Wyoming, 1967)

10, Willie Tuitama (Stanford '97-UW '08)

9, Nick Foles (NAU-Oregon '09)

Passing Yards Gained by Opposing Players

Game: 921- Keith Smith, Ariz. (418) and Pat Barnes,
California (503), Nov. 2, 1996
838 - Nick Foles (415) and Andrew Luck, Stanford (423),
Oct. 17, 2009

Team Passing

Top 10 Single-Game Team Passing

	(PA-PC-Int-TD)
510	at Washington, 2007 (51-38-1-5)
492	at California, 2002 (45-31-1-4)
446	New Mexico, 2007 (53-30-2-3)
443	at Washington, 2002 (41-29-1-3)
427	Pacific, 1982 (31-21-0-6)
418	at California, 1996 (35-25-0-5)
416	Utah, 2002 (35-24-1-2)
415	Stanford, 2009 (51-40-0-3)
415	Stanford, 2001 (50-25-1-2)
407	Northern Arizona, 2002 (41-23-0-3)

Top 10 Average Passing Yards, Season

308.5	2007 (10th nationally)
289.8	2002
255.1	1966 (3rd nationally)
253.1	1999
250.3	2001
244.0	2008
243.7	1983
238.6	2009
231.5	1998
231.5	1997

Team Passing Highs and Lows, Game

Passes Attempted

Most: 62, at California, 2007 (42 comp.)

Fewest: 1, vs. Oregon, 1978 (comp. 0)

1, vs. Oregon, 1993 (comp. 0)

Both Teams, Most: 101, vs. Utah St., 1984

(Ariz. 43, Utah St. 58)

Both Teams, Fewest: 10 vs. Pomona, 1930 (Ariz. 6, Pom. 4)

Passes Completed

Most: 42, at California, 2007 (att. 62)

40, vs. Stanford, 2009 (att. 52)

38, at Washington, 2007 (att. 51)

Fewest: 0, vs. Oregon, 1978 (att. 1)

0, vs. Oregon, 1993 (att. 1)

0, vs. New Mexico St., 1934 (att.11)

Both Teams, Most: 62, vs. Stanford, 2009 (Ariz 40, Cal 22)

60, vs. California, 1996 (Ariz. 25, California 35 OT)

Both Teams, Fewest: 3, vs. NMSU, 1934 (Ariz. 0, NMSU 3)

3, vs. Loyola, 1932 (Ariz. 3, Loyola 0)

3, Oklahoma St., 1932 (Ariz. 3, Oklahoma St. 0)

3, Colorado St., 1930 (Ariz. 2, Colorado St. 1)

3, at Texas Tech, 1935 (Ariz. 2, Texas Tech 1)

Completion Percentage

Highest:

(10 PA): .800, vs. Arizona St., 1948 (8 of 10)

(10 PC): .809, vs. Washington, 2008 (17 of 21)

.764, vs. UTEP, 1961 (13 of 17)

(20 PA): .809, vs. Washington, 2008 (17 of 21)

.750, at UCLA, 1978 (15 of 20)

(25 PA): .720, vs. Kansas, 1948 (18 of 25)

(30 PA): .769, s. Stanford, 2009 (40 of 52)

.764, vs. Toledo, 2008 (26 of 34)

Lowest (10 PA): .000, vs. New Mexico St., 1934 (0 of 11)

Passes Completed

Most: 42, at California, 2007 (att. 62)

40, vs. Stanford, 2009 (att. 52)

38, at Washington, 2007 (att. 51)

Fewest: 0, vs. Oregon, 1978 (att. 1)

0, vs. Oregon, 1993 (att. 1)

0, vs. New Mexico St., 1934 (att.11)

Both Teams, Most: 62, vs. Stanford, 2009 (Ariz 40, Cal 22)

60, vs. California, 1996 (Ariz. 25, California 35 OT)

Both Teams, Fewest: 3, vs. NMSU, 1934 (UA 0, NMSU 3)

3, vs. Loyola, 1932 (Ariz. 3, Loyola 0)

3, Oklahoma St., 1932 (Ariz. 3, Oklahoma St. 0)

3, Colorado St., 1930 (Ariz. 2, Colorado St. 1)

3, at Texas Tech, 1935 (Ariz. 2, Texas Tech 1)

Completion Percentage

Highest:

(10 PA): .800, vs. Arizona St., 1948 (8 of 10)

(10 PC): .809, vs. Washington, 2008 (17 of 21)

.764, vs. UTEP, 1961 (13 of 17)

(20 PA): .809, vs. Washington, 2008 (17 of 21)

.750, at UCLA, 1978 (15 of 20)

(25 PA): .720, vs. Kansas, 1948 (18 of 25)

(30 PA): .769, s. Stanford, 2009 (40 of 52)

.764, vs. Toledo, 2008 (26 of 34)

Lowest (10 PA): .000, vs. New Mexico St., 1934 (0 of 11)

Yards Gained Passing

Most: 510, at Washington, 2007

Pac-10 Game: 510, at California, 2007

Fewest: 0, at Oregon, 1978; 0, vs. Oregon, 1993

Both Teams, Most: 921, vs. California, 1996 (Ariz. 418,

California 503)

Both Teams, Fewest: 20, vs. Colorado St., 1930 (Ariz. 17,

Colorado St. 3)

Touchdown Passes

Most: 6 vs. Pacific, 1982

Both Teams, Most: 13 vs. California, 1996 (Ariz. 5,

California 8)

Most Passes Had Intercepted

Most: 8, vs. Auburn (Sun Bowl), 1968

8, vs. Hardin-Simmons, 1946

Both Teams: 11, Auburn 1968 (Ariz. 8, Auburn 3)

Percent Passes Had Intercepted

.417, at Minnesota, 1939 (5 of 12)

Most Attempts Without Interception

52, vs. Stanford, 2009 (40 of 52)

46, vs. USC, 1995 (26 of 46)

Yards Gained Per Attempt

Most: 30.3, vs. Colorado St., 1961 (7-for-212)

Most (Min. 20): 15.2 at Oregon St., 2005 (22-for-335)

Fewest (Min. 10): .33, vs. Kansas, 1949 (15-for-5)

Yards Gained Per Completion

Most: 42.4, vs. Colorado St., 1961 (5 for 212)

Most (Min. 9): 32.7, vs. Texas Tech, 1977 (9 for 294)

Most (Min. 15): 23.9, vs. Wyoming, 1976 (15 for 358)

Fewest (Min. 10): 5.4, vs. West Texas St., 1956 (10 for 54)

Most Yards Allowed Interception Returns

165, vs. Oklahoma St., 1941 (7 returns)

Average Gain Allowed Per Interception Return

64.5, by Utah, 1972 (2 for 129)

Intercepted Passes Returned for Touchdown

3, by Michigan St., 1949

Team Passing Highs and Lows, Season

Passes Attempted Per Game

Most: 44.3, 2007 (531 in 12)

Total: 531, 2007 (12 games)

Fewest: 11.2, 1937 (112 in 10)

Passes Completed Per Game

Most: 27.7, 2007 (332 in 12)

Total: 332, 2007 (12 G)

Fewest: 4.0, 1935 (36 in 9)

Completion Percentage

Highest: .646, 2008 (266 of 412)

.625, 2007 (332 of 531)

.623, 2009 (301 of 484)

Lowest: .295, 1935 (36 of 122)

Yards Gained Per Game

Most: 308.5, 2007 (3702 in 12)

Fewest: 61.7, 1939 (617 in 10)

Touchdown Passes Per Game

Highest: 2.5, 1997 (27 in 11)

Most total: 28, 2007 (in 12)

Fewest: .2, 1965 (2 in 10)

Passes Had Intercepted Per Game

Most: 2.66, 1940 (24 in 9)

Total: 26, 1949 (10 G)

Fewest: .27, 1975 (3 in 11)

Percentage Passes Had Intercepted

Highest: 15.2, 1939 (22 of 145)

Lowest: 1.3, 1975 (3 of 236)

1.9, 2008 (8 in 412)

Consecutive Games TD Pass Thrown

Season: 11, 1999

2010 Arizona Football

Overall: 16, 1997-98

Games Exceeding 250 Yards

Season: 8, 2007
7, 1999, 2008

Consecutive: 4 (twice), 2007

Average Gain Per Attempt

Most: 9.0, 1998 (309-for-2,778)
Fewest: 4.06, 1949 (198-for-805)

Average Gain Per Completion

Most: 17.71, 1977 (98-for-1736)
Fewest: 9.72 (301-for-2,927)
9.94, 1957 (155-for-1540)

Yards Allowed Interception Returns Per Game

Fewest: 1.1, 1975 (12 in 11)
Most: 45.4, 1949 (454 in 10)

Average Per Interception Return Allowed

Fewest: 3.0, 1994 (7-for-21)
Most: 19.1, 1991 (17-for-324)

Touchdowns On Passes Had Intercepted

3, 1949, 1982, 2001, 2003, 2006

Individual Passing Leaders

Passing Yards, Career

Yards	Player	Att.-Cmp.-Int.-TD	Years
9,211	Willie Tuitama	1,276-786-31-67	2005-08
7,618	Tom Tunnicliffe	1,069-574-56-46	1980-83
6,016*	Alfred Jenkins	879-456-38-30	1983-86
5,972*	Keith Smith	726-434-27-42	1996-99
5,749	Jason Johnson	719-413-26-35	1999-02
5,723*	Dan White	850-446-27-43	1993-95
5,424*	Ortege Jenkins	717-488-27-42	1997-00
5,090	Bruce Hill	680-339-28-45	1973-75
3,305*	Jim Krohn	513-260-36-24	1976-79
3,268	Bill Demory	481-220-24-20	1970-72
3,127	Marc Reed	504-247-30-24	1966-67
3,111*	George Malauulu	584-241-19-10	1989-92
2,988	Ralph Hunsaker	517-276-0-16	1955-61

Career Touchdown Passes

Name	Passes	Years
Willie Tuitama	67	2005-08
Tom Tunnicliffe	46	1980-83
Bruce Hill	45	1973-75
Dan White	43	1993-95
Keith Smith	42	1996-99
Ortege Jenkins	42	1997-00
Jason Johnson	35	1999-02
Alfred Jenkins	30	1983-86
Jim Krohn	24	1976-79
Bill Demory	20	1970-72
Nick Foles	19	2009-

Passing Yards, Season

Yards	Player	Att.	Comp.	Year
3,683	Willie Tuitama	524	327	2007
3,327	Jason Johnson	410	239	2002
3,088	Willie Tuitama	399	259	2008
2,520	Tom Tunnicliffe	328	176	1982
2,474	Tom Tunnicliffe	351	185	1983
2,486	Nick Foles	410	260	2009
2,368	Marc Reed	365	193	1966
2,347	Jason Johnson	298	169	2001
2,202	Alfred Jenkins	312	156	1984
2,181	Dan White	296	169	1994
1,903	Keith Smith	228	131	1999
1,855	Dan White	297	150	1995
1,814	Bruce Hill	249	133	1974

Passing Efficiency, Season (Min. 100 attempts)

Rating	Player	Att.	Year
174.2	Keith Smith	165	1998
157.1	Marc Lunsford	132	1976
144.9	Willie Tuitama	399	2008
144.7	Ortege Jenkins	131	1999
140.7	Eddie Wilson	116	1960
140.5	Bruce Hill	215	1975
136.9	Willie Tuitama	142	2005
136.3	Keith Smith	193	1996
135.2	Jason Johnson	298	2001
135.0	Keith Smith	228	1999
134.50	Willie Tuitama	524	2007
134.1	Eddie Wilson	154	1961
132.9	Jason Johnson	410	2002

Pass Attempts, Season

Attempts	Player	Year
524	Willie Tuitama	2007
410	Nick Foles	2009
410	Jason Johnson	2002
399	Willie Tuitama	2008

365	Marc Reed	1966
351	Tom Tunnicliffe	1983
328	Tom Tunnicliffe	1982
312	Alfred Jenkins	1984
298	Jason Johnson	2001
297	Dan White	1995
296	Dan White	1994

Pass Completions, Season

Comp.	Player	Year
327	Willie Tuitama	2007
260	Nick Foles	2009
259	Willie Tuitama	2008
239	Jason Johnson	2002
193	Marc Reed	1966
185	Tom Tunnicliffe	1983
176	Tom Tunnicliffe	1982
169	Jason Johnson	2001
169	Dan White	1994
156	Alfred Jenkins	1984
150	Alfred Jenkins	1985
150	Dan White	1995

Touchdown Passes, Season

TD	Player	Year
28	Willie Tuitama	2007
23	Willie Tuitama	2008
20	Marc Reed	1966
19	Nick Foles	2009
19	Jason Johnson	2001
19	Ortege Jenkins	1997
18	Tom Tunnicliffe	1982
18	Bruce Hill	1974
16	Jason Johnson	2002
15	Dan White	1995
14	Dan White	1994
13	Bill Demory	1972
13	Keith Smith	1998
12	Marc Lunsford	1976
11	4 times, most recent Keith Smith	1996

Pass Completion Percentage, Season (Min. 100 att.)

Pct.	Player	Att.	Cmp.	Year
68.50	Keith Smith	165	113	1998
64.91	Willie Tuitama	399	259	2008
63.41	Nick Foles	260	410	2009
60.24	Willie Tuitama	524	327	2007
60.60	Keith Smith	193	117	1996
60.30	Ortege Jenkins	133	79	1999
58.30	Jason Johnson	410	239	2002
58.00	Jim Mason	100	58	1957
57.75	Willie Tuitama	142	82	2005
57.46	Keith Smith	228	131	1999
57.10	Dan White	296	169	1994

Passes Had Intercepted, Season

Int.	Player	Att.	Year
18	Bruce McCauley	138	1950
17	Alfred Jenkins	312	1984
17	Tom Tunnicliffe	217	1981
16	Tom Tunnicliffe	351	1983
16	Bruce Hill	249	1974
16	Marc Reed	365	1966
16	John Kelly	113	1949
15	Kris Heavner	237	2003
14	Tom Tunnicliffe	328	1982
14	Jim Krohn	175	1979
14	Marc Reed	139	1967
14	John Black	88	1940
14	Ted Bland	72	1935

Passing Yards, Single Game (Att.-Cmp.-Int.-TD)

Yards	Player	Opponent-Year
510	Willie Tuitama (51-38-1-5)	at Washington 2007
492	Jason Johnson (45-31-1-4)	at California 2002
446	Willie Tuitama (53-30-1-3)	New Mexico 2007
443	Jason Johnson (41-29-1-3)	at Washington 2002
427	Tom Tunnicliffe (28-21-0-6)	Pacific 1982
418	Keith Smith (35-25-0-5)	at California 1996
416	Jason Johnson (35-24-1-2)	Utah 2002
416	Nick Foles (51-40-0-3)	Stanford 2009
406	Bruce Hill (34-21-0-3)	New Mexico 1975
381	Jason Johnson (36-20-0-3)	Northern Arizona 2002

Longest Passing Plays

99,	Jason Johnson to Brandon Marshall	Idaho 2001
94,	Bobby Watters to Alonzo Washington	New Mexico 1987
92,	Nic Costa to Andrae Thurman	UCLA 2002
92,	Tom Tunnicliffe to Brian Holland	Arizona St. 1982
92,	Bill Demory to Charlie McKee	at BYU 1971
89,	Dan White to Richard Dice	Pacific 1995
85,	George Malauulu to David Lockhart	Stanford 1991

84,	Bill Brechler to Floyd Hudlow	Idaho 1963
82,	Bill Demory to Charlie McKee	Oregon St. 1971
82,	Bill Demory to Charlie McKee	New Mexico 1971
80,	Keith Smith to Dennis Northcutt	at Arizona St. 1999
80,	Bruce Hill to Theopolis Bell	New Mexico 1975
80,	Ferrill Capps to Bill Lovin	New Mexico St. 1941

Non-Scoring: 74, Ortege Jenkins to Trung Candidate, vs. UCLA, 1998; By Opponent: 91, Steve Stenstrom to Brian Manning (TD), Stanford, 1993

Annual Passing Leaders Since 1958

Year	Player	Att	Cmp.	Int.	Yards	TD	Pct.
1958	Ralph Hunsaker	191	106	13	1,129	5	55.5
1959	Eddie Wilson	76	31	6	476	4	40.7
1960	Eddie Wilson	116	62	7	1,020	9	53.4
1961	Eddie Wilson	154	79	7	1,294	10	51.3
1962	Eddie Bricker	45	18	3	313	3	40.0
1963	Bill Brechler	82	34	3	550	7	41.5
1964	Lou White	67	25	9	419	2	37.3
1965	Phil Albert	123	58	6	559	2	47.2
1966	Mark Reed	365	193	16	2,368	20	52.9
1967	Bruce Lee	137	57	8	635	5	41.6
1968	Mark Driscoll	152	62	8	927	5	40.8
1969	Brian Linstrom	258	119	10	1,598	11	46.1
1970	Brian Linstrom	141	59	8	884	5	42.0
1971	Bill Demory	199	91	11	1,384	10	45.7
1972	Bill Demory	174	76	8	1,175	13	43.6
1973	Bruce Hill	216	104	9	1,529	9	48.1
1974	Bruce Hill	249	133	16	1,814	18	53.4
1975	Bruce Hill	215	102	3	1,747	18	47.4
1976	Marc Lunsford	132	70	5	1,284	12	53.0
1977	Marc Lunsford	166	71	10	1,344	6	42.8
1978	Jim Krohn	151	79	8	996	9	52.3
1979	Jim Krohn	175	93	14	1,094	7	53.1
1980	Tom Tunnicliffe	173	96	9	1,204	8	55.5
1981	Tom Tunnicliffe	217	117	17	1,420	9	53.9
1982	Tom Tunnicliffe	328	176	14	2,520	18	53.7
1983	Tom Tunnicliffe	351	185	16	2,474	11	52.7
1984	Alfred Jenkins	312	156	17	2,202	11	50.0
1985	Alfred Jenkins	278	150	10	1,767	7	54.0
1986	Alfred Jenkins	232	118	9	1,573	10	50.9
1987	Ron Veal	153	75	9	1,239	4	49.0
1988	Ron Veal	105	40	3	669	4	38.1
1989	Ron Veal	117	46	5	517	2	39.3
1990	George Malauulu	101	46	5	726	1	45.5
1991	George Malauulu	99	52	5	674	5	52.5
1992	George Malauulu	198	97	7	1,210	6	49.0
1993	Dan White	207	103	7	1,410	11	49.8
1994	Dan White	296	169	7	2,181	14	57.1
1995	Dan White	297	150	10	1,855	15	50.5
1996	Keith Smith	193	117	6	1,450	11	60.6
1997	Ortege Jenkins	235	115	5	1,669	19	48.9
1998	Keith Smith	165	113	7	1,732	13	68.5
1999	Keith Smith	228	131	8	1,903	10	57.5
2000	Ortege Jenkins	261	123	12	1,647	9	47.1
2001	Jason Johnson	298	169	13	2,347	19	56.7
2002	Jason Johnson	410	239	13	3,327	16	58.3
2003	Kris Heavner	237	121	15	1,501	8	51.1
2004	R. Kovalcheck	168</					

2010 Arizona Football

Min. 4000 yds: 6.4, Jason Johnson, 1999-02 (832-5285)
 Min. 5000 yds: 6.0, Willie Tuitama, 2005-08 (1448-8727)

Most TDs Responsible for (TDs scored and passed for)

Game: 7, Keith Smith, vs. California, 11-2-96 (5P, 2R)
 Season: 31, Willie Tuitama, 2007 (28 passing, 3 rush)
 25, Willie Tuitama, 2008 (23 passing, 2 rush)
 24, Art Luppino, 1954 (running)
 22, Marc Reed, 1966 (20 passing, 4 rush)
 22, Nick Foles, 2009 (19 passing, 3 rush)

Points Responsible for (scored and passed for)

Game: 42, Keith Smith, vs. California, 11-296 (5P, 2R)
 Season: 188, Willie Tuitama, 2007 (3 TD, 28 TD pass, 2-pt PAT pass)
 166, Art Luppino, 1954 (24 TD and 22 PAT)
 Career: 466, Willie Tuitama, 2005-08 (67 TD pass, 5 TD rush, two 2-pt PAT)

Yards Gained by Opposing Players

Game: 1,030, Keith Smith, Arizona (502) & Pat Barnes, California (528), Nov. 2, 1996

Team Total Offense Highs and Lows, Game Plays, Rushing and Passing

Most: 98, at Utah, 1974 (62R, 36P)
 98, at Oregon, 2008 (52R, 46P)
 Fewest: 34, at Loyola, 1935 (24R, 12P)
 Both Teams, Most: 180, at ASU, 1973 (Ariz. 83, ASU 97)
 Both Teams, Fewest: 84, vs. Wyo., 1936 (Ariz. 45, Wyo 39)

Yards Gained

Most: 691, vs. New Mexico, 1969 (328R, 363P)
 Pac-10 Game: 595, vs. California, 1996 (177R, 418P)
 Fewest: 15, at Loyola, 1935 (-4R,19P)
 Pac-10 Game: 93, at Oregon St., 2002 (116 P, -23 R)
 Both Teams, Most: 1,254, vs. California, 1996 (Ariz. 595, California 659)
 Both Teams, Fewest: 175, at Texas Tech, 1935 (Ariz. 65, Texas Tech110)

Average Gain Per Play

Highest: 13.3, at UTEP, 1952 (45 for 599)
 Lowest: .42, at Loyola, 1935 (36 for 15)

Touchdowns By Rushing and Passing

9, vs. Idaho, 2008
 9, vs. UTEP, 1976
 9, San Diego St., 1956
 9, New Mexico St., 1951

Team Total Offense Highs and Lows, Season Plays Per Game

Most: 79.6, 1974 (876 in 11)
 Total: 916, 2008 (13 games)
 914, 2009 (13 games)
 904, 1977 (12 games)
 Fewest: 54.0, 1959 (540 in 10)
 Total: 493, 1938 (9 games)

Yards Gained Per Game

Most: 471.9, 1999 (5663 in 12)
 Fewest: 182.8, 1965 (1828 in 10)

Average Gain Per Play

Most: 6.5, 1999 (874 for 5,663)
 Fewest: 2.74, 1965 (629 for 1,828)

Touchdowns Rushing and Passing Per Game

Most: 5.2, 1954 (52 in 10)
 Fewest: 0.6, 1965 (6 in 10)

Games Exceeding 500 Yds.: 6, 1999

Total Offense Leaders

Total Offense, Career			
Yards	Player	Att.	Years
8,727	Willie Tuitama	1,448	2005-08
7,336	Tom Tunnicliffe	1,253	1980-83
7,049	Keith Smith	1,021	1996-99
6,307	Alfred Jenkins	1,136	1983-86
6,054	Bruce Hill	1,067	1973-75
5,577	Ortege Jenkins	1,111	1997-00
5,312	Dan White	992	1993-95
5,285	Jason Johnson	832	1999-02
4,307	Jim Krohn	893	1976-79
3,768	George Malauulu	872	1989-92
Total Offense, Season			
Yards	Player	Plays	Year
3,520	Willie Tuitama	578	2007
2,968	Willie Tuitama	448	2008
2,954	Jason Johnson	470	2002
2,464	Tom Tunnicliffe	396	1983
2,441	Tom Tunnicliffe	330	1982
2,412	Nick Foles	438	2009
2,294	Marc Reed	419	1966
2,256	Jason Johnson	340	2001
2,172	Alfred Jenkins	399	1984

2,118	Bruce Hill	384	1974
2,054	Keith Smith	279	1999

Total Offense, Single Game (Plays)

Yards	Player	Opponent	Year
517	Willie Tuitama (57)	at Washington	2007
502	Keith Smith (55)	at California	1996
451	Bruce Hill (44)	New Mexico	1975
444	Jason Johnson (52)	at California	2002
425	Willie Tuitama (54)	vs. New Mexico	2007
420	Nick Foles (52)	vs. Stanford	2009
420	Tom Tunnicliffe (30)	Pacific	1982
411	Jason Johnson (47)	at Washington	2002
384	Nick Foles (59)	at Washington	2009
384	Jason Johnson (40)	Utah	2002

Top Single-Game Team Total Offense Totals

691	New Mexico, 1969 (91)
610	Pacific, 1982 (78)
607	Arizona St., 1998 (72)
606	South Dakota St., 1956 (76)
599	at UTEP, 1952 (45)
595	at California, 1996 (82)
588	at UCLA, 1999 (80)
574	Stanford, 2001 (74)
574	at UTEP, 1973 (73)
567	Washington St., 2007 (76)
567	Utah, 1975 (94)

Top Season Per Game Total Offense (national ranking)

471.9	1999 (3)
444.9	1998 (18)
424.2	1975
412.3	1973
402.4	2008
402.4	1997
402.0	1954 (3)
392.4	2001
385.2	2007
384.7	1983
384.5	2009

ALL-PURPOSE YARDAGE

Individual

Most Plays

Game: 39, David Adams, at Oregon, 9-20-86 (31 rush/6rec./2 kick ret.)
 39, Nic Grigsby, vs. Washington St., 9-29-07 (30 rush, 9 rec)
 Season: 291, Ontiwaun Carter, 1994, (268 rush, 23 receptions)
 Career: 855, Ontiwaun Carter, 1991-94

Yards Gained

Game: 359, Art Luppino, vs. New Mexico St., 9-18-54
 Season: 2,249, Dennis Northcutt, 1999 (1422 rec./436 punt ret./191 kick ret./200 rush.)
 Career: 5,392, Dennis Northcutt, 1996-99
 4,981, Mike Thomas, 2005-08

Career Per Game: 140.5, Bobby Lee Thompson, 1960-61 (2,810 in 20 games)

Average Gain Per Play

Game: 44.9, Art Luppino, vs. New Mexico St., 9-18-54 (8 for 359)
 Season (Min. 100): 16.8, Dennis Northcutt, 1999 (134 for 2249)
 Career: 15.6, Theopolis Bell, 1972-73 (317 for 4943)

Total All-Purpose Yards, Career

Yards	Player	Plays	Years
5,392	Dennis Northcutt	368	1996-99
4,981	Mike Thomas	375	2005-08
4,963	Art Luppino	607	1953-56
4,943	Theopolis Bell	317	1972-75
4,785	Bobby Wade	340	1999-02
4,378	Trung Canidate	646	1996-99
4,343	Vance Johnson	645	1981-84
4,023	Ontiwaun Carter	855	1991-94
3,931	Syndric Steptoe	272	2003-06
3,830	Derek Hill	279	1985-88
3,795	Chuck Levy	510	1991-93
3,698	Eddie Wolgast	379	1945-48

Total All-Purpose Yards, Season

Yards	Player	Plays	Year
2,249	Dennis Northcutt	134	1999
2,193	Art Luppino	210	1954
1,949	Bobby Wade	127	2002
1,902	Art Luppino	239	1955
1,855	Trung Canidate	283	1999
1,826	Mike Thomas	119	2007

1,772	Derek Hill	111	1987
1,648	Mike Thomas	141	2008
1,647	Dennis Northcutt	121	1998
1,575	Bobby Thompson	140	1961
1,574	Theopolis Bell	101	1974

Total All-Purpose Yards, Single Game (Plays)

Yards	Player	Opponent	Year
359	Art Luppino (8)	New Mexico St.	1954
340	Derek Hill (15)	at Stanford	1987
338	Mike Thomas (16)	at Washington	2007
314	Dennis Northcutt (15)	at TCU	1999
313	Ken Cardella (34)	at Arizona St.	1953
311	Art Luppino (27)	Oregon	1955
289	Art Luppino (29)	Arizona St.	1954
288	Trung Canidate (18)	Arizona St.	1998
283	Jeremy McDaniel (14)	at California	1996
282	Leo Mills (32)	at Washington	2000

SCORING AND KICKING

Individual

Most Points Scored

Game: 32, Art Luppino, vs. New Mexico St., 1954
 Season: 166, Art Luppino, 1954
 Career: 360, Max Zendejas, 1982-85

Touchdowns Scored

Game: 5, Art Luppino, vs. New Mexico St., 1954
 Season: 24, Art Luppino, 1954
 Career: 48, Art Luppino, 1953-56

Most 2-Point Conversions Made

Game: 5, Art Luppino, 1953
 (1-pt. Conversion Runs, before the 2-point rule)
 Season: 5, Art Luppino, 1953
 (1-pt. Conversion Runs, before the 2-point rule)
 Career: 8, Eddie Wilson (passes), 1956-61

Field Goals Made

Game: 4, Alex Zendejas, vs. Cent. Mich., 9-5-09 (att. 5)
 4, Alex Zendejas, at Washinton, 10-10-09 (att. 4)
 4, Doug Pfaff, vs. Stanford, 9-2-89 (att. 4)
 4, Max Zendejas, vs. Washington St., 9-14-85 (att. 4)
 4, Max Zendejas, at LSU, 9-22-84 (att. 4)
 4, Max Zendejas, at California, 10-1-83 (att. 5)
 4, Charles Gorham, vs. Indiana, 9-22-73 (att. 4)
 4, Steve Hurley, vs. UTEP, 10-5-68 (att. 4)

Season: 23 Steve McLaughlin, 1994 (att 29)

Career: 79, Max Zendejas, 1982-85 (att. 107)

Most Field Goals — Season

Steve McLaughlin* 23 (29) 1994 (plus 2 bowl FG)
 Max Zendejas* 22 (29) 1985 (plus 2 bowl FG)
 Jason Bondzio 21 (26) 2007
 Max Zendejas 21 (27) 1984
 Gary Coston* 21 (24) 1986 (plus 2 bowl FG)
 (At time, bowls not included in season stats)

Most Field Goals Attempted

Game: 5, four times, last:
 -Alex Zendejas, vs. CMU 2009 (made 4)
 -Max Zendejas, at California 1983 (made 3)
 Season: 29, Max Zendejas, 1985
 Career: 107, Max Zendejas, 1982-85 (2-3 bowls; made 79)

Highest Field Goals Made Percentage

Game: 100.00, Alex Zendejas, at Wash., 10-10-09 (4 of 4)
 100.00, Doug Pfaff, vs. Stanford, 9-2-89 (4 of 4)
 100.00, Max Zendejas, at LSU, 9-22-84 (4 of 4)
 100.00, Charlie Gorham, vs. Indiana, 9-22-73 (4 of 4)
 100.00, Steve Hurley, vs. UTEP, 10-5-68 (4 of 4)
 Season: .875, Jason Bondzio, 2008 (14 of 16)
 .800, Max Zendejas, 1983 (20 of 25)
 Career: .833, Jason Bondzio, 2007-08 (35 of 42)
 .738, Max Zendejas, 1982-85 (79-107)

Most Consecutive Field Goals Made

11, Max Zendejas, 1984 (Fresno St. to Long Beach St.)
 Most Consecutive Games Kicking Field Goal
 Season: 11, Max Zendejas, 1983; 11, Jason Bondzio, 2007
 Career: 18, Max Zendejas, 1982-84

Most Field Goals Made 50 Yards or More

Game: 2, Max Zendejas, vs. UCLA, 11-12-83 (51-53)
 Season: 5, Max Zendejas, 1984 (53-50-54-50-52)
 Career: 13, Max Zendejas, 1982-84

Most Games Kicking Three or More Field Goals

Season: 4, Lee Pistor, 1975
 4, Max Zendejas, 1984, 1985
 Career: 12, Max Zendejas, 1982-85

Most Games Kicking Field Goal

Season: 11, Max Zendejas, 1983
 11, Jason Bondzio, 2007
 Career: 38, Max Zendejas, 1982-85

2010 Arizona Football

Longest Field Goal

Game: 57, Max Zendejas, at Arizona St., 11-23-85

- 57, Lee Pistor, at Iowa, 9-24-77
- 57, Jon Prasuhn, vs. Pacific, 9-2-95

Game, Opponent: 63, Clark Kremble, Colorado St., 11-15-1975

Arizona Stadium: 57, Jon Prasuhn, vs. Pacific, 9-21-95

PAT Kicks Made

Game: 9, Lee Pistor, vs. UTEP, 19-9-75 (att. 9)

- 9, Brett Weber, vs. Pacific, 11-15-80 (att. 9)

Season: 55, Jason Bondzio, 2008 (att. 55)

- 50, Mark McDonald, 1998 (att. 52)

Career: 123, Max Zendejas, 1982-85 (att. 125)

PAT Kicks Attempted

Game: 10, Joe Goff, vs. Arizona St., 9-28-46 (made 7)

Season: 55, Jason Bondzio, 2008 (made 55)

- 52, Mark McDonald, 1998 (made 50)

Career: 125, Max Zendejas, 1982-85 (made 123)

Highest Percentage PAT Kicks Made

Game: 100.00 Lee Pistor vs. UTEP, 1975 (9-9)

- 100.00 Brett Weber vs. UOP 1980 (9-9)

Season: 100.00 Jason Bondzio, 2008 (55-55)

- 100.00, Max Zendejas, 1983 (39-39)
- 100.00, Gary Coston, 1990 (32-32)
- 100.00, Mark McDonald, 1997 (31-31)
- 100.00, Bill Zivic, 1979 (28-28)
- 100.00, Steve McLaughlin, 1992/1994 (26-26)
- 100.00, Brett Weber, 1980 (26-26)
- 100.0, Nick Folk, 2006 (22-22)

Career: 99.1, Gary Coston 1986-90 (115-116)

- 98.9, Jason Bondzio 2007-08 (92-93)

- 98.4, Max Zendejas, 1982-85 (123-125)

Consecutive PAT Kicks Made

Season: 55, Jason Bondzio, 2008

- 39, Max Zendejas, 1983

Career: 68, Max Zendejas, 1982-84 (Stanford '82

- Through USC '84)

- 67, Jason Bondzio, 2007-08 (Washington '07 through '08)

Most Points Scored by Kicking

Game: 15, Max Zendejas, at California, 10-1-83

- (4 FGs, 3 XPs)

Season: 100, Jason Bondzio, 2007 (21 FGs, 37 XPs)

- 99, Max Zendejas, 1983 (20 FGs, 39 XPs)

- 97, Jason Bondzio, 2008 (14 FG, 55 XPs)

Career: 360, Max Zendejas, 1982-85 (79 FG, 123 PAT)

Longest Field Goals

Yards	Player	Opponent	Year
57	Jon Prasuhn	Pacific	1995
57	Lee Pistor	at Iowa	1977
57	Max Zendejas	at Arizona St.	1985
54	Max Zendejas	Colorado	1985
54	Max Zendejas	Washington	1983
54	Lee Pistor	Colorado St.	1976
54	Steve McLaughlin	California	1994
53	Nick Folk	Arizona St.	2004
53	Steve McLaughlin	Washington St.	1993
53	Steve McLaughlin	at Stanford	1994
53	Max Zendejas	Fresno St.	1984
53	Max Zendejas	UCLA	1983
52	9 times, last Nick Folk,	Washington	2006

Opponent: 63, Clark Kemple, at Colorado St., 1975

Arizona Primary Kickers by Year (since 1960)

Year	Kicker	FG-A	Pct	PAT	Pct
1960	Eddie Wilson	2-x	--	17-x	...
1961	Eddie Wilson	2-x	--	24-26	.923
1962	John Fouse	0-1	.000	3-4	.750
	Gary Kenley	0-0	--	4-5	.800
1963	Bill Brechler	0-2	.000	10-17	.588
1964	Tom Malloy	1-2	.500	14-17	.824
1965	Jan Komorowski	4-x	--	7-x	...
1966	Don Wilhelm	1-7	.143	13-16	.813
1967	Ken Sarnoski	3-10	.300	19-21	.905
1968	Steve Hurley	7-19	.368	17-22	.772
1969	Steve Hurley	8-14	.571	24-27	.889
1970	Al Mendoza	3-8	.375	13-15	.867
	Steve Hurley	4-6	.667	3-4	.750
1971	Mike DeSylvia	3-7	.429	18-22	.818
1972	Charlie Gorham	6-11	.545	26-28	.929
1973	Charlie Gorham	11-17	.647	31-36	.861
1974	Lee Pistor	7-12	.583	30-32	.938
1975	Lee Pistor	15-19	.789	35-38	.921
1976	Lee Pistor	13-21	.619	30-31	.968
1977	Lee Pistor	7-22	.318	25-29	.862
1978	Bill Zivic	8-19	.421	25-28	.893
1979	Bill Zivic	9-17	.529	28-28	1.000
	Brett Weber	1-2	.500	0-0	...
1980	Brett Weber	7-12	.583	26-26	1.000
1981	Brett Weber	11-20	.550	21-26	.808
	Bob Boris	1-4	.250	0-0	...
1982	Max Zendejas	14-23	.609	37-38	.974

1983	Max Zendejas	20-25	.800	39-39	1.000
1984	Max Zendejas	21-27	.778	23-24	.958
1985	Max Zendejas	22-29	.759	23-23	1.000
1986	Gary Coston	21-24	.875	34-34	1.000
	Jeff Valder	3-4	.750	0-0
1987	Gary Coston	15-23	.652	28-29	.966
1988	Doug Pfaff	12-17	.706	22-22	1.000
	Gary Coston	1-3	.333	9-9	1.000
1989	Doug Pfaff	14-19	.737	20-20	1.000
	Gary Coston	0-0	---	7-7	1.000
1990	Gary Coston	9-13	.692	32-32	1.000
1991	Steve McLaughlin	3-6	.500	29-32	.906
1992	Steve McLaughlin	11-20	.550	26-26	1.000
1993	Steve McLaughlin	13-20	.650	27-29	.931
	Jon Prasuhn	1-2	.500	2-2	1.000
1994	Steve McLaughlin	23-29	.793	26-26	1.000
1995	Jon Prasuhn	9-14	.643	22-25	.880
1996	Matt Peyton	12-21	.571	38-38	1.000
1997	Mark McDonald	5-8	.625	31-31	1.000
	T.J. Rodriguez	2-4	.500	5-7	.714
1998	Mark McDonald	8-17	.471	50-52	.962
	Michael Johnson	0-1	.000	0-0	...
1999	Sean Keel	5-8	.625	12-13	.923
	Mark McDonald	1-10	.100	21-25	.840
	Chris Palic	0-1	.000	2-2	1.000
2000	Sean Keel	13-17	.765	25-26	.962
2001	Sean Keel	9-14	.643	37-40	.925
2002	Bobby Gill	7-11	.636	17-17	1.000
	Sean Keel	6-11	.550	9-10	.900
2003	Bobby Gill	2-8	.250	15-16	.938
	Nick Folk	0-3	.000	8-8	1.000
2004	Nick Folk	8-13	.615	18-18	1.000
2005	Nick Folk	7-11	.636	31-33	.939
2006	Nick Folk	15-20	.750	22-22	1.000
2007	Jason Bondzio	21-26	.808	37-38	.974
2008	Jason Bondzio	14-16	.875	55-55	1.000
2009	Alex Zendejas	17-22	.773	38-41	.927

Pac-10 Years - Offensive Touchdowns

Year	Rush	Pass	Tot	All Pts
2009	19	20	49	356
2008	33	23	56	476
2007	7	28	35	336
2006	11	9	20	199
2005	11	19	30	252
2004	9	10	19	164
2003	10	14	24	181
2002	7	17	24	227
2001	16	21	35	320
2000	16	9	25	254
1999	23	19	42	339
1998	34	18	52	416
1997	13	27	40	297
1996	15	15	30	310
1995	7	18	25	207
1994	12	14	26	265
1993	18	11	29	265
1992	18	6	24	217
1991	23	8	31	248
1990	26	4	30	267
1989	21	6	27	231
1988	25	8	33	279
1987	22	7	29	263
1986	19	12	31	322
1985	13	7	20	239
1984	14	12	26	272
1983	24	12	36	353
1982	16	19	35	311
1981	15	15	30	253
1980	15	10	25	215
1979	21	7	28	234
1978	21	9	30	245

Scoring/Kicking Team Highs and Lows, Game

Most Points Scored

Arizona: 74, vs. UTEP, 1921

Pac-10 Game: 59, at WSU (28), 2008

Both Teams: 111, vs. California, 1996 (55-56 30T)

Pac-10 Game: 111, vs. California (55-56 30T), 1996

In Loss: 55, vs. California (56) 30T, 1996

One Quarter: 35, vs. Toledo (2nd), 70 total, 2008

29, vs. New Mexico St., 1954 (3rd)

One Half: 49, vs. Toledo (1st), 70 total, 2008

42, vs. UTEP, 1976 (2nd)

42, vs. Pacific, 1980 (1st)

Fewest Points Scored in Victory

5, at Iowa, 1980 (5-3)

Pac-10 Game: 9, vs. Washington St., 1993 (9-6)

Most Touchdowns Scored

Arizona: 11, vs. UTEP, 1921

11, New Mexico St., 1916

Both Teams: 16, vs. California, 1996 (Ariz. 8, California 8)

Most Extra Points by Kicking

Arizona: 10, vs. Toledo, 2008 (10-10)

9, vs. UTEP, 1978 (9-9)

9, vs. Pacific, 1980 (9-9)

Both Teams: 15, vs. California (Ariz. 7, California 8)

Most 2-Point Extra Points

Made: 2, vs. Washington St., 1981

Attempted: 4, at New Mexico, 1960 (made 1)

Both Teams Made: 3, at Utah, 1959 (Ariz. 0, Utah 3)

Both Teams, Attempted: 8, at Utah, 1959 (Ariz. 1, Utah 7)

Field Goals

Made: 4 vs. CMU, 2009 (att. 5)

4 at Washington, 2009 (att. 4)

4 vs. Indiana, 1973 (att. 4)

4, vs. UTEP, 1968 (att. 4)

4, at California, 1983 (att. 5)

4, at LSU, 1984 (att. 4)

4, vs. Stanford, 1989 (att. 4)

Attempted: 5, vs. CMU, 2009 (made 4)

5, at Iowa, 1973 (made 3)

5, at Notre Dame, 1982 (made 3)

5, at California, 1983 (made 4)

Both Teams Made: 7 vs. Oregon St., 2000 (Ariz. 3, Oregon St. 4)

7, at California, 1983 (Ariz. 4, California 2)

7, at LSU, 1984 (Ariz. 4, LSU 4)

7, at UCLA, 1997 (Ariz. 2, UCLA 4)

Both Teams Attempts: 8, vs. San Jose St., 1970 (Ariz. 4, San Jose St. 4)

8, vs. Colorado St., 1980 (Colorado St. 5, Ariz. 3)

8, at California, 1983 (Ariz. 5, California 3)

8, at LSU, 1984 (Ariz. 4, LSU 4)

8, vs. Washington St., 1993 (Ariz.4, Washington St. 4)

Safeties

Game: 2, vs. Arizona St., 1982; 2, at New Mexico, 1941

Safeties Allowed

Game: 2, at TCU, 1999

Season: 3, 1999

Scoring/Kicking Team Highs and Lows, Season

Points Per Game

Most: 38.5, 1954 (56 in 10)

Fewest: 7.7, 19

2010 Arizona Football

190	Theopolis Bell	31	2	0	1972-75
182	Sean Keel	0	83	33	1999-02
169	Nick Folk	0	79	30	2003-06
162	Dennis Northcutt	27	0	0	1996-99

Scoring, Season

Points	Player	TD	XP	FG	Year
166	Art Luppino	24	22	0	1954
121	Harold McClellan	NA	NA	0	1921
100	Jason Bondzio	NA	38	21	2007
99	Max Zendejas	0	39	20	1983
97	Jason Bondzio	0	55	14	2008
97	Gary Coston	0	34	21	1986
96	Art Luppino	13	18	0	1955
96	Kelvin Eafon	16	0	0	1998
95	Steve McLaughlin	0	26	23	1994
89	Alex Zendejas	0	38	17	2009
89	Max Zendejas	0	23	22	1985
86	Max Zendejas	0	23	21	1984

Scoring, Game (TD-XP-FG)

Pts	Player	Opponent	Year
32	Art Luppino (5-2-0)	New Mexico St.	1954
25	Art Luppino (4-1-0)	at Utah	1954
24	Keola Antolin (4-0-0)	at Oregon	2008
24	Ronald Veal (4-0-0)	Washington St.	1988
24	Richard Hersey (4-0-0)	Pacific	1980
24	Harry Holt (4-0-0)	UTEP	1977
24	Don Beasley (4-0-0)	at Arizona St.	1953
23	Art Luppino (3-5-0)	Arizona St.	1953
22	Art Luppino (3-4-0)	Idaho	1954
21	Art Luppino (3-3-0)	New Mexico	1954
20	Art Luppino (3-2-0)	West Texas St.	1955
20	Charles Beall (3-2-0)	at San Diego St.	1945

Top Team Scoring Margins — Season (national rank)

38.5	1954 (2)
20.0	1929
19.2	1935
17.0	1954
16.7	1998
15.7	1961
15.3	2008
15.0	1983
14.6	1975
13.6	1936

Scoring Offense Per Game, Season

38.5	1954 (2)
36.6	2008 (16)
34.7	1998 (15)
32.1	1983 (8)
30.0	1975 (9)
29.2	1986 (16)
29.1	2001
28.8	1961
28.5	1952 (7)
28.3	1982
28.2	1996
28.2	1999

Scoring, Single Game

74-0	UTEP, 1921
73-0	New Mexico St., 1916
70-0	Toledo, 2008
67-13	New Mexico St., 1951
67-0	Arizona St., 1946
63-35	Pacific, 1980
63-12	UTEP, 1976
62-12	New Mexico St., 1952
60-0	South Dakota St., 1956
59-28	at WSU, 2008
58-0	New Mexico St., 1954
58-0	Wyoming at Phoenix, 1936

Largest Margin of Victory

Margin	Opp	Year	Score
74	UTEP	1921	74-0
73	New Mexico St.	1916	73-0
70	Idaho	2008	70-0
60	S. Dakota St.	1956	60-0
59	Arizona St.	1919	59-0
58	Wyoming	1936	58-0
58	New Mexico St.	1952	58-0
55	E. Michigan	1988	55-0
54	New Mexico St.	1951	67-13
53	New Mexico St.	1942	53-0
53	Drake	1935	53-0
53	UTEP	1920	60-7
51	UTEP	1976	63-12
50	New Mexico St.	1952	62-12

50	Hawaii	1952	57-7
----	--------	------	------

Biggest Point Deficit Overcome

Arizona:
 21, vs. Hardin-Simmons, 1950 (32-28 final),
 Trailed 21-0 in 2nd quarter
 21, vs. San Diego State, 1997 (31-28 final),
 Trailed 21-0 in 2nd quarter
 Arizona Pac-10:
 18, at California, 1980 (31-24 final).
 Trailed 21-3 with 12:18 in 3rd quarter.
 Arizona Pac-10 (lead reduced, no victory):
 21, at Oregon, 2008 (45-55 final).
 Trailed 48-17 with 12:46 in 3rd quarter
 Opponent:
 27, at Utah, 1972 (27-28 final).
 Trailed 27-0 with 14:42 left.
 Pac-10 Opponent:
 23, at California, 1983 (33-33 final).
 Trailed 26-3 at 6:45 of 3rd quarter.

PUNTING

Punting - Individual

Most Punts

Game: 13, Marty Shuford, vs. ASU, 11-27-71 (41.4 avg.)
 13, Marty Shuford, vs. BYU, 11-13-71 (39.0 avg.)
 13, Bill Hargis, at Rice, 10-11-30 (40.0 avg.)
 13, Clarence Sample, vs. NMSU, 1932 (32.0 avg.)
 Season: 91, Marty Shuford, 1971 (38.2 avg.)
 Career: 225, Danny Baugher, 2002-05

Highest Average Per Punt

Game: 57.6 Danny Baugher vs. Purdue, 9-17-05 (7-403)
 5 or less: 56.0 Nick Folk vs. BYU, 9-2-06 (4-224)
 Season: 47.5, Danny Baugher, 2005 (37-1758)
 Season (Min. 40): 44.6, Joe Payton, 1965 (56 for 2495)
 Career: 44.19, Nick Folk, 2003-06 (96-4242)

Team Punting Highs and Lows, Game

Most: 21, at Texas Tech, 1935
 Fewest: 0, vs. NAU 2009
 0, vs. WSU 2009
 0, vs. CSU 1979
 0, vs. Pacific 1989
 Both Teams, Most: 39, at Kansas, 1936 (UA 20, KU 19)
 39, vs. Texas Tech, 1935 (Ariz. 21, Texas Tech 18)
 Both Teams, Fewest: 3 vs. BYU, 1962 (Ariz. 2, BYU 1)

Average Per Punt (Min. 5)

Highest: 57.6 vs. Purdue, 2005 (7 punts)
 Lowest: 20.2, at Texas Tech, 1958 (6 punts)

Team Punting - Highs and Lows, Season

Punts Per Game

Most: 9.2, 1967 (92 in 10)
 Total: 98, 2003 (12 games)
 Fewest: 3.6, 1954 (36 in 10)

Punting Average

Highest: 44.9, 2005 (61 punts, 2 blk)
 Lowest: 31.2, 1957 (61 punts)

Net Punting Average

Highest: 41.17, 1975 (53 for 2302, 120 yds. returned)
 Highest (*05 rule): 38.1, 2007 (60, 20-191 ret, 7 TB)
 Lowest: 26.3, 1957 (61 for 1904, 300 yds. returned)

Most Punts Had Blocked

6, 1984

Punting Leaders

Punting Average, Season (min. 35)

Avg.	Player	Punts	Year
47.5	Danny Baugher	37	2005
44.6	Joe Payton	56	1965
44.0	Nick Folk	74	2006
43.9	Keenyn Crier	48	2008
43.9	Mitch Hoopes	40	1969
43.7	Keenyn Crier	59	2007
43.7	Matt Peyton	62	1996
43.4	Dennis Anderson	53	1975
43.0	Sergio Vega	55	1981
42.7	Josh Miller	74	1992

Longest Punt, Single Game

Yards	Player	Opponent	Year
84	Bill Hargis	at Rice	1930
83	Keenyn Crier	at USC	2007
82	Ted Bland	San Diego St.	1934
80	Sergio Vega	UCLA	1980
80	John Wynne	at Kansas	1936
78	Marty Lang	UTEP	1953
78	Nick Folk	Oregon St.	2006
76	Danny Baugher	Purdue	2005
76	Marty Shuford	at Utah	1972

76	Glenn Lindner	New Mex. St.	1952
76	George Jackson	at Texas Tech	1935
	Opponent:	88, Matt Steffen, DePaul,	1931

KICK RETURNS

Team Highs and Lows, Game

Punt Returns

Most Returns: 10, at Iowa St., 1968 (41 yds.)
 10, at Texas Tech, 1935 (126 yds.)
 Both Teams: 16, at BYU, 1969 (Ariz. 6, BYU 10)
 Fewest Returns: 0 many times (6 times in '09)
 Both Teams: 0, NAU, 2009
 0 vs. Washington St., 1981
 0, at San Diego St., 1975
 0, vs. Iowa, 1998

Most Yards Gained:

199, vs. Arizona St., 1946 (8 returns)
 Yards Gained, Both Teams: 251 vs. Arizona St., 1946
 (Ariz. 199, Arizona St. 52)

Fewest Yards, Both Teams: -1, Stanford, 2001
 (Ariz. 2, SU -3)

Average Gain Per Return (Min. 3)

36.5, at Denver, 1949 (4 for 146)

Punt Returns for Touchdowns:

2, vs. BYU, 1964 (69 and 61 yds.)

Kickoff Returns

Total Kickoff Returns

Most: 11, vs. Colorado, 1958 (192 yds.)
 Both Teams, Most: 16, at Oregon, 2008 (8 each)
 14, at Washington, 2009 (Ariz. 6, UW 8)
 14, vs. Wyoming, 1954 (Ariz. 8, Wyoming 6)
 14, vs. New Mexico St., 1951 (Ariz. 3, New Mexico St. 11)
 Both Teams, Fewest: 0, Oregon St. 2006
 1, six times; last vs. Iowa 1998 (Ariz. 1 onsidies)

Yards Gained Kickoff Returns

Most: 257, at Utah, 1948 (9 returns)
 Fewest: -2, vs. Pacific, 1975 (1 return)
 Both Teams, Most: 344, vs. Stanford 2009
 (Ariz. 102, SU 241)

Both Teams, Fewest: 0, Oregon St. 2006 (0 returns)

Highest Average Gain Per Return

Min. 2 Returns: 65.5, vs. WSU, 2009 (2-131)
 Min. 3 Returns: 52.7, at BYU, 1975 (3-158)
 Min. 5 Returns: 35.3, at UNM, 1962 (6-212)

Kickoff Return Touchdowns:

1, many times,
 Last: vs. WSU, 2009 (Travis Cobb, 95 yds)

Total Returns (combined punt and kickoff)

Most: 13, at Texas Tech, 1935 (10 pt, 3 KO)
 Fewest: 0, at Colorado St., 1975

Both Teams, Most: 23 vs. UCLA, 2007

(UA 12, UCLA 11)

Both Teams, Fewest: 2, at Iowa St., 1964

(Ariz. 2, Iowa St. 0)

Yards Gained Combined Kick Returns

Most: 257, at Utah, 1948 (9 KO returns)
 Fewest: 0, at Colorado St., 1975
 Combined, Most: 439, vs. Arizona St., 1946
 (Ariz. 199, Arizona St. 240)
 Combined, Fewest: 17, vs. Iowa St., 1964
 (Ariz. 17, Iowa St. 0)

Team Returns Highs and Lows, Season

Punt Returns

Punt Returns Per Game

Most: 5.4, 1968 (54 in 10)
 Fewest: 1.0, 1966 (10 in 10)

Punt-Return Yards Per Game

Most: 56.3, 1952 (563 in 10)
 Total: 587, 2008 (33 ret, 13 games)
 578, 1998 (44 ret, 12 games)
 Fewest: 5.9, 1966 (59 in 10)

Average Gain Per Return

Highest: 20.1, 1952 (28 for 563)
 Lowest: 5.17, 2003 (18 for 93)

Punt-Return Touchdowns

4, 1971

Kickoff Returns

Kickoff Returns Per Game

Most: 6.2, 1967 (62 in 10)
 Fewest: 1.2, 1940 (11 in 9)

Kickoff Return Yards Per Game

Most: 116.0, 1991 (1276 in 11)
 Most Yards: 1,320, 2009 (53 ret, 13 G)
 Fewest: 17.9, 1939 (179 in 10)

Average Gain Per Return

Highest: 27.2, 1935 (21 for 573)
 Lowest: 12.1, 1962 (34 for 412)

Kickoff-Return Touchdowns

2, 1968-1963-1954

2010 Arizona Football

Punt Return Defense

Opponents' Punt Returns Per Game

Fewest: 1.5, 1963 & 1954 (15 in 10)
Most: 6.2, 1967 (62 in 10)

Average Yards Allowed Per Return

Lowest: 1.7, 1985 (19 for 32)
Highest: 18.89, 1967 (36 for 680)

Most Punt Return Touchdowns Allowed

3, 1937

Opponents' Kickoff Returns Per Game

Fewest: 1.17, 2006 (14 in 12)
Most: 5.6, 1954 (56 in 10)
High total: 64 in 13 games, 2008

Kickoff Return Yards Allowed Per Game

Fewest: 23.0, 2006 (276 in 12)
Most: 98.9, 2008 (1286 in 13)
96.5, 1954 (965 in 10)

Yard High: 2008 (1286 in 13, 64 returns)

2007 (1156 in 12, 47 returns)

Average Yards Allowed Per Return

Lowest: 14.1, 1962 (22 for 310)
Highest: 24.6, 2007 (47 for 1156)

Kickoff Return Touchdowns Allowed

2, 1997

Team Kick Defense Highs and Lows, Game

Punt Return Defense

Most Opponent Punt Returns

10, at BYU, 1969 (50 yds.)

Yards Gained Opponent Punt Returns

Most: 195, vs. Wyoming, 1967 (9 returns)

Fewest: -19, vs. Washington, 1992 (3 ret)

Average Gain Per Return Allowed

Lowest (Min. 5): -1.20, vs. Wyoming, 1973 (5-for-6)
Lowest (Min. 3): -6.3, vs. Washington, 1992 (3-for-19)
Highest (Min. 3): 42.7 vs. California, 2006 (3 for 128)
Highest (Min. 5): 25.5, at Arizona St., 1957 (6 for 153)

Punt Return Touchdowns Allowed

2, 2005 (Oregon, Arizona St.)

Blocked Punts Returned For Touchdown

1, last time: at ASU, 2009 (Orlando Vargas)

Opponent: 1, Last at Ore St., 2001 (Kenny Farley)

Kickoff Return Defense

Most Opponent Kickoff Returns

11, vs. New Mexico St., 1951 (193 yds.)

Yards Allowed Opponent Kickoff Returns

Most: 241 vs. Stanford, 2009 (8 returns)

Fewest: 4, vs. Hardin-Simmons, 1947 (3 returns)

Average Gain Per Return Allowed (Min. 3)

Lowest: 1.3, at Colorado, 1953 & vs.
Hardin-Simmons, 1947 (3 for 4)
Highest: 46.0, vs. Colo St., 1972 (3 for 138)

Kickoff Return Touchdowns Allowed

1 in many. Last: UCLA, 2007 (Matt Slater - 100 yds.)

Total Kick Return Defense

Opponent Total Kick Returns

Fewest: 0 vs. Iowa St., 1964; vs. Stephen F. Austin, 2006

Most: 14, vs. New Mexico, 1949 (6pt, 8 KO)

Yards Gained on Kick Returns (Min. 5)

Fewest: 13, Arizona St., 2006 (1-0 KOR, 1-13 PR)

Most: 281, vs. Wyoming, 1967 (9 pt, 3 KO)

281, vs. UTEP, 1941 (5pt, 6 KO)

Average Gain Per Return Allowed (Min 5)

Lowest: 3.6, at Utah, 1950 (9 for 32)

Highest: 28.4, vs. Arizona St., 1948 (7 for 199)

INDIVIDUAL RETURNS

Punt Returns

Most Punt Returns

Game: 9, Ted Bland vs. T.Tech, 11-11-35 (65 yds.);

9 Derek Hill vs. Colorado St., 9-13-86 (80 yds.)

Season: 41, Jackie Wallace, 1971

Career: 80, Jackie Wallace, 1970-72

Highest Average Per Return

Game (min. 3): 38.3, Bug Wright vs. WSU,

11-7-09 (3-115)

Season: 32.6, Floyd Hudlow, 1964 (8-251)

(Min. 10): 18.9, Dennis Northcutt, 1999 (23-436)

Career (min. 40): 14.95, Eddie Wolgast,

1945-49 (44-658)

Touchdowns on Punt Returns

Game: 2, Floyd Hudlow vs. BYU, 9-21-64 (61,69)

Season: 3, Floyd Hudlow, 1964;

3, Jackie Wallace, 1971

Career: 4, Jackie Wallace, 1970-72

Most Punt Return Yards

Game: 156, Wally Scott vs. Arizona St.,

11-27-65 (7 returns)

Season: 510, Jackie Wallace, 1971 (41 returns)

Career: 903, Dennis Northcutt, 1996-99 (67 returns)

Kickoff Returns

Most Kickoff Returns

Game: 7, Derek Hill at Washington St., 10-24-87

Season: 30, Travis Cobb (762 yds), 2009

28, Syndric Steptoe (480 yds.), 2003

Career: 80, Syndric Steptoe (1,757 yds.), 2003-06

Kickoff Return Yards

Game: 180, Chuck Levy at Ohio St. 1991 (7 returns)

Season: 762, Travis Cobb, 2009 (30 returns)

682, Chuck Levy, 1991 (27 returns)

Career: 1757, Syndric Steptoe, 2003-06 (80 returns)

1538, Theopolis Bell, 1972-75 (62 returns)

Kickoff Return Average

Game: 52.7, Theopolis Bell at BYU, Nov. 1, 1975 (3 for 158)

Season: 37.8, Ricky Stevenson, 1968 (9 for 340)

Min. 1.2 PG: 32.5, Floyd Hudlow, 1963 (13 for 422)

Career (30): 27.4, Floyd Hudlow, 1963-64 (13 for 422)

26.7, Art Luppino, 1953-56 (40 for 1,069)

Kickoff Return Touchdowns

Game: 1, many; last Travis Cobb vs. WSU, 11-7-09, 95 yds.

Season: 2, Art Luppino (1954) and Rick Stevenson (1968)

Career: 2, Art Luppino (1953-56), Rick Stevenson (1968-69),

Chris McAlister (1996-98)

Total Returns (punt and kickoff)

Most Kick Returns

Game: 10, Derek Hill, vs. Colorado St., 9-13-86 (9 punt, 1 KO)

Season: 54, Jackie Wallace, 1971 (41 punts, 13 kickoffs, 880 yds.)

Career: 141, Syndric Steptoe, 2003-06 (80 punts, 61 kickoffs)

130, Theopolis Bell, 1972-75 (68 punts, 62 kickoffs)

Most Yards on Kick Returns

Game: 180, Chuck Levy, at Ohio St., 9-7-91 (7 kickoffs)

Season: 800, Jackie Wallace, 1971 (510 KOR, 290 PR)

Career: 2,347, Syndric Steptoe, 2003-06 (1,757 kickoffs, 590 punts)

2,290, Theopolis Bell, 1972-75 (1,513 kickoffs, 752

punts)

Highest Average Per Return

Game (3 min): 28.8, Mike Thomas, at

Washington 10-27-07 (6-173 kickoffs)

Season (Min. 20): 29.17, Art Luppino, 1954 (24 for 700)

Career: 25.7, Art Luppino, 1953-56 (59 for 1515)

Touchdowns on Kick Returns

Game: 2, Floyd Hudlow, vs. BYU, 9-21-64 (2 punts)

Season: 3, Jackie Wallace, 1971 (3 punts)

3, Rick Stevenson, 1968 (2 punts, 1 kickoff)

3, Floyd Hudlow, 1964 (3 punts)

Career: 4, Floyd Hudlow, 1963-64 (3 punts, 1 kickoff)

Combined Returns (punt, kickoff, interception)

Season: 65, Jackie Wallace, 1971 (42 PR, 13 KOR, 11 int.)

Touchdowns by Returns

Season: 4, Antoine Cason, 2007 (2 int., 2 punts)

3, Chris McAlister, 1998 (1 KOR, 1 PR, 1 int.)

Career: 6, Jackie Wallace, 1970-72 (4 PR, 2 int.)

5, Antoine Cason, 2004-07 (2 punts, 3 int.)

Return Leaders

Punt Return Average, Season (Min. 1.2 per game)

Avg.	Player	No.	Yards	Year
18.9	Dennis Northcutt	23	436	1999
17.4	Ricky Harris	12	209	1963
16.9	Eddie Wolgast	13	220	1949
16.2	Kenny Cardella	13	211	1953
15.9	Bobby Jackson	16	255	1952
13.5	Mike Thomas	29	392	2008
13.4	Gary Kenley	12	161	1961
13.1	Syndric Steptoe	20	261	2006
12.9	Tommy Grimes	12	155	1954
12.9	Wally Scott	27	348	1965
(19.2)	Bug Wright	11	211	2009 -1.1 per game)

Kick Return Average, Season (Min. 1.2 pg or 200 yds.)

Avg.	Player	No.	Yards	Year
37.8	Ricky Stevenson	9	340	1968
32.5	Floyd Hudlow	13	422	1963
31.6	Art Luppino	20	632	1954
31.1	Bill McCormick	8	249	1953
30.8	Chuck Levy	9	277	1993
29.6	Cary Taylor	9	266	1993
29.5	Chris McAlister	8	236	1998
29.1	Willie Hamilton	14	408	1972
28.4	Keola Antolin	9	256	2009
28.3	Theopolis Bell	16	453	1975
27.6	Gary Kenley	11	304	1962

27.1 Vance Johnson 13 353 1982

Longest Punt Returns

Yards	Player	Opponent	Year
94	Jackie Wallace	UCLA	1971
91	Wally Scott	at Arizona St.	1965
87	Fred Batiste	at Denver	1949
87*	Marquis Hundley	vs. Idaho	2008
86	Bug Wright	vs. WSU	2009
84	Mark Streeter	at Texas Tech	1978
83	Warren Livingston	at Colorado	1960
83	Kenny Cardella	at UTEP	1952
82	Floyd Hudlow	Wyoming	1964
81	Dennis Northcutt	at Arizona St.	1999
81	Marcellus Greene	Pacific	1980
80	Dennis Northcutt	Middle Tenn. St.	1999
80	Sal Gonzalez	at New Mexico	1956
80	Charles Gilliland	UC-Davis	1924

(*returned fumbled punt - credited yards only)

By Opponent: 95, DeSean Jackson, California, 2006, TD

Longest Non-Scoring: 71, Kenny Cardella, at ASU, 1953

Longest Kickoff Returns

Yards	Player	Opponent	Year
100	Chris McAlister	UCLA	1996
100	Chris McAlister	at Hawai'i	1998
98	Wallace Smith	Whittier	1935
97	Michael Bates	Washington St.	1990
97	Rick Stevenson	at Indiana	1968
95	Travis Cobb	vs. WSU	2009
95	Willie Hamilton	UTEP	1972
95	Gary Kenley	at New Mexico	1962
95	Ricky Harris	at Arizona St.	1963
95	Bill McCormick	UTEP	1953
93	Charlie McKee	Kansas St.	1969
93	Vance Johnson	Oregon St.	1982

Opponent: 100, Jack Brogan, Loyola, 1932 - TD;

100, Matt Slater, UCLA, 2007 -TD

Longest Non-Scoring: 84, Paul Leary, vs. NAU, 1931

TEAM DEFENSE

Team Highs and Lows, Game

Plays Allowed

Fewest: 20, vs. New Mexico St., 1935 (12R, 8P, 40 yds.)

Most: 97, at Arizona St., 1973 (59R, 38P, 701 yds.)

97, Oregon, 2007 (43R, 54P, 463 yds.)

Total Offense Yards Allowed

Fewest: 10, vs. Loyola (at Phoenix), 1939 (4R, 6P, 34 plays)

Pac-10 Game: 52, at Stanford 2006 (-6R, 58P, 32 plays)

Most: 701, at Arizona St., 1973 (368R, 337P, 97 plays) (WAC)

Pac-10 Game: 659, at California, 1996 (156R, 503P, 91 plays)

Average Offensive Gain Per Play Allowed

Fewest: .27, vs. Arizona St., 1946 (44 for 12)

Most: 9.41, at UCLA, 1972 (61 for 574)

Rushing Defense

Rushes Allowed

Fewest: 12, vs. Wyoming, 1936 (-4 yds.)

12, New Mexico St., 1935 (-32 yds.)

Most: 75, vs. New Mexico, 1971 (441 yds.)

Rushing Yards Allowed

Fewest: -33, at Stanford, 1992 (28 rushes)

Pac-10 Game: -33, at Stanford, 1992 (28 rushes)

Most: 569, at Arizona St., 1951 (67 rushes)

Pac-10 Game: 450, vs. Arizona St., 1996 (59 rushes)

Average Gain Per Rush Allowed

Lowest: -1.2, at Stanford, 1992 (28 - 33)

Highest: 9.02, at UCLA, 1972 (56 for 505)

Touchdowns by Rushing Allowed

8, vs. Colorado, 1958

Opponent Players Gaining 100 yards

4, at ASU, 1951 (Bob Tarwater 17-140, Harley Cooper

11-123, Duane Morrison, 15-118, Buzz Welfer 10-114)

Pass Defense

Passing Attempts Allowed

Fewest: 3, vs. New Mexico, 1963 (comp. 3)

3, at UTEP, 1950 (comp. 0)

Most: 58, vs. Utah St., 1984 (comp 27) and below:

Most, Pac-10: 58, vs. Washington St., 2007 (comp 35)

Pass Completions Allowed

Fewest: 0, vs. New Mexico, 1961 (att. 5)

0, at UTEP, 1950 (att. 3)

0, Arizona St., 1937 (att. 4)

0, Loyola, 1932 (att. 8)

0, New Mexico St., 1929 (att. 9)

0, Pomona, at Phoenix, 1929 (att. 5)

Most: 35, vs. Cal, 1996 (att. 46); 35, vs. WSU, 2007 (att. 58)

Completion Percentage Allowed

Lowest (10 PA): 7.7, at New Mexico

2010 Arizona Football

Highest (10 PA): 88.9, at Air Force, 1959 (16 of 18)

Yards Passing Allowed

Fewest: 0, vs. New Mexico, 1961
 0, at UTEP, 1950
 0, Arizona St., 1937
 0, Oklahoma St., 1932
 0, Loyola, 1932
 0, New Mexico St., 1929
 0, Pomona, 1929

Pac-10 Game: 29, vs. Oregon, 1983

Most: 511, vs. ASU, 1998 (33 completions)

Pac-10 Game: 511, vs. ASU, 1998 (33 completions)

Yards Per Attempt Allowed

Fewest: 0, New Mexico St., 1929 (Att. 9)
 Most: 18.8 vs. Indiana, 1967 (11 for 207)
 Most (Min. 20): 14.7, at New Mexico, 1946 (19 for 280)

Yards Per Completion Allowed

Fewest: 1.0 vs. Texas Tech, 1946 (1 for 1)
 Fewest (Min. 5): 2.3 Arizona St., 1961 (7 for 16)
 Most: 40.0, at New Mexico, 1946 (7 for 280)
 Most (Min. 10): 24.4, at Arizona St., 1957 (10 for 244)

Touchdown Passes Allowed

8, vs. California, 1996 (3 OT)

Most Passes UA Intercepted

7, vs. UTEP, 1968 (63 yds.)
 7, at Arizona St., 1955 (19 yds.)

Percent Passes Intercepted

46.2, at New Mexico, 1948 (6 of 13)

Yards Gained on Interception Returns

182 vs. Illinois (5 returns)

AVG Yards Per Interception Return (Min. 2)

46.5 vs. Arizona St., 1929 (2 for 93)

Interception Returns for Touchdowns

3, vs. Illinois, 1996

Scoring Defense

Points Allowed

Most: 78, at USC, 1928
 Pac-10 Game: 63, vs. Oregon, 2001 (28-63)
 In Victory: 47, vs. Washington St., 2000 (53-47, 3OT)
 One Quarter: 38, at USC, 1928 (4th)
 One Half: 52, vs. USC, 1923 (2nd)
 45, at Oregon, 2008 (1st)

Touchdowns Allowed

12, at USC, 1928

Opponent Extra Points by Kicking

Made: 9, vs. Michigan St., 1949 (att.11)
 Attempted: 11, vs. Michigan St., 1949 (made 9)

Opponent 2-Point Extra Points

Made: 3, at Utah, 1959 (att.7)
 Attempted: 7, at Utah, 1959 (made 3)

Opponent Field Goals

Made: 5, at UNM, 2008 (att 5)
 4, at Auburn, 1977 (att. 5)
 4, at USC, 1987 (att. 4)
 4, Oregon, 1999 (att. 5)
 4, Oregon St., 2000 (att. 4)
 4, Nebraska, 2009 (att. 4)
 4, Cal, 2009 (att. 5)

Attempted: 6, vs. UTEP, 1967 (made 3)

Interceptions & Fumbles Recovered Game

Most: 9, at Washington, 1984 (4 int., 5 FR)
 9, at Arizona State, 1955 (7 int., 2 FR)
 9, vs. Utah, 1973 (4 int., 5 FR)
 Fewest: 0, many times, last vs. OSU, 2008

Opponents Turnovers - Season

Most: 46, 1954 (20 interception, 24 fumbles lost, 2bk)
 Fewest: 11, 1999 (5 Interceptions, 6 fumbles lost)

Individual Defense

Most Interceptions

Game: 4, Chuck Cecil, at Stanford 1987
 3, Michael Johnson, at Oregon St. 2005
 Season: 11, Jackie Wallace, 1971
 Career: 21, Chuck Cecil, 1984-87 (then Pac-10 record)

Most Yards on Interception Returns

Game: 100, Chuck Cecil, vs. Arizona St., 11-22-86
 Season: 192, Darryll Lewis, 1990 (7 returns)
 Career: 349, Antoine Cason, 2004-07 (15 returns)
 252, Darryll Lewis, 1987-90 (14 returns)

Highest Interception Return Average

Game (Min. 2): 47.5, Scott Geyer, vs. NC St., 12-31-89 (2-95)
 Season (Min. 5): 32.8, Antoine Cason, 2007 (5-164)
 27.4, Darryll Lewis, 1990 (7 for 192)
 Career (Min. 10): 23.3, Antoine Cason, 2004-07 (15-349)

Defense Team Highs and Lows, Season

Plays Per Game Allowed

Most: 79.5, 1971 (874 in 11)
 Most total: 946, 2003 (in 12)
 Fewest: 44.4, 1935 (400 in 9)

Yards Allowed Per Game

Fewest: 128.2, 1935 (1154 in 9)
 Most: 460.0, 2003 (5520 in 12)

Average Gain Per Play Allowed

Lowest: 2.44, 1939 (537 for 1313)
 Highest: 5.84, 2003 (946 for 5520)

TDs Rushing and Passing Allowed Per Game

Fewest: .67, 1935 (6 in 9)
 Most: 4.33, 2003 (52 in 12)

Games Exceeding 500 Yards Allowed

3, 1999 and 2003

Games Less Than 200 Yards Allowed

10, 1993

Rushing Defense

Yards Allowed Per Game

Fewest: 30.1, 1993 (331 in 11)
 Most: 288.3, 1958 (2883 in 10)

Average Gain Per Play Allowed

Lowest: 0.9, 1993 (368 for 331)
 Highest: 5.3, 1958 (544 for 2883)

Rushes Per Game Allowed

Most: 57.5, 1949 (575 in 10)
 Fewest: 28.8, 1935 (259 in 9)

Touchdowns Rushing Allowed Per Game

Fewest: .36, 1992 (4 in 11)
 Most: 3.5, 1958 (35 in 10)

Games Less Than 100 Yards Allowed

10, 1993; 10, 1994

Games More 300 Yards Allowed

5, 1949

Passing Defense

Yards Allowed Per Game

Fewest: 50.1, 1939 (501 in 10)
 Most: 279.2, 2003 (3,351 in 12)

Yards Allowed Per Attempt

Fewest: 3.3, 1939 (152 for 501)
 Fewest (Min. 200): 4.93, 1968 (275 for 1,357)
 Most: 8.51, 2003 (394 for 3,351)

Yards Allowed Per Completion

Fewest: 10.02, 1939 (50 for 501)
 Fewest (Min. 75): 10.37, 2008 (228 for 2,365)
 Most: 17.14, 1967 (101 for 1,732)

Opponents' Passes Attempted Per Game

Fewest: 11.7, 1956 (117 in 10)
 Most: 37.7, 2007 (452 in 12)

Opponents' Passes Completed Per Game

Fewest: 4.9, 1936 (49 in 10)
 Most: 21.7, 2007 (260 in 12)

Completion Percentage Allowed

Lowest: 32.9, 1939 (50 in 152)
 Lowest (Min. 200): 36.6, 1940 (90 of 246)
 Highest: 63.0, 1980 (220 of 349)

Passes Intercepted (by UA) Per Game

Most: 3.44, 1940, (31 in 9)
 Fewest: .36, 1994 (4 in 11)

Percentage Intercepted By

Highest: 20.6, 1935 (29 of 141)
 Lowest: 1.3, 1999 (5 of 373)

Interception Yards Per Game

Most: 41.0, 1940 (369 in 9)
 Total: 386, 1952 (10 games)
 Fewest: 1.2, 1960 (12 in 10)

Average Yardage Per Interception Return

Highest: 45.5, 1994 (4 for 182)
 Lowest: 3.0, 1960 (4 for 12)

Ariz. TDs On Interception Returns

6, 1996

Touchdown Passes Allowed Per Game

Fewest: .2, 1952 (2 in 10)
 Most: 2.17, 2003 (26 in 12)
 2.1, 2001 (23 in 11)

Games Less Than 50 Yards Allowed

5, 1942

Games Less Than 100 Yards Allowed

8, 1956

Games More Than 300 Yards Allowed

4, 1980, 2003

Games More than 200 Yards Allowed

11, 2003

Scoring Defense (Minimum 8-Game Season)

Points Allowed Per Game

Fewest: 2.8, 1929 (22 in 8)
 Most: 35.8, 2003 (429 in 12)

Touchdowns Allowed Per Game

Fewest: .38, 1929 (3 in 8)
 Most: 4.67, 2003 (56 in 12)

Opponents' Extra Points By Kicking

Fewest Made: 2, 1928
 Fewest Attempted: 3, 1929
 Most Made: 55, 2003 (att. 55)
 Most Attempted: 55, 2003 (made 55)

Opps XP-Kicking Percentage

Highest: 1.000 2003 (55-55)
 1.000 2001 (48-48)
 1.000 2005 (35-35)
 1.000 2006 (28-28)
 1.000 1977 (27-27)

Lowest: .285, 1937 (4-14)

Consecutive Extra Points Allowed By Kicking

95, Washington St. 2004 to BYU 2007

Two-Point Conversions Allowed

Fewest Made: 0, Many seasons
 Fewest Attempted: 0, 2006, 2008
 Most Made: 6, 1959 (att. 19)
 6, 1958 (att. 17)

Most Attempted: 19, 1960 (made 6)

Opponents' Field Goals

Made: 22, 2002 (att. 27)
 Attempted: 27, 2002 (made 22)

Opponents' Field Goal Percentage

Highest: 81.4, 2002 (22 of 27)
 Lowest: 14.3, 1964 (1 of 7)

Most Points Allowed By Kicking

98, 2002 (32 PAT, 22 FG)

Safeties Scored Against Arizona

3, 1999; single game: 2 (at TCU '99)

First Down Defense

Total Allowed Per Game

Fewest: 7.2, 1937 (72 in 10)
 Most: 23.67, 2003 (284 in 12)

By Rushing Allowed Per Game

Fewest: 4.2, 1993, (46 in 11)
 Most: 14.1, 1958 (141 in 10)

By Passing Allowed Per Game

Fewest: 1.3, 1942 (13 in 10)
 Most: 11.9, 1980 (131 in 11)

Highest Total Allowed: 132 in 12 games, 2002

By Penalty Allowed Per Game

Fewest: 1, 1947 (1 in 10)
 Most: 2.4, 1998 (29 in 12)

Top 10 Arizona Defenses by Season (national rank)

Total Defense

128.2 1935
 133.3 1939
 143.5 1937
 144.7 1936
 162.6 1940
 219.2 1946
 223.2 1938
 235.7 1942
 236.9 1993* (1)
 240.6 1968 (7)

Passing Defense

50.1 ypg 1939
 58.9 1936
 65.4 1935
 66.5 1942
 68.8 1937
 73.1 1948
 73.3 1956
 79.1 1961
 87.3 1954
 89.2 1953

Rushing Defense

30.1 ypg 1993* (1)
 54.2 1940 (5)
 62.8 1935
 65.1 1992* (2)
 65.3 1994* (2)
 74.7 1938
 75.5 1984* (3)
 83.2 1939
 84.2 1936
 84.4 1986* (4)

2010 Arizona Football

Arizona Scoring Defense

2.8 pts pg	1929
4.1	1930
4.4	1933
5.0	1935
5.4	1936
5.4	1934
7.6	1964
8.8	1937
8.9	1992* (1)
9.2	1940

Individual Defensive Leaders

Total Tackles, Career

TT	Player	UT	AT	Years
566	Ricky Hunley	323	243	1980-83
552	Byron Evans	315	237	1983-86
529	Obra Erby	300	229	1973-76
420	Jon Abbott	274	146	1974-77
405	Marcus Bell	264	141	1996-99
400	LaMonte Hunley	183	217	1981-84
392	Chuck Cecil	222	170	1984-87
383	Mark Jacobs	205	178	1974-76
372	Sam Giangardella	183	189	1977-80
357	Mark Arneson	186	171	1969-71
356	Mike Dawson	203	153	1972-75
339	Ransom Terrell	179	160	1970-73
322	Darren Case	133	189	1987-90
320	Sean Harris	248	72	1991-94
312	Spencer Larsen	209	103	02, 05-07
308	Lance Briggs	205	103	1999-02
295	Darrell Brooks	204	91	2002-05
291	Glenn Perkins	160	131	1978-82
282	Chris Singleton	171	111	1986-89
281	Chester Burnett	223	58	1993-97
279	Jeff Hammerschmidt	171	108	1987-90
275	Ronnie Palmer	158	117	2005-08

(All LBs except DBs Cecil, Brooks, Hammerschmidt)

Solo Tackles, Career

UT	Player	TT	AT	Years
566	Ricky Hunley	566	243	1980-83
552	Byron Evans	552	237	1983-86
529	Obga Erby	529	229	1973-76
420	Jon Abbott	420	146	1974-77
405	Marcus Bell	405	141	1996-99
320	Sean Harris	320	72	1991-94
281	Chester Burnett	281	58	1993-97
392	Chuck Cecil	392	170	1984-87
312	Spencer Larsen	312	103	2002, 05-07
308	Lance Briggs	308	103	1999-2002
383	Mark Jacobs	383	178	1974-76

Assisted Tackles, Career

AT	Player	UT	TT	Years
566	Ricky Hunley	323	566	1980-83
552	Byron Evans	315	552	1983-86
529	Obga Erby	300	529	1973-76
400	LaMonte Hunley	183	400	1981-84
372	Sam Giangardella	183	372	1977-80
322	Darren Case	133	322	1987-90
383	Mark Jacobs	205	383	1974-76
357	Mark Arneson	186	357	1969-71
392	Chuck Cecil	222	392	1984-87
339	Ransom Terrell	179	339	1970-73

Passes Broken Up, Career

PBU	Player	Years
2000-03	Michael Jolivet	2000-03
1984-87	Chuck Cecil	1984-87
1994-97	Kelly Malveaux	1994-97
2004-07	Antoine Cason	2004-07
2006-09	Devin Ross	2006-09
1981-84	Lynnden Brown	1981-84
1992-95	Brandon Sanders	1992-95
1980-83	Randy Robbins	1980-83
1996-98	Chris McAlister	1996-98
1996-99	Kelvin Hunter	1996-99
1985-88	James DeBow	1985-88
1984-86	Martin Rudolph	1984-86
1982-85	Allan Durden	1982-85

Interceptions, Career

Int.	Player	Yards	TD	Years
21	Chuck Cecil	241	2	1984-87
20	Jackie Wallace	250	2	1970-72
18	Chris McAlister	254	2	1996-98
15	Antoine Cason	349	3	2004-07
14	Darryll Lewis	252	2	1987-90
14	Allan Durden	241	1	1982-85
13	Dave Liggins	150	0	1978-80

13	Roussell Williams	107	0	1972-74
13	Tony Bouie	189	1	1991-94
12	Michael Jolivet	128	1	2000-03
12	Ricky Hunley	134	2	1980-83
12	Randy Robbins	204	4	1980-83
12	Dennis Anderson	218	1	1973-75
12	Rich Moriarty	78	0	1967-68
12	Eddie Wolgast	200	1	1945-50

\$ Includes two intercepted fumbles under old rule

Interceptions, Season

Int.	Player	Yards	TD	Year
11	Jackie Wallace	135	1	1971
9	Chuck Cecil	77	0	1987
8	Jackie Wallace	115	1	1972
8	Rich Moriarty	75	0	1968
7	Tony Bouie	131	0	1993
7*	Ricky Hunley	123	2	1983
7	Darryll Lewis	192	2	1990
7	John Black	91	0	1939
7	Dennis Anderson	72	0	1974
7	Dave Liggins	68	0	1980
6	Roussell Williams	72	0	1974
6	Dick Taylor	79	0	1940
6	Randy Robbins	85	1	1983
6	Allan Durden	108	1	1984
6	Allan Durden	42	0	1985
6	Chuck Cecil	22	0	1985
6	Chuck Cecil	142	2	1986
6	Chris McAlister	103	1	1996

\$Includes 1 fumble interception; *Includes 2 fumble interceptions

Longest Interception Returns

Yds	Player	Opponent	Year
100	Chuck Cecil	Arizona St.	1986
98	Mikal Smith	Arizona St.	1996
97	Mike Scurlock	California	1994
96	Allan Durden	at LSU	1984
89	Lynnden Brown	at Washington	1984
85	Scott Geyer	North Carolina St.	1989
83	Dennis Anderson	Northwestern	1975
79	Robert Golden	Stanford	2009
78	Bob White	BYU	1972
76	Jay Willett	at Kansas	1965
75	Nate Ness	at Stanford	2008
75	Bill Penn	at New Mexico	1948
70	James Middleton	New Mexico St.	1929
70	Ferrill Capps	San Diego St.	1945
70	Darryll Lewis	UCLA	1990

Opponent: 89, Wayne Soffe, BYU, 1936

Annual Defensive Leaders

Total Tackles

(From coaches film through 1987)

1973	Terrell Ransom, LB	105+70	175
1974	Mark Jacobs, LB	115+85	200
1975	Obra Erby, LB	117+71	188
1976	Obra Erby, LB	85+89	174
1977	Corky Ingraham, LB	72+81	153
1978	Sam Giangardella, LB	55+76	131
1979	Sam Giangardella, LB	57+55	112
1980	Jack Housley, LB	64+40	104
1981	Ricky Hunley, LB	74+47	121
1982	Ricky Hunley, LB	100+73	173
1983	Ricky Hunley, LB	99+77	176
1984	Lamonte Hunley, LB	72+96	168
1985	Byron Evans, LB	118+70	188
1986	Byron Evans, LB	111+85	196
1987	Chuck Cecil, S	80+56	136
1988	Chris Singleton, OLB	58+60	118
1989	Donnie Salum, LB	48+65	113
1990	Jeff Hammerschmidt, S	53+25	78
1991	Tony Bouie, S	63+26	86
1992	Sean Harris, LB	48+23	71
1993	Brant Boyer, LB	70+20	90
1994	Sean Harris, LB	72+17	89
1995	Charlie Camp, LB	62+28	90
1996	Chester Burnett, LB	98+26	124
1997	Chester Burnett, LB	73+20	93
1998	Marcus Bell, LB	82+57	139
1999	Marcus Bell, LB	73+51	124
2000	Lance Briggs, LB	77+36	113
2001	Lance Briggs, LB	59+34	93
2002	Lance Briggs, LB	67+31	98
2003	Clay Hardt, LB	59+28	87
2004	Darrell Brooks, S	48+25	73
2005	Darrell Brooks, S	62+31	93
2006	Spencer Larsen, LB	63+26	89
2007	Spencer Larsen, LB	87+44	131

2008	Ronnie Palmer, LB	45+40	85
2009	Devin Ross, CB	61+30	81

Unassisted Tackles

1967	Otis Comeaux, LB	32
1968	Otis Comeaux, LB	34
1969	Bill Miller, DB	43
1970	Mark Arneson, LB	110
1971	Rich Dodson, LB	40
1972	Ransom Terrell, LB	66
1973	Ransom Terrell, LB	105
1974	Mark Jacobs, LB	115
1975	Obra Erby, LB	117
1976	Obra Erby, LB	85
1977	Jon Abbott, MG	100
1978	Cleveland Crosby, T	75
1979	Sam Giangardella, LB	57
1980	Dave Liggins, DB	68
1981	Ricky Hunley, ILB	74
1982	Ricky Hunley, ILB	100
1983	Ricky Hunley, IIB	99
1984	LaMonte Hunley, ILB	72
1985	Byron Evans, ILB	118
1986	Byron Evans, ILB	111
1987	Chuck Cecil, S	80
1988	Chris Singleton, OLB	62
1989	Chris Singleton, OLB	66
1990	Jeff Hammerschmidt, FS	53
1991	Tony Bouie, FS	86
1992	Brant Boyer, ILB	49
1993	Brant Boyer, ILB	70
1994	Sean Harris, ILB	72
1995	Charlie Camp, ILB	62
1996	Chester Burnett, ILB	98
1997	Chester Burnett, ILB	73
1998	Marcus Bell, ILB	82
1999	Marcus Bell, ILB	73
2000	Lance Briggs, FS	77
2001	Lance Briggs, ILB	59
2002	Lance Briggs, ILB	67
2003	Clay Hardt, Rover	59
2004	Antoine Cason, CB	54
2005	Darrell Brooks, FS	62
2006	Spencer Larsen, LB	63
2007	Spencer Larsen, LB	87
2008	Ronnie Palmer, LB	45
2009	Devin Ross, CB	61

Assisted Tackles

1967	Olden Lee, LB	56
1968	Otis Comeaux, LB	77
1969	Mark Arneson, LB	76
1970	Mark Arneson, LB	45
1971	Jim Johnson, T	65
1972	Ransom Terrell, LB	78
1973	Ransom Terrell, LB	70
1974	Mark Jacobs, LB	85
1975	Obra Erby, LB	71
1976	Obra Erby, LB	89
1977	Corky Ingraham, LB	81
1978	Sam Giangardella, LB	76
1979	Sam Giangardella, LB	55
1980	Sam Giangardella, LB	46
	Ricky Hunley, LB	46
1981	Gary Gibson, OLB	48
1982	Ricky Hunley, ILB	73
1983	LaMonte Hunley, ILB	79
1984	LaMonte Hunley, ILB	96
1985	Byron Evans, ILB	70
1986	Byron Evans, ILB	85
1987	Jerry Beasley, ILB	73
1988	Darren Case, ILB	74
1989	Darren Case, ILB	67
1990	Darren Case, ILB	38
1991	Heath Bray, FS/LB	34
1992	Sean Harris, ILB	23
1993	Brant Boyer, ILB	20
1994	Sean Harris, ILB	17
1995	Charlie Camp, ILB	28
1996	David Fipp, FS	37
1997	Marcus Bell, ILB	24
1998	Marcus Bell, ILB	57
1999	Marcus Bell, ILB	51
2000	Lance Briggs, ILB	36
2001	Lance Briggs, ILB	34
2002	Lance Briggs, ILB	31
2003	Joe Siofele, ILB	32
2004	Darrell Brooks, FS	25

2010 Arizona Football

2005	Darrell Brooks, FS	31
2006	Ronnie Palmer, LB	28
2007	Spencer Larsen, LB	44
2008	Ronnie Palmer, LB	40
2009	Xavier Kelley, LB	32

Tackles for Loss/Sacks

1967	Gary Klahr, E	14
1968	Tom Nelson, T	29
1969	Charlie Duke, LB	16
1970	Bill McKinley, E	20
1971	Rich Dodson, LB	11
1972	Bob Crum, E	11
	Wally Brumfield, LB	11
1973	Mike Dawson, T	12
1974	Mike Dawson, T	11
1975	Mike Dawson, T	15
1976	Jon Abbott, T	11
1977	Jon Abbott, MG	18
1978	John Crawford, E	12
1979	Cleveland Crosby, T	16
1980	Ricky Hunley, LB	9
1981	Gary Shaw, NG	8
1982	Steve Boadway, OLB	9
1983	John Kaiser, OLB	14
1984	Steve Boadway, OLB	14
1985	Danny Lockett, OLB	15
1986	Stan Mataele, DT	14.5
1987	Dana Wells, NG	17
1988	Dana Wells, NG	17.5
1989	Chris Singleton, OLB	11
1990	Darren Case, ILB	6
1991	Mike Scurlock, ILB	8.5
1992	Rob Waldrop, NG	22
1993	Tedy Bruschi, DE	27.5
1994	Chuck Osborne, NG	15
1995	Tedy Bruschi, DE	19.5
1996	Joe Salave'a, DT	12
1997	Joe Salave'a, DT	17
1998	Marcus Bell, ILB	14
1999	Marcus Bell, ILB	14
2000	Joe Tafoya, DE	18
2001	Lance Briggs, ILB	14
2002	Lance Briggs, ILB	10.5
2003	J.Siofele-ILB, M.Molina-ILB	7.5
2004	Andre Torrey, DE	13.0
2005	Copeland Bryan, DE	10.5
2006	Spencer Larsen, LB	10.5
2007	Spencer Larsen, LB	15.5
2008	Ronnie Palmer, LB	11
2009	Earl Mitchell, DT	12.5

Sacks (separate from TFL since 1976)

1976	Gilbert Lewis, E	6
1977	Jon Abbott, MG	10
1978	John Crawford, E	7
1979	Cleveland Crosby, T	8
1980	Rickly Hunley, LB	5
1981	Gary Shaw, NG	7
1982	Ivan Lesnik, T	7
1983	John Barthalt, T	6
1984	Steve Boadway, OLB	13
1985	Danny Lockett, OLB	12
1986	Stan Mataele, DT	10.5
1987	Dana Wells, NG	7
1988	(Three Players)	5.5
1989	Chris Singleton, OLB	10
1990	Reggie Johnson, DT	11
1991	M. Scurlock, R. Holt	6.5
1992	Rob Waldrop, NG	10
1993	Tedy Bruschi, DE	19
1994	Chuck Osborne, NG	11
1995	Tedy Bruschi, DE	14.5
1996	Joe Salave'a, DT	6
1997	Joe Salave'a, DT	11.5
1998	Daniel Greer, DT	9
1999	Joe Tafoya, DT	10
2000	Joe Tafoya, DE	6
2001	Lance Briggs, ILB	6.5
2002	Joe Siofele, DE	5.5
2003	Siofele, M.Smith, M.Molina, A.Torrey	4.0
2004	Andre Torrey, DE	5.0
2005	Copeland Bryan, DE	7.5
2006	Louis Holmes, DE	4.0
2007	Lionel Dotson, DT	6.5
2008	Brooks Reed, DE	8.0
2009	Ricky Elmore, DE	10.5

Blocked Kicks

1967	Wally Scott, DB	5
1968	Greg Woodward, DB	2
1969	Jim Ventriglia, T	1
	Rick Stevenson, B	1
1970	Greg Boyd, B	1
1971	Greg Boyd, B	3
1972	Greg Boyd, B	1
	Glen Gresham, LB	1
1973	Leon Lawrence, B	1
1974	None	
1975	Mike Dawson, T	1
1976	Jeff Whitton, T	1
1977	Jack Housley, LB	1
	Darrell Solomon, MG	1
1978	(Four Players)	1
1979	Jack Housley, LB	1
1980	Bill Redman, B	2
1981	Gary Shaw, NG	1
	Al Gross, FS	1
	Randy Robbins, CB	1
1982	Larry Smith, SS	2
1983	(Five Players)	1
1984	(Four Players)	1
1985	(Three Players)	1
1986	Chuck Cecil, FS	2
1987	(Five Players)	1
1988	Scott Geyer, CB	2
1989	Arnulf Mobley, ILB	1
1990	(Three Players)	1
1991	(Three Players)	2
1992	Heath Bray, QB/WR	2
1993	B. Sanders, J. Hoffman, R. Dice	1
1994	S. Harris, T. Bruschi	1
1995	(Three Players)	1
1996	T. Candidate, M. Smith	1
1997	J. Salave'a, C. McAlister, D. Fipp	1
1998	Chris McAlister, Peter Hansen	2
1999	Peter Hansen	3
2000	Peter Hansen	2
2001	Malosi Leonard/Andrae Thurman	1
2002	Michael Jolivet, Carlos Williams	2
2003	None	0
2004	C. Bryan, M. Hollingsworth	1
2005	None	0
2006	Earl Mitchell	1
2007	None	0
2008	David Roberts	1
2009	Orlando Vargas	1

Interceptions (vds. returned-TD)

(*includes fum ret [in-air] prior to rule change)

1958	Dave Hibbert, HB (58)	4
1959	Warren Livingston, HB (41-1)	3
1960	4 players (12)	1
1961	Gary Kenley, HB (79)	4
1962	C. Starkey, DL (18), L. Fairholm, HB (7) 2	
1963	Rickie Harris, CB (25)	3
1964	Woody King, S (46)	5
1965	Woody King, S (44-1)	5
1966	Phil Albert, S (8)	3
1967	O. Lee (31), O. Comeaux (0)	4
1968	Rich Moriarty (75)	8
1969	B. Miller (57), J. Black (32), CBs	3
1970	Justin Lanne, S (23)	5
1971	Jackie Wallace, CB (135-1)	11
1972	Jackie Wallace, CB (115-1)	8
1973	Glen Gresham, LB (59)	3
1974	Dennis Anderson, S (72)	7
1975	Dennis Anderson, S (141-1)	4
1976	Van Cooper, CB (60)	3
1977	Corky Ingraham, LB (49)	4
1978	Corky Ingraham, LB (34)	3
1979	Dave Liggins, S (59)	5
1980	Dave Liggins, S (60)	5
1981	Tony Neely, S (98-1)	4
1982	Randy Robbins, CB (85-1)	6
1983	Ricky Hunley, LB (123-2)	7
1984	Allan Durden, S (108-1)	6
1985	Allan Durden, S (42)	6
1986	Chuck Cecil, S (142-2)	6
1987	Chuck Cecil, S (77)	9
1988	T. Burden (20), D. Lewis (22), CBs	2
1989	Darryll Lewis, CB (39)	5
1990	Darryll Lewis, CB (192-2)	7
1991	Darryl Morrison, CB (67-1)	3
1992	Tony Bouie (9-0), S	4

B. Sanders (77-1), S	4
1993 Tony Bouie, S (100)	6
1994 (Four Players — 182-1)	1
1995 Brandon Sanders, S (0)	2
1996 Chris McAlister, CB (103-1)	6
1997 Chris McAlister, CB (45)	4
1998 Chris McAlister, CB (64-1)	5
1999 (Five Players — 36-1)	1
2000 Michael Jolivet, CB (50)	5
2001 Michael Jolivet, CB (78-1)	5
2002 Ray Wells, LB (78-1)	3
2003 Michael Jolivet, CB (0)	2
2004 Antoine Cason, CB (88)	4
2005 Michael Johnson, S (45-1)	4
2006 Antoine Cason, CB (57-1)	3
2007 Antoine Cason, CB (164-2)	5
Nate Ness, S (91-0)	5
2008 M. Hundley, CB (77-0)	4
T. Wade, CB (78-0)	4
2009 Trevin Wade, CB (40-1)	5

Passes Broken Up

1967 Frank Jenkins, DB	4
Doug Schleuter, B	
1968 Bill Miller, B	17
1969 (Three Players)	5
1978 Mark Arneson, LB	7
Jim Ventriglia, T	7
1971 Jackie Wallace, DB	7
1972 Roussell Williams, DB	4
1973 Leon Lawrence, DB	7
1974 Mark Jacobs, LB	5
1975 Dennis Anderson, DB	6
1976 Van Cooper, DB	11
1977 Corky Ingraham, LB	5
1978 Reggie Ware, DB	6
1979 Reggie Ware, DB	4
1980 Marcellus Greene, DB	11
1981 John Pace, ILB	6
1982 Al Gross, SS	9
1983 Randy Robbins, CB	17
1984 Lynnden Brown, CB	19
1984 Gordon Bunch, CB	19
1985 Gordon Bunch, CB	14
1986 Chuck Cecil, S	19
1987 Chuck Cecil, S	12
1988 J. DeBow, T. Burden	7
1989 Chris Wright, SS	9
1990 Darryll Lewis, CB	11
1991 Richard Holt, CB	10
1992 Keshon Johnson, CB	9
1993 Claudius Wright, CB	9
1994 Brandon Sanders, S	9
1995 Kelly Malveaux, CB	8
1996 Kelly Malveaux, CB	11
1997 Kelly Malveaux, CB	10
1998 Chris McAlister, CB	15
1999 Kelvin Hunter, CB	8
2000 Michael Jolivet, CB	14
2001 Michael Jolivet, CB	20
2002 Gary Love, CB	5
2003 Michael Jolivet, CB	6
2004 Darrell Brooks, FS	9
2005 Wilrey Fontenot, CB	6
2006 Wilrey Fontenot, CB	8
2007 Antoine Cason, CB	14
2008 Devin Ross, CB	13
2009 Devin Ross, CB	12

Fumbles Recovered

1967 (Four Players)	2
1968 (Three Players)	2
1969 (Four Players)	2
1970 Bill McKinley, E	3
1971 (Five Players)	2
1972 (Three Players)	2
1973 Ransom Terrell, LB	5
1974 Dennis Anderson, DB	3
1975 M. Dawson, DT	3
J. Abbott, DT	3
1976 (Six Players)	2
1977 J. Abbott, K. Straw	3
1978 Cleveland Crosby, T	4
1979 Sam Giangardella, LB	3
1980 Reggie Ware, DB	3
1981 Gary Shaw, NG	4
1982 John Kaiser, OLB	3
1983 R. Hunley LB, J. Kaiser OLB	3

2010 Arizona Football

1984 Greg Turner, CB	4
1985 (Two Players), ILB	2
1987 Jerry Beasley LB	3
1988 (Three Players)	2
1989 Darryll Lewis, CB	3
1990 Paul Glonek, DT	2
1991 Bobby Roland, SS	3
1992 T. Demps DE, B. Sanders SS	2
1993 Akil Jackson, OLB	5
1994 Tedy Bruschi, DE	4
1995 B. Sanders, D. Stewart, CB	2
1996 Van Tuinei, DE	3
1997 DeShon Polk, OLB	3
1998 S. Sprotte SS	2
D. Greer DT	2
J. Tafoya DE	2
(Six Players)	1
2000 Keoni Fraser, DT	5
2001 Lance Briggs LB	2
Jarvie Worchester FS	2
2002 Lance Briggs LB	2
Pat Howard LB	2
2003 Jolivette, Love, C. Williams, Sherman, Philipp	2
2004 K.Johnson, W.Fontenot, C.Williams, S.Jones	3
2005 (Seven Players)	1
2006 Spencer Larsen, LB	3
2007 Spencer Larsen, LB	4
2008 Donald Horton, DT	2
2009 (Seven Players)	1

Fumbles Caused

1973 Rex Naumetz, DT	3
1974 Willis Barrett, E	3
1975 Mike Dawson, T	3
1976 Gilbert Lewis, E	3
1977 Ken Creviston, B	4
1978 Cleveland Crosby, T	4
1979 (Three Players)	3
1980 Ricky Hunley, ILB	3
1981 J. Pace, R. Hunley	4
1982 G. Perkins, R. Moret	3
1983 Ricky Hunley, ILB	5
1984 C. Vesling, J. Drake	2
1985 Byron Evans, ILB	3
1986 C. Cecil, F. Gibson	3
1987 Chris Singleton, OLB	3
1988 Chris Singleton, OLB	5
1989 Darryll Lewis, CB	3
1990 Jeff Hammerschmidt, FS	4
1991 (Three Players)	2
1992 Jim Hoffman, DT	3
1993 Brandon Sanders, SS	3
1994 J. Salave'a, C. Lopez, S. Harris	2
1995 C. Osborne, J. Sprotte	2
1996 J. Salave'a, C. Burnett	3
1997 C. Burnett, M. Bell, D. Fipp, J. Sprotte	2
1998 Scooter Sprotte, ILB	4
1999 Joe Tafoya, DT	2
2000 Jarvie Worchester, FS	3
2001 L. Briggs, J. Jackson, W. Thompson	2
2002 (Six Players)	2
2003 Gary Love, Joe Siofele	3
2004 Patrick Howard-LB	4
Carlos Williams-DT	4
2005 Darrell Brooks, FS	2
2006 Larsen-LB, Palmer-LB, Holmes-DE	2
2007 Spencer Larsen, LB	3
2008 Brooks Reed, DE	3
2009 Cam Nelson, S	3

OTHER STATISTICAL MARKS

Game Hi-Lows

Red-Zone Success

Most: 9-for-9, vs. Idaho, all TD, 2008

First Downs

Total First Downs

Most: 34, vs. New Mexico, 1969

(17 rush, 15 pass, 2 penalties)

Fewest: 3, at Loyola, 1935 (1-1-1)

3, at Marquette, 1942 (2-1-0)

Both Teams, Most: 58, vs. New Mexico, 1968

(Ariz. 34, New Mexico 24)

Both Teams, Fewest: 10, at Texas Tech, 1935

(Ariz. 4, Texas Tech 6)

First Downs Rushing

Most: 27, vs. UCLA, 1989

Fewest: 0, vs. Oregon, 2002; 0 vs. TCU, 2003

Both Teams, Most: 35, vs. Texas Tech, 1977

(Ariz.15, Texas Tech 20)

Both Teams, Fewest: 6, at Texas Tech, 1967

(Ariz. 2, Arizona St. 4)

First Downs Passing

Most: 20 vs. New Mexico, 2007

Fewest: 0; 7 times, last at Utah 2000

Both Teams, Most: 36, vs. Colorado St., 1983

(Ariz. 19, Colorado St. 17)

Both Teams, Fewest: 1, vs. Colo. 1954 (UA 1, CU 0)

1, at New Mexico, 1948 (Ariz. 1, New Mexico 0)

First Downs Penalty

Most: 6, at Wyoming, 1969

Both Teams, Most: 12, at California, 1998

(Ariz. 6, California 6)

Game High-Low Fumbles

Most Fumbles: 9, vs. UTEP, 1959 (Lost 5)

Both Teams: 16, at Utah, 1952 (Ariz. 7, Utah 9)

16, vs. San Diego St., 1948 (Ariz. 8, San Diego St. 8)

Opponent: 9, at Utah, 1952 (Lost 6)

Fumbles Lost: 7 vs. Idaho, 1962 (of 7)

Both Teams: 9, at Utah, 1952 (Ariz. 3, Utah 6)

9, vs. New Mexico St., 1951 (Ariz. 3, New Mexico St. 6)

9, vs. Idaho, 1951 (Ariz. 5, Idaho 4)

9, at Washington, 1984 (Ariz. 4, Washington 5)

Opponent: 6, at Utah, 1952 (of 9);

6, New Mexico St., 1951 (of 8)

Game High-Low Penalties

Penalties Against

Most: 19, vs. New Mexico St., 1951 (191 yards)

Fewest: 0, vs. Michigan, 1978

0, Montana, 1938

0, Centenary, 1936

0, Whittier, 1929

0, California, 2008

Both Teams, Most: 29, at California, 1998

(California 15, Ariz. 14)

Both Teams, Fewest: 1 vs. Michigan, 1978

(Ariz. 0, Mich. 1)

1, Centenary, 1936 (Ariz. 0, Centenary 1)

1, vs. Whittier, 1929 (Ariz. 0 Whittier 1)

Yards Penalized

Most: 191, vs. New Mexico St., 1951 (19 penalties)

Fewest: 0, vs. Michigan 1978

0, Montana 1938, Centenary 1936, Whittier 1929

Opponent: 5, four times (last NAU 2009)

Both Teams, Most: 307, at California 1998

(California 154, Ariz. 153)

Both Teams, Fewest: 5, vs. Michigan 1978 (1)

5, vs. Centenary 1936 (1)

5, vs. Whittier 1929 (1)

Interceptions & Fumbles Lost

Most: 10, at Washington, 1984 (6 int., 4 fumbles)

Fewest: 0, many times, last: vs. Ore St. 2008

Most, Both Teams: 19, at Washington, 1984

(Ariz. 10, Washington 9)

Fewest, Both Teams: 0, many times, last: vs. Ore St. 2008

Interceptions & Fumbles Recovered

Most: 9, at Washington, 1984 (4 int., 5 FR)

9, at Arizona State, 1955 (7 int., 2 FR)

9, vs. Utah, 1973 (4 int., 5 FR)

Fewest: 0, many times, last vs. OSU, 2008

Season Hi-Lows

Red-Zone Success

Best: 55-60 (92%), 2008 (45 TD, 10 FG)

First Downs

Total Per Game

Most: 22.4, 1975 (246 in 11)

Total: 22.1, 2008 (287 in 13)

Fewest: 8.7, 1938 (78 in 9)

By Rushing Per Game*

Most: 13.3, 1973 (146 in 11)

Fewest: 4.9, 2003 (59 in 12)

By Passing Per Game*

Most: 12.2, 2007 (146 in 12)

Total: 12.0, 2008 (156 in 13)

Fewest: 2.5, 1942 (25 in 10)

By Penalty Per Game*

Most: 2.45, 2005 (27 in 11)

Fewest: .1, 1952 (1 in 10)

*Data available only since 1942

Fumbles

Most Fumbles: 42, 1959

Fewest Fumbles: 9, 1994

Most Fumbles Lost

24, 1973 (of 35)

24, 1968 (of 31)

Fewest Fumbles Lost

5, 2006 (of 20);

6, 1975 (of 15)

Penalties

Penalties Per Game

Most: 9.6, 1999 (114 in 12)

Fewest: 2.5, 1937 (25 in 10)

Yards Penalized Per Game

Most: 79.6, 1970 (796 in 10)

Year High: 930 in 12, 1999

Fewest: 22.5, 1937 (224 in 10)

Turnovers

Interceptions & Fumbles Lost

Fewest: 9, 1975 (3 interceptions, 6 fumbles)

Fewest Per Game: 0.82, 1975 (9 in 11)

Most: 4.3, 1957 (20 int., 23 fumbles)

Most Per Game: 4.33, 1940 (39 in 9)

Opponents' Turnovers

Most: 46, 1954 (20 interception, 24 fumbles lost, 2bk)

Fewest: 11, 1999 (5 Interceptions, 6 fumbles lost)

Turnover Margin Per Game

Positive: 2.27, 1975 (9-34)

Negative: 1.7, 1952 (43-26)

MISCELLANEOUS RECORDS

Overtime Games (2-4)

Nov. 2, 1996 - 3 OT California 56, Arizona 55 (Berkeley)

Oct. 25, 1997 WSU 35, Arizona 34 (Pullman)

Nov. 15, 1997 - 2 OT Arizona 41, California 38 (Tucson)

Oct. 14, 2000 - 3 OT Arizona 53, Washington St. 47 (Tucson)

Sept. 27, 2003 TCU 13, Arizona 10 (Tucson)

Nov. 21, 2009 - 2 OT Oregon 44, Arizona 41 (Tucson)

Lengthy Arizona Football Games

Time	Result	Opponent
4:13	L, 7-9	vs. Wisconsin, 2004
4:08	L, 34-35	at Washington St., 1997
4:06	W, 41-38	vs. California, 1997
3:58	W, 53-47	vs. Washington St., 2000
3:56	L, 56-55	at California, 1996

2010 Arizona Football

Consecutive Games Shut Out Opponent

All Games: 6, 1930

Home Games: 8, Cal Tech 1929-Colorado St. 1930
(Not including 1929 game in Phoenix)

Consecutive Games Without Scoring

All Games: 3, 1915 (New Mexico St., Western N.M., Whittier)

Home Games: 2, 1949

Consecutive Games Scoring Touchdown

All Games: 91, Colorado St. 1972 to California 1980

Home Games: 82, Kansas 1966 to Washington St. 1980

Consecutive Without Tie (defunct category)

All Games: 128, Utah 1967-California 1979

Home Games: 65, Utah 1967-California 1979

OPPONENT RECORDS

First Downs Game

Total First Downs Allowed

Fewest: 3, vs. Arizona State, 1946

3, Kansas, 1937; 3, Wyoming, 1936

Most: 33, at Arizona St., 1973 (13 rush, 10 pass)

First Downs Rushing Allowed

Fewest: 0, vs. Wyoming, 1970

Most: 25, vs. Colorado, 1958

First Downs Passing Allowed

Fewest: 0, in many. Last: at New Mexico, 1970

Most: 21, at USC, 1979

First Downs Penalty

6, at California 1998 (15 penalties)

6, Middle Tenn. St., 1999

6, Idaho, 2001

Penalties, Game

Penalties Against

Most: 17, at Oregon St., 2003 (141 yards)

Fewest: 0; 8 times, last vs. UTEP 1938

Yards Opponents Penalized

154, at California, 1998 (15 penalties)

152, vs. New Mexico, 2007 (15 penalties)

Punting, Game

Most Punts: 19, at Kansas, 1936

Fewest: 0, vs. Oregon, 1963

Average Yards Per Punt (Min. 5)

Highest: 57.2, at Colorado, 1950 (6 punts)

Lowest: 23.9, vs. Whittier, 1935 (8 punts)

Opponent Punts Blocked

3, vs. Colorado St., 1937

3, San Diego St., 1934

Opponent Season Marks

Fumbles

Most: 47, 1955 (lost 26)

Fewest: 13, 2009 (lost 7)

Most Lost: 26, 1955 (of 47)

Fewest lost: 5, 1938 (of 21)

Penalties Per Game

Most: 8.7, 1998 (105 in 12)

Fewest: 2.3, 1935 (21 in 9)

Yards Penalized Per Game

Most: 78.5, 1969 (785 in 10)

Yard high: 822 (105 in 12 games), 1998

Fewest: 18.3, 1935 (165 in 9)

Opponents' Punts Per Game

Most: 10.7, 1940 (96 in 9)

Total: 100, 1968 (10 games)

Fewest: 3.6, 1958 (36 in 10)

Opponents' Average Per Punt

Highest: 43.4, 1973 (55 punts)

Lowest: 30.9, 1958 (36 punts)

30.9, 1935 (91 punts)

Opponents' Net Punting Average

Highest: 39.2, 2003 (60 for 2,448,

93 return yards by UA)

Highest ('05 rule): 37.0, 2007 (75 for 3076,

7 TB, 279 RY)

Lowest: 24.4, 1949 (55 for 1929, 487 return yards)

Lowest ('05 rule): 33.5, 2008 (79 for 3334,

5 TB, 587 RY)

Most Opponents' Punts Blocked By Arizona

4, 1998, 1980

5, 1998 (including Holiday Bowl)

Opponent Total Offense, Game

Yards	School	Plays	Year
724	at USC	96	2005
701	at Arizona St.	97	1973
659	at California	91	1996
654	at Oregon St.	87	2005
626	at Arizona St.	77	1951

625	Colorado	81	1958
607	Oregon	80	2001
604	Michigan St.	75	1949
597	New Mexico	87	1975
587	USC	85	2004

Opponent Passing Offense, Game

Yds	Team	Att.	Cmp.	Int.	TD	Year
511	Arizona St.	56	33	2	4	1998
503	at California	46	35	0	8	1996
455	at Washington	49	29	4	3	2001
437	Arizona St.	55	38	3	2	1986
436	at Oregon St.	43	32	6	1	2005
434	Stanford	36	22	1	3	2009
434	at USC	37	27	0	3	1994
396	Pacific	49	29	3	3	1980
394	Arizona St.	47	25	6	1	1964
393	Iowa	48	26	2	1	1998

Opponent Rushing Offense, Game

Yds	School	Att.	Year
569	at Arizona St.	67	1951
551	Colorado	66	1958
505	at UCLA	56	1972
471	Colorado	61	1954
453	at UTEP	61	1954
450	Arizona St.	59	1996
441	New Mexico	75	1971
428	at UTEP	59	1976
425	UTEP	51	1949
418	at Michigan St.	51	1948

Opponent Points Scored, Game

Pts	School	Ariz.Pts.	Year
78	at USC	7	1928
75	Michigan St.	0	1949
69	at USC	6	1923
65	Colorado	12	1958
63	Oregon	28	2001
62	at Minnesota	0	1939
61	Arizona St.	14	1951
59	at Purdue	7	2003
59	LSU	13	2003
58	Washington	28	1997

Long Plays, By Opponent

Rush: 90, Lyn Chadnois, Michigan St., 1949

Pass: 98, Brandon Hassell to Reggie Harrell (TD) vs.

TCU 2003; Jake Locker to Marcel Reece (TD), 2007 UW

Field Goal: 63, Clark Kemble, at Colorado St., 1975

Punt: 88, Matt Steffen, DePaul, 1931

Interception: 89, Wayne Soffe, BYU, 1936

Kickoff Return: 100, Jack Brogman, Loyola, 1932;

100, Matt Slater, UCLA, 2007

Punt Return: 95, DeSean Jackson, California, 2006

Fumble Return: 89, Coy Wire, Stanford, 2001

Arizona's National Statistical Leaders

National statistical champion in Bold.

Team Rankings

Total Offense

Year	Rank	Mark
1941	2.	357.3 yds. per game
1954	3.	402.0 yds. per game
1961	5.	378.2 yds. per game
1975	5.	424.2 yds. per game
1999	3.	471.9 yds. per game

Passing Offense

1941	1.	177.7 yds. per game
1947	2.	168.0 yds. per game
1957	4.	154.0 yds. per game*
1961	10.	145.6 yds. per game
1966	3.	255.1 yds. per game
2007	10.	308.5 yds. per game

*Led nation in PA (294) and PC (154)

Rushing Offense

1952	9.	252.8 yds. per game
1953	8.	268.9 yds. per game
1954	7.	276.5 yds. per game

Scoring

1941	9.	25.3 pts. per game
1952	7.	28.5 pts. per game
1954	2.	38.5 pts. per game
1975	9.	30.0 pts. per game
1983	8.	32.1 pts. per game

Net Punting

1985	7.	59 for 39.9 net avg.
1992	2.	80 for 40.8 net avg.
1996	9.	63 for 40.5 net avg.

Punting

1960	6.	43 for 41.9 avg.
1965	7.	75 for 41.6 avg.
1972	6.	79 for 41.8 avg.
1974	8.	55 for 41.6 avg.
1975	3.	53 for 43.4 avg.
1982	6.	66 for 41.1 avg.

Punt Returns

1948	9.	17.6 avg. (15 for 264)
1952	2.	20.1 avg. (28 for 563)
1960	1.	17.7 avg. (18 for 319)
1961	2.	16.8 avg. (24 for 394)
1999	2.	17.6 avg. (29 for 509)
2002	4.	16.6 avg. (26 for 332)
2008	3.	17.8 avg. (33 for 587)
2009	4.	15.3 avg. (16-245)

Kickoff Returns

1951	8.	20.7 avg. (41 for 850)
1953	4.	21.9 avg. (32 for 702)
1954	1.	26.1 avg. (18 for 319)
1968	3.	25.1 avg. (25 for 628)
1972	5.	24.6 avg. (45 for 1,105)
1993	3.	26.8 avg. (26 for 697)
2009	10.	24.9 av. (53 for 1,320)

Turnover Margin

1985	2.	+1.82 per game
1989	3.	+1.27 per game
1992	10.	+1.00 per game
1996	7.	+1.18 per game

Total Defense

1939	6.	2.48 yds. per play
1968	7.	240.6 yds. per game
1992	2.	253.0 yds. per game
1993	2.	236.9 yds. per game
1994	10.	287.6 yds. per game
1995	7.	270.5 yds. per game

Rushing Defense

1940	5.	1.53 yds. per play
1983	6.	98.3 yds. per game
1984	3.	75.5 yds. per game
1985	9.	108.7 yds. per game
1986	4.	84.4 yds. per game
1992	2.	65.1 yds. per game
1993	1.	30.1 yds. per game
1994	2.	65.1 yds. per game
2000	8.	88.5 yds. per game

Scoring Defense

1964	10.	7.6 pts. per game
1068	8.	1.5 pts. per game
1985	7.	12.1 pts. per game
1992	1.	8.9 pts. per game
1993	9.	14.6 pts per game

First Down Defense

2008	7.	15.31 (199 in 13)
------	----	-------------------

Interceptions

1940	3.	31
1948	8.	20
1954	8.	20
1975	3.	15

Fumbles Recovered

2003	8.	(18 total)
------	----	------------

Fumbles Lost

2003	6.	(7)
2006	6.	(5)

4th Down Conversion

2006	9.	(66.7%)
------	----	---------

4th Down Conversion Defense

2006	1.	(10%)
-------------	-----------	--------------

Pass Interception Avoidance

1975	1.	1.3% (3 in 236)
-------------	-----------	------------------------

Fewest Penalties Per Game

2008	6
------	---

2010 Arizona Football

1947	1.	Fred Enke (329 for 1,941 yds.)
1954	4.	Art Luppino (179 for 1,359 yds.)
1955	2.	Art Luppino (211 for 1,313 yds.)
1961	5.	Eddie Wilson (181 for 1,377 yds.)
1966	2.	Marc Reed (419 for 2,294 yds.)
1973	8.	Bruce Hill (368 for 1,915 yds.)
1974	8.	Bruce Hill (384 for 2,118 yds.)
1975	7.	Bruce Hill (314 for 2,021 yds.)

Rushing Offense

1939	8.	John Black (172 for 630 yds.)
1947	8.	Charles Hall (124 for 686 yds.)
1953	3.	Ken Cardella (148 for 915 yds.)
1954	1.	Art Luppino (179 for 1,359 yds.)
1955	1.	Art Luppino (209 for 1,313 yds.)
1960	9.	Bobby Lee Thompson (92 for 732 yds.)
1961	9.	Bobby Lee Thompson (103 for 752 yds.)
1999	7.	Trung Canidate (154.6, 253-1,602)

Passing

1947	3.	Fred Enke (88-184 for 1,406 yds.)
1956	6.	Ralph Hunsaker (75-148 for 823 yds.)
1958	2.	Ralph Hunsaker (106-191 for 1,129 yds.)
1961	8.	Eddie Wilson (79-154 for 1,294 yds.)
1966	2.	Marc Reed (193-365 for 2,368 yds.)
2007	9.	Willie Tuitama (306.9 ypg)

Passing Efficiency Rating

1960	1.	Eddie Wilson (140.8)
1961	1.	Eddie Wilson (134.2)
1998*		Keith Smith (174.2)
		(15 att. shy of 2nd)

Pass Receiving

1941	1.	Hank Stanton (50 for 820 yds.)*
1947	4.	John Smith (31 for 568 yds.)
1948	4.	Bob Larsen (35 for 408 yds.)
1957	8.	Gene Leek (29 for 310 yds.)
1958	1.	Dave Hibbert (61 for 606 yds.)*
1966	3.	Jim Greth (76 for 1003 yds.)
1974	7.	Theopolis Bell (53 for 700 yds.)
1976	6.	Keith Hartwig (54 for 1,134 yds.)
1999	3.	Dennis Northcutt (118.50 ypg, 88-1,422)
2002	5.	Bobby Wade (115.8 ypg)
2002	5.	Bobby Wade (7.8 rpg)
2002	7.	Bobby Wade (1389 receiving yds.)

Punting

1941	10.	Emil Banjavcic (41 for 410.5)
1955	8.	Ed McCluskey (33 for 40.6)
1965	2.	Joe Payton (56 for 44.6)
1972	7.	Marty Shuford (77 for 42.5)
1974	9.	Mitch Hoopes (55 for 41.8)
1975	7.	Dennis Anderson (53 for 43.5)

All-Purpose Running

1954	1.	Art Luppino (2193 yds.)*
1955	1.	(Tie) Art Luppino (1,702 yds.)
1961	2.	Bobby Lee Thompson (1,575 ypg)
1987	6.	Derek Hill (152.0 ypg)
1999	2.	Dennis Northcutt (187.42 ypg)
2002	7.	Bobby Wade (162.4 ypg)

Scoring

1954	1.	Art Luppino (166 pts.)*
1955	3.	Art Luppino (96 pts.)
1960	10.	Joe Hernandez (76 pts.)
1983	5.	Max Zendejas (99 pts.)
1994	9.	Steve McLaughlin (95 pts.)

Punt Returns

1963	7.	Rickie Harris (12 for 209 yds.)
1964	9.	Floyd Hudlow (8 for 251 yds.)
1979	10.	Marcellus Greene (15 for 183 yds.)
1999	1.	Dennis Northcutt (18.96, 23-436)
2009*		Bug Wright (17.50, 12-210)
		(2 att. shy of 3rd))

Kickoff Returns

1951	9.	Gil Gonzales (13 for 348)
1954	1.	Art Luppino (20 for 632 yds.)
1959	7.	Walt Mince (14 for 329 yds.)
1963	9.	Floyd Hudlow (13 for 422 yds.)
1972	5.	Theopolis Bell (8 for 449 yds.)
1975	3.	Theopolis Bell (16 for 453 yds.)
1982	2.	Vance Johnson (13 for 353 yds.)

Pass Interceptions

1939	4.	John Black (7 for 69)
1968	10.	Rich Moriarty (8 for 75 yds.)
1971	2.	Jackie Wallace (11 for 135 yds.)
1972	4.	Jackie Wallace (8 for 115 yds.)

1974	3.	Dennis Anderson (7 for 72 yds.)
1983	7.	Ricky Hunley (7 for 123)
1984	10.	(Tie) Allan Durden (6 for 108 yds.)
1986	10.	(Tie) Chuck Cecil (6 for 142 yds.)
1987	2.	Chuck Cecil (9 for 77 yds.)
1990	7.	Darryll Lewis (7 for 192)
1993	7.	(Tie) Tony Bouie (6-100)
1996	5.	(Tie) Chris McAlister (6-103)

Kick Scoring

1954	4.	Art Luppino (22 pts.)
1955	10.	Art Luppino (18 pts.)
1975	5.	Lee Pistor (80 pts.)
1994	9.	Steve McLaughlin (95 pts.)

Field Goals

1983	5.	Max Zendejas (20-25)
1984	7.	Max Zendejas (21 -27)
1985	3.	Max Zendejas (22-27)
1994	2.	Steve McLaughlin (per game-2.1)

ARIZONA IN THE AP POLLS

Total Poll Appearances: 138

Record while ranked: 72-36-1

Record by Ranking:

No. 1	--
No. 2	--
No. 3	0-0-1
No. 4	1-1 plus final poll
No. 5	1-0
No. 6	1-1 plus 1 week idle
No. 7	4-1 plus preseason
No. 8	1-0 plus 2 weeks idle
No. 9	2-3
No. 10	3-1 plus 1 week idle plus final poll
No. 11	2-2 plus final poll
No. 12	5-1 plus 1 week idle
No. 13	4-2
No. 14	6-1 plus preseason, plus 1 week idle
No. 15	7-2 plus 2 weeks idle
No. 16	7-3 plus preseason
No. 17	11-3 plus preseason, plus 2 wks idle, plus final
No. 18	3-1 plus final poll
No. 19	3-5 plus preseason, final reg season, 2 weeks idle
No. 20	1-1 plus final poll
No. 21	3-2
No. 22	2-1 plus 1 week idle, plus final reg season
No. 23	3-1 plus 1 week idle
No. 24	1-1
No. 25	0-3 plus final

Rankings, Record at time and Results

Year	Record	Date	##	Fate
1961	8-1-1	Final	17	-
1968	8-1	11/25	19	Lost to ASU
1973	5-0	10/15	19	Lost to T.Tech
	8-1	11/12	19	Lost to Air Force
1974	0-0	Pre	17	--
	0-0	9/9	17	Beat SDSU
	1-0	9/17	17	Beat Indiana
	2-0	9/23	15	Beat UNM
	3-0	9/30	12	Beat UTEP
	4-0	10/7	12	Beat Utah
	5-0	10/14	9:	Lost to #17 T.Tech
	5-1	10/21	16	Lost to BYU
	9-2	12/2	19	No bowl app
1975	0-0	Pre	16	--
	0-0	9/8	17	Idle
	0-0	9/15	17	Beat Pacific
	1-0	9/23	15	Beat Wyoming
	2-0	9/29	17	Beat N'western
	3-0	10/6	17	Beat UTEP
	4-0	10/13	13	Beat Texas Tech
	5-0	10/20	17	Lost to UNM
	5-1	10/27	17	Beat BYU
	6-1	11/3	15	Beat # 13 SDSU
	7-1	11/10	12	Beat CSU
	8-1	11/17	11	Beat Utah
	9-1	11/24	12	Lost to #8 ASU
	9-2	12/1	15	Idle
	9-2	Final	18	--
1983	0-0	Pre	14	--
	2-0	9/12	7	Beat WSU
	3-0	9/19	4	Beat CSUF
	4-0	9/26	3	Tied Cal
	4-0-1	10/3	10	Beat CSU
	5-0-1	10/10	9	Lost to Oregon

	5-1-1	10/17	19	Lost to Stanford
1986	2-0	9/16	17	Beat Oregon
	3-0	9/23	10	Beat Colorado
	4-0	9/30	10	Idle
	4-0	10/7	11	Lost to UCLA
	4-1	10/14	16	Beat OSU
	5-1	10/21	15	Beat Cal
	6-1	10/28	14	Lost to #18 USC
	6-2	11/4	17	Beat WSU
	7-2	11/11	14	Idle
	7-2	11/18	14	Beat #4 ASU
	8-2	11/25	12	Lost to Stanford-n
	8-3	12/2	16	Beat UNC
	9-3	Final	11	--
1989	0-0	Pre	18	Beat Stanford
	1-0	9/5	20	Lost to T.Tech
				Unranked beat #6 Okla
	2-1	9/19	23	Beat Washington
	3-1	9/26	17	Lost to Oregon
				Unranked beat #22 UCLA
	4-2	10/17	22	Beat #15 WSU
	5-2	10/24	17	Beat Pacific
	6-2	10/31	15	Lost to California
	6-3	11/7	25	Lost to #9 USC
	8-4	Final	25	--
1990	1-0	9/11	20	Beat UNM
	2-0	9/18	18	Beat Oregon
	3-0	9/25	16	Lost to California
	3-1	10/2	25	Beat UCLA
	4-1	10/9	21	Lost to OSU
				Unranked beat #15 USC
	5-2	10/23	23	Beat WSU
	6-2	10/30	23	Lost to #5 UW
1992	(Lost at #1 Miami, beat #11 UCLA, beat #8 Stan):			
	3-2-1	10/20	21	Beat California
	4-2-1	10/27	17	Beat NMSU
	5-2-1	11/3	12	Beat #1 Washington
	6-2-1	11/10	9	Lost to #18 USC
	6-3-1	11/17	16	Lost to ASU
	6-4-1	11/24	23	Idle
	6-4-1	12/1	22	Idle
	6-4-1	12/8	22	Idle
1993	0-0	Pre	14	Idle
	0-0	8/31	13	Beat UTEP
	1-0	9/7	13	Beat UOP
	2-0	9/14	15	Beat Illinois
	3-0	9/21	15	Beat OSU
	4-0	9/28	12	Beat USC
	5-0	10/5	12	Idle
	5-0	10/12	11	Beat Stanford
	6-0	10/19	7	Beat WSU
	7-0	10/26	7	Lost to #15 UCLA
	7-1	11/2	14	Beat Oregon
	8-1	11/9	13	Lost to California
	8-2	11/16	19	Idle
	8-2	11/23	19	Beat ASU
	9-2	11/30	17	Idle
	9-2	12/7	16	Beat #10 Miami
	10-2	Final	10	--
1994	0-0	Pre	7	Idle
	0-0	8/31	7	Beat Ga. Tech
	1-0	9/6	9	Beat NMSU
	2-0	9/13	8	Idle
	2-0	9/20	8	Beat Stanford
	3-0	9/27	6	Beat OSU
	4-0	10/4	6	Lost to #23 CSU
	4-1	10/11	14	Beat #20 WSU
	5-1	10/18	14	Beat UCLA
	6-1	10/25	11	Lost to Oregon
	6-2	11/1	18	Beat Cal
	7-2	11/8	13	Lost to #17 USC
	7-3	11/15	19	Idle
	7-3	11/22	16	Beat ASU
	8-3	11/29	15	Idle
	8-3	12/6	15	Lost #14 Utah
	8-4	Final	20	--
1995	0-0	Pre	19	Idle
	0-0	8/29	19	Beat Pacific
	1-0	9/5	17	Beat Ga. Tech
	2-0	9/12	17	Lost to Illinois
	2-1	9/19	25	Lost to #5 USC
1998	0-0	Pre	24	Beat Hawaii
	1-0	9/7	21	Beat Stanford
	2-0	9/14	16	Beat Iowa
	3-0	9/21	16	Beat SDSU
	4-0	9/28	14	Beat #20 UW

2010 Arizona Football

5-0	10/5	10	Lost to #5 UCLA
5-1	10/12	16	Beat OSU
6-1	10/19	14	Beat La-Monroe.
7-1	10/26	13	Beat #12 Oregon
8-1	11/2	10	Beat WSU
9-1	11/9	9	Beat California
10-1	11/16	8	Idle
10-1	11/23	7	Beat ASU
11-1	11/30	6	Idle
11-1	12/7	5	Beat #9 Nebraska
12-1	Final	4	--
1999 0-0	Pre	4	Lost to #3 Penn St.
0-1	8/30	15	Beat TCU
1-1	9/6	19	Beat MTennSt
2-1	9/12	19	Lost to Stanford
2000			(beat #22 USC:
4-1	10/8	22	Beat WSU
5-1	10/15	21	Lost to #7 Oregon
5-2	10/22	24	Lost to UCLA
2009 4-2	10/25	23	Beat UCLA
5-2	11/1	21	Beat WSU
6-2	11/8	18	Lost to Cal
8-4	12/6	22	Lost to #20 Nebraska

Arizona All-Time Against Associated Press-Ranked Teams (38-91-1)

Date	W/L	Score	Opponent (UA's AP ranking)
Oct. 28, 1967	L	7-42	#10 Indiana
Nov. 30, 1968	L	7-30	#20 Arizona State (#19)
Dec. 28, 1968	L	10-34	vs. #18 Auburn, El Paso (TV)
(Nov. 15, 1969	W	17-16	Utah #20 UPI)
Sept. 19, 1970	L	9-20	at #8 Michigan
Oct. 31, 1970	L	20-23	#7 Air Force
Dec. 5, 1970	L	6-10	#9 Arizona State (TV)
Nov. 2, 1971	L	0-31	at #9 Arizona State
Oct. 7, 1972	L	31-42	at #14 UCLA
Nov. 25, 1972	L	21-38	#18 Arizona State
Nov. 24, 1973	L	19-55	at #13 Arizona State
Oct. 19, 1974	L	8-17	at #17 Texas Tech (#9)
Nov. 8, 1975	W	31-24	at #13 San Diego State (#15)
Nov. 29, 1975	L	21-24	at #8 Arizona State
Sept. 18, 1976	L	9-37	at #5 UCLA
Oct. 23, 1976	L	27-52	at #8 Texas Tech
Oct. 8, 1977	L	26-32	#17 Texas Tech
Oct. 29, 1977	L	14-34	at #17 Brigham Young
Nov. 26, 1977	L	7-23	at #19 ASU (TV)
Oct. 7, 1978	L	17-21	at #3 Michigan
Oct. 27, 1978	L	14-24	at #10 UCLA
Nov. 4, 1978	L	21-31	at #20 Washington
Nov. 3, 1979	L	7-34	at #3 USC
Dec. 25, 1979	L	10-16	vs. #10 Pittsburgh (TV), Tempe
Oct. 11, 1980	L	10-27	#2 USC
Oct. 25, 1980	L	3-20	#2 Notre Dame
Nov. 1, 1980	W	23-17	#2 UCLA
Sept. 12, 1981	L	18-35	#12 UCLA
Oct. 10, 1981	W	13-10	at #1 USC
Oct. 24, 1981	L	19-34	#16 Wash. State
Nov. 28, 1981	L	13-24	at #18 Arizona State
Sept. 18, 1982	L	13-23	#1 Washington
Oct. 9, 1982	T	24-24	at #8 UCLA
Oct. 16, 1982	W	16-13	at #9 Notre Dame
Nov. 13, 1982	L	41-48	#16 USC
Nov. 27, 1982	W	28-18	#6 Arizona State
Nov. 5, 1983	L	22-23	#20 Washington
Sept. 22, 1984	L	26-27	at #12 Louisiana State
Oct. 6, 1984	W	28-14	#19 Oregon
Oct. 20, 1984	L	14-17	at #14 USC
Oct. 27, 1984	L	12-28	at #1 Washington
Oct. 5, 1985	W	28-6	#6 Southern Methodist
Nov. 23	W	16-13	at #20 (coaches) ASU
Nov. 9, 1985	L	19-24	#14 UCLA
Nov. 1, 1986	L	13-20	#18 USC (#14)
Nov. 22, 1986	W	34-17	#4 Arizona State (TV) (#14)
Sept. 26, 1987	L	24-34	at #13 UCLA
Sept. 17, 1988	L	10-28	at #4 Oklahoma
Oct. 1, 1988	L	15-38	#3 Southern Cal (TV)
Oct. 15, 1988	W	45-28	#20 Wash.St. (TV)
Oct. 22, 1988	L	3-24	#1 UCLA (TV)
Sept. 16, 1989	W	6-3	#6 Oklahoma
Sept. 23, 1989	W	20-17	#11 Washington (TV) (#23)
Oct. 14, 1989	W	42-7	#22 UCLA (TV)
Oct. 21, 1989	W	23-21	at #15 Wash.State (#22)
Nov.11, 1989	L	3-24	#9 Southern Cal (TV) (#25)

Sept. 22, 1990	W	22-17	#23 (coaches) Ore (#18)
Oct. 20, 1990	W	35-26	at #15 USC (TV)
Nov. 3, 1990	L	10-54	at #5 Washington (TV) (#23)
Sept. 7, 1991	L	14-38	at #2 Ohio State (TV)
Sept. 21, 1991	L	21-23	#24 California (TV)
Oct. 5, 1991	L	0-54	at #3 Washington (TV)
Oct. 26, 1991	L	9-36	#2 Miami, Fla.
Sept. 26, 1992	L	7-8	at #1 Miami
Oct. 3, 1992	W	23-3	#11 UCLA (TV)
Oct. 17, 1992	W	21-6	at #8 Stanford
Nov. 7, 1992	W	16-3	#1 Washington (TV) (#12)
Nov. 14, 1992	L	7-14	at #18 USC (TV) (#9)
Oct. 23, 1993	W	9-6	#25 WSU (TV) (#7)
Oct. 30, 1993	L	17-37	at #15 UCLA (TV) (#7)
Jan. 1, 1994	W	29-0	vs. #10 Miami (TV) (#16)Tempe
Oct. 8, 1994	L	16-21	#23 Colorado State (#6)
Oct. 15, 1994	W	10-7	at #20 Wash.St. (TV) (#14)
Nov. 12, 1994	L	28-45	at #17 USC (TV) (#13)
Dec. 27, 1994	L	13-16	vs. #14 Utah (TV)(#15)Anaheim
Sept. 23, 1996	L	10-31	#5 Southern Cal (TV)
Sept. 21, 1996	L	17-31	at #24 Washington (TV)
Nov. 23, 1996	L	14-56	#4Arizona State (FSN)
Sept. 20, 1997	L	20-26	at #9 Ohio State (TV)
Sept. 27, 1997	L	27-40	at #24 UCLA (TV)
Oct. 11, 1997	W	28-22	#16 Stanford (TV)
Oct. 18, 1997	L	28-58	#10 Washington (TV)
Oct. 25, 1997	L	34-35	#10 Wash. St. (TV) OT
Nov. 28, 1997	W	28-16	#12 Ariz. State (TV)
Oct. 3, 1998	W	31-28	at #20 Washington (FSN) (#14)
Oct. 10, 1998	L	28-52	#5 UCLA (Fox Sports) (#10)
Oct. 31, 1998	W	38-3	#12 Oregon (FSN synd.) (#13)
Dec. 30, 1998	W	23-20	vs. #9 Nebraska (ESPN) (#5)
Aug. 28, 1999	L	7-41	at #3 Penn State (ABC) (#4)
Oct. 9, 1999	W	31-24	#22 Southern Cal (ABC)
Sept. 9, 2000	L	17-27	#18 Ohio State (FSN)
Oct. 7, 2000	W	31-15	at #22 Southern Cal (ABC)
Oct. 21, 2000	L	10-14	at #7 Oregon (FSN) (#21)
Nov. 4, 2000	L	32-35	at #8 Washington (ABC)
Nov. 11, 2000	L	9-33	#10 Oregon State (FSN)
Oct. 6, 2001	L	28-63	#8 *Oregon (FSN)
Oct. 20, 2001	L	28-31	at #15 Washington (FSNSyn)
Sept. 21, 2002	L	10-31	at #22 Wisconsin (ESPN2)
Oct. 5, 2002	L	14-31	#8 Oregon (FSN)
Oct. 12, 2002	L	28-32	at #22 Washington (FSNA)
Oct. 26, 2002	L	13-21	#9 Washington State (FSN)
Sept. 6, 2003	L	13-59	#13 LSU (TBS national)
Sept. 20, 2003	L	7-59	at #25 Purdue
Sept. 27, 2003	L OT	10-13	#19 TCU (FSNA-KWBA)
Oct. 4, 2003	L	7-30	at #14 Wash State (FSNA)
Nov. 15, 2003	L	0-45	#2 USC (TBS national)
Sept. 11, 2004	L	6-23	#17 Utah (FSNAZ)
Sept. 18, 2004	L	7-9	#20 Wisconsin (FSN)
Oct. 23, 2004	L	0-38	#7 California
Nov. 13, 2004	L	9-49	at #1 USC
Nov. 26, 2004	W	34-27	#18 Arizona State
Sept. 17, 2005	L	24-31	#12 Purdue
Oct. 1, 2005	L	0-28	at #12 California (TBS)
Oct. 8, 2005	L	21-42	at #1 USC (FSN)
Oct. 22, 2005	L	21-28	#15 Oregon
Nov. 5, 2005	W	52-14	# 7 UCLA (FSNW2)
Sept. 9, 2006	L	3-45	at #8 LSU (ESPN2)
Sept. 23, 2006	L	3-20	#3 USC (ABC)
Nov. 4, 2006	W	27-17	at #25 Washington State
Nov. 11, 2006	W	24-20	#8 California (ABC)
Sept. 22, 2007	L	27-45	at #8 Cal (Versus)
Oct. 13, 2007	L	13-20	at #10 USC (ABC)
Nov. 15, 2007	W	34-24	#2 Oregon (ESPN)
Dec. 1, 2007	L	17-20	at #13 ASU (ESPN2)
Oct. 18, 2008	W	42-27	#25 California (FSNA)
Oct. 25, 2008	L	10-17	#6 USC (FSN)
Nov. 22, 2008	L	17-19	#22 Oregon State (Versus)
Dec. 20, 2008	W	31-21	vs.#17 BYU (ESPN), Las Vegas
Nov. 21, 2009	L	41-44	#11 Oregon (ABC) 2OT
Dec. 5, 2009	W	21-17	at #20 USC (ABC)
Dec. 30, 2009	L	0-33	vs. #20 Nebraska (TV)(#22) San Diego

Arizona Football Traditions

Here is a sampling of some of the University of Arizona's top athletics traditions.

“Bear Down”

The University of Arizona's most memorable athletic tradition is the slogan “Bear Down,” given to the Wildcat teams by John “Button” Salmon, student body president and varsity athlete, shortly before he died in 1926 following an auto accident. Button Salmon's last message to his teammates, spoken to J.F. “Pop” McKale, coach and athletic director, was, “Tell them... tell the team to bear down.” A memorial to Salmon was erected in 1986 and is the centerpiece of Bear Down Plaza outside the southwest corner of McKale Center. Students painted the slogan on the roof of University Gymnasium shortly after Salmon's death, and it has since been known as Bear Down Gym. UA's fight song, “Bear Down, Arizona,” was written by former UA marching band director Jack Lee and is a part of every major UA sports event. A highway memorial to the Bear Down tradition was dedicated in spring 2008 at Florence, Ariz., near the spot where Salmon was tragically injured.

“They Fought Like Wildcats”

In 1914, a student correspondent for the Los Angeles Times, covering the Arizona-Occidental football game at Occidental, penned: “The Arizona men showed the fight of wildcats.” After reading the dispatch of the game back in Tucson, the student body quickly supported a move to call all Arizona athletic teams the “Wildcats” instead of the “Varsity.” The writer, the late Bill Henry, who later became a renowned Times columnist and war correspondent, was honored as the “Father of the Arizona Wildcats” at the 50th Homecoming in 1964.

Cardinal & Navy

Until the University fielded its first football team in 1899, the school colors were sage green and silver. However, the student manager at the time, Quintus J. Anderson, was able to strike a particularly good deal with a local merchant for game sweaters of solid blue with red trim. He then wrote a request that the colors be adopted. His suggestion was approved, and it's been Cardinal Red and Navy Blue ever since for Arizona uniforms.

Territorial Cup

In summer 2001, officials at Arizona and Arizona State received NCAA Division I-A designation for the 1899 Territorial Cup as the oldest trophy for a rivalry game in America. The annual Arizona-Arizona State winner obtains possession of the Cup for its hall of fame, a replica goes to the winning school's president's office, and two later trophies used over the years in the hard-fought rivalry are awarded to the winning coach and the Most Valuable Player. On Thanksgiving Day in 1899, then Arizona Territorial Normal School defeated Arizona 11-2 in front of a reported 300 fans, and the Cup had its first curator. But over the years, the silver-plated antique prize was misplaced and supplanted by various other awards for the Big Game -- the Governor's Trophy (1953-1979), a ‘Victory’ sculpture by artist Ben Goo, and a Saguaro Trophy, among others. To ensure the safety of the original trophy, the actual Territorial Cup will be moved from one school to the other only under escort and the supervision of gloved archivists. The Ben Goo Trophy, awarded from 1979 to 1998 as the game trophy, become the Bob Moran Most Valuable Player award in 2008, selected each year by covering media, in honor of the rivalry's late sportswriter. The Saguaro Trophy, a smaller bronze piece commissioned from artist Dora Perry in 1998, goes to the winning coach in the series. The games themselves have always been a matter of pride more than hardware for the oldest intercollegiate rivalry trophy game in America with a century-old silver award.

“A” Mountain

Situated on Sentinel Peak (elevation 2,885 ft.) west of the city, the 160-foot high by 70-foot wide rock and mortar block “A” was constructed by UA students between Nov. 13, 1915 and March 4, 1916, in commemoration of Arizona's 7-3 upset football victory at Pomona in October 1915. For decades, freshmen students whitewashed the “A” in weekend ceremonies around the first day of school each fall. Currently the ‘A’ sports coats of red, white and blue paint.

2010 Arizona Football

Arizona Bowl Game History

UA in the Bowls (6-8-1)

1921	Christmas Classic, San Diego	Centre (Ky.) 38, Arizona 0
1949	Salad Bowl, Phoenix	Drake 14, Arizona 13
1969	Sun Bowl, El Paso	Auburn 34, Arizona 10
1979	Fiesta Bowl, Tempe	Pittsburgh 16, Arizona 10
1985	Sun Bowl, El Paso	Arizona 13, Georgia 13
1986	Aloha Bowl, Honolulu	Arizona 30, North Carolina 21
1989	Copper Bowl, Tucson	Arizona 17, N.C. State 10
1990	Eagle Aloha Bowl, Honolulu	Syracuse 28, Arizona 0
1992	John Hancock Bowl, El Paso	Baylor 20, Arizona 15
1993	IBM OS/2 Fiesta Bowl, Tempe	Arizona 29, Miami 0
1994	Freedom Bowl, Anaheim	Utah 16, Arizona 13
1997	Insight.com Bowl, Tucson	Arizona 20, New Mexico 14
1998	Culligan Holiday Bowl, San Diego	Arizona 23, Nebraska 20
2008	Pioneer Las Vegas Bowl, Las Vegas	Arizona 31, BYU 21
2009	Pacific Life Holiday Bowl, San Diego	Nebraska 33, Arizona 0

1921 East-West Christmas Classic - Centre (Ky.) 38, Arizona 0

SAN DIEGO, Calif.—A dominating squad from Centre (Ky.) College splashed to a 38-0 victory over Arizona in front of several thousand rain-soaked fans, spoiling Arizona's first-ever bowl game appearance.

The Praying Colonels held the Cats to zero first downs in the first half, and Arizona was unable to maintain a good drive throughout the game.

Centre's Red Roberts, one of Walter Camp's first All-America ends, scored the first touchdown five minutes into the match. Later, All-American Alvin (Bo) McMillin went over the right tackle for another score. Centre led 18-0 at the half.

The second half was much the same, as Centre dominated every phase. Just as Arizona was mounting a drive late in the third stanza, an interception ended Western hopes, and the Wildcat defense was unable to halt the potent Eastern attack. Centre's Herb Covington scored on a punt return and a sweep to seal the victory.

1949 Salad Bowl - Drake 14, Arizona 13

PHOENIX, Ariz.—Arizona couldn't overcome crucial mistakes, and the Drake Bulldogs triumphed, 14-13, before a crowd of 14,000 in nostalgia-filled Montgomery stadium.

The feisty Midwesterners were outgained by coach Miles Casteel's troops, 355 yards to 206, but the Cats had two fumbles and an interception that ended any hope for a victory. Drake built a 14-7 halftime lead on the strength of Frank Metzger's 1-yard run and Floyd Miller's interception of Ed Wolgast for a 20-yard score. The Cats got on the board with a 15-yard Wolgast rollout.

Arizona roared back in the second half, as running back Charlie Hall romped 79 yards with the third quarter kickoff. The Cats failed to score on their first thrust after the thrilling return, but after an exchange of punts, the durable Wolgast tallied his second touchdown.

Drake carried the luck on this afternoon. Arizona's Wrinfred Tackett, one of the Border-Conference's top extra-point kickers, booted the pigskin against the left upright, the ball bounced away from the goal posts, and Drake escaped with a one-point margin.

Wolgast finished the day with 133 yards rushing, eight yards more than Drake's team total.

1968 Sun Bowl - Auburn 34, Arizona 10

EL PASO, Texas—Arizona battled Auburn on even terms for one half, but within a period of seven minutes in the second half, the Tigers scored 24 points to crush the Wildcats, 34-10, before 32,302 weather-beaten fans and a national television audience in the 34th annual Sun Bowl.

Auburn had taken the lead, 10-0, on a John Riley 52-yard field goal, tying a Sun Bowl record, and a 65-yard touchdown pass from All-SEC quarterback Loran Carter to Mickey Zofko. But the Cats were fit to be tied as Steve Hurlley booted a 37-yarder after both teams exchanged turnovers. Arizona held Auburn on fourth down with under two minutes left in the half, and Arizona's Bruce Lee went to work. Two first-down pass completions set up a 12-yard toss to Hal Arnason in the end zone, tying the score 10-10 at the half.

In the third quarter, Auburn took the lead and didn't look back as Tommy Taylor scampered nine yards to put the Tigers up 17-10. Then Buddy McClinton intercepted Lee for the third time in the game and raced 32 yards to score. Auburn's next possession produced a dazzling Carter to Tim Christian 42-yard touchdown pass. Riley then kicked a 41-yard field goal to secure the victory with 11:14 left.

Auburn's Buddy McClinton was voted MVP of the game, and All-America tackle Dave Campbell was honored as the outstanding lineman.

1979 Fiesta Bowl - Pittsburgh 16, Arizona 10

TEMPE, Ariz.—The 10th-ranked Pittsburgh Panthers survived a late rally and hung on to defeat Arizona, 16-10, in the 1979 Fiesta Bowl.

A national television audience was able to watch superb defensive play on both sides. Arizona's defense held Pitt to 299 yards, while the offense dented the Panther's nationally-ranked defense for 317 yards.

Pitt led 6-0 at halftime on the strength of 46-and 36-yard field goals by the game's most valuable offensive player, Mark Schubert. Arizona moved the ball well, but couldn't get the one big play it needed. The Cats drove to Pitt's 37, 26 and 22, but came up empty each time.

The Cats' trouble came on key plays. Midway through the first period, they were stopped on fourth-and-two at the Pitt 21. Arizona managed to get on the board late in the third period on a 38-yard field goal by Brett Weber, but Pitt answered with a touchdown to expand its lead to 13-3.

The Panthers appeared to have wrapped up the game when Schubert kicked his third field goal of the day with 8:02 left. But the Cats reached into their bag of tricks to get back in the game. From the Pitt 47, fullback Hubie Oliver took a pitch and launched a pass down field to Greg Jackson who caught it at the Panther one. Oliver scored on the next play.

The outcome was in doubt until Terry White picked off a Jim Krohn pass with :58 remaining. Arizona's David Liggins was voted the game's most valuable defensive player on the strength of two key interceptions of Dan Marino passes to thwart Panther drives.

1985 Sun Bowl - Arizona 13, Georgia 13

EL PASO, Texas—Arizona and Georgia each failed on late field goal attempts leaving the teams tied, 13-13, and the record Sun Bowl crowd of 52,203 going home with an empty feeling.

The teams battled on even terms for a half with Georgia's Steve Crumley booting a 37-yard field goal and Arizona's Max Zendejas adding a 22-yarder after an apparent Arizona touchdown was nullified by penalty.

The third quarter belonged to coach Larry Smith's troops, who drove 34 yards with the second-half kickoff before Zendejas nailed a 52-yard field goal. The Wildcats expanded the margin to 13-3 with 3:30 left to play in the stanza, as Martin Rudolph picked off a James Jackson pass and bolted 35 yards for a touchdown.

Georgia took the ensuing kickoff and drove to the Arizona 28, where Davis Jacobs kicked a 45-yarder to begin the Bulldog rally. Two plays later, James DeBow fumbled, and Georgia's Tony Flack recovered to set up Lars Tate's game-tying 2-yard run. Jacobs missed a 44-yarder with 1:14 to play. The Cats then used a 25-yard David Adams run to give Zendejas a 39-yard try with :10 remaining. However, his attempt was wide-right and short.

Zendejas and Georgia center Peter Anderson won outstanding player honors. Arizona finished the season at 8-3-1, while Georgia wound up 7-3-2.

1986 Aloha Bowl - Arizona 30, North Carolina 21

HONOLULU, Hawaii—Arizona capitalized on big defensive plays to coast to its first-ever post-season victory, 30-21, over North Carolina. All-America free safety Chuck Cecil was the ring-leader of the Cat defense that forced five fumbles with bone-jarring hits.

The Arizona offense showed spark as well. David Adams closed his sterling career with 81 yards rushing and a touchdown and three catches for 77 yards. Offensive MVP Alfred Jenkins finished 12-of-28 passing for 187 yards and a score.

But it was coach Larry Smith's defense which made the big plays to set up points. A Jim Birmingham fumble recovery led to a 31-yard Gary Coston field goal to begin the attack. Later, Boomer Gibson partially blocked a punt, and the Cats put seven more on the board with an Adams one-yard scamper. Danny Lockett's sack of Mark Maye caused a fumble, and the Cats cashed in with another Coston three-pointer for a 13-0 halftime lead.

It was more of the same in the third quarter. Arizona's Jeff Valder booted a 52-yard field goal to set an Aloha Bowl record. Then Cecil clobbered Jonathan Hall, and Jerry Beasley recovered the subsequent fumble at the Tar Heel 30. Jenkins found Jon Horton from 13 yards out for the quick score. Another Tar Heel fumble led to Greathouse's five-yard scoring run, and the Cats were in control.

1989 Copper Bowl - Arizona 17, North Carolina State 10

TUCSON, Ariz.—Arizona cashed in on big plays to defeat North Carolina State, 17-10, before an Arizona Stadium crowd of 37,237 in the inaugural Copper Bowl. The Wildcats were dominated statistically, 310 yards to 130 yards including a season-low 50 yards on the turf. However, two unlikely heroes, Olatide Ogunfidiimi and Scott Geyer, made the big plays to pull out the victory.

In the first stanza, neither team could sustain drives, but the Cats got on the board first as Ronald Veal found a double-covered Ogunfidiimi 37 yards down field for a 7-0 advantage. The second quarter proved more magical as Geyer, the Defensive MVP, intercepted Shane Montgomery and raced 85 yards for a score.

But the Wolfpack had a magic wand of their own as Montgomery, the Offensive MVP, capped a 56-yard, nine-play drive with a four-yard touchdown toss to fullback Todd Varn to cut the lead, 14-7. The half ended with a Gary Coston 34-yard field goal. Score: 17-7.

The second half included a Damon Hartman 43-yarder to inch the Pack closer, 17-10. However the New Year brought a little luck to the Cats, as Montgomery just missed a diving Chris Williams over the middle for the possible tying touchdown with 1:02 left.

Arizona Dick Tomey notched a victory in his first-ever bowl game in 13 years as a head coach. The Wildcats finished 8-4 on the season, and the Wolfpack closed at 7-5.

1990 Eagle Aloha Bowl - Syracuse 28, Arizona 0

HONOLULU, Hawaii—Marvin Graves ran for two touchdowns and passed for another score as Syracuse embarrassed Arizona, 28-0, in the ninth Eagle Aloha Bowl game in rain-drenched Aloha Stadium.

Graves scored on a pair of 5-yard runs and threw 47 yards to Terry Richardson and 6 yards to Chris Gedney as the Orangemen ran their record to 7-4-2. Arizona fell to 7-5. The shutout snapped Arizona's 214-game scoring streak, the second longest scoring streak in NCAA history. The last time the Cats were shut out was a 31-0 defeat by Arizona State in 1971.

The Orangemen drove 65 yards in 13 plays following the opening kickoff with Graves scoring on a quarterback draw from the five with 8:35 left in the first quarter.

Syracuse made it 14-0 with 2:22 remaining in the half as Richardson slipped behind the Cat pass defense for an easy 47-yard reception. Arizona tried to get back into the game in the third quarter, twice reaching the Orangemen 35-yard line. But both drives died, and Syracuse put the game away in the fourth quarter with two long marches.

Graves was selected as Syracuse's most valuable player, and cornerback Todd Burden, who had two interceptions and caused a fumble, was selected as Arizona's most valuable player. The week-long inclement weather put a damper on many activities and caused many ticket purchasers to stay at home. There were 32,217 tickets sold but only 14,185 attended the game.

1992 Hancock Bowl - Baylor 20, Arizona 15

EL PASO, Texas—Arizona's defense lived up to its billing on all but two plays; those spelled doom as Baylor's big scoring passes helped beat the Cats, 20-15, in the John Hancock Bowl.

UA, which unleashed a no-huddle, wide-open passing attack, opened scoring with a Steve McLaughlin first-quarter field goal and increased the lead to 10-0 with a 65-yard scoring drive capped by a George Malauulu quarterback draw for seven yards mid-way through the second quarter.

BU halfback Brandell Jackson hit Melvin Bonner for a 61-yard strike three minutes later, but Arizona answered with a 14-play drive to set up another McLaughlin field goal and take a 13-7 halftime lead.

The Bears, held to 47 yards rushing, went to the air and struck again with another Bonner TD catch for 69 yards from QB J.J. Joe. Shortly into the fourth period, the Bears capitalized on two Arizona fumbles in UA territory and cashed them in for two Terry Weir field goals and a 20-13 lead.

2010 Arizona Football

With time running out, Arizona held BU deep on fourth-and-eight, and punter Rhett Delaney took an intentional safety at 0:31. A Chuck Levy 27-yard kickoff return put the Cats in decent shape, and UA drove to the Baylor 28. Two passes from Malaulu into the end zone were incomplete although Heath Bray nearly snagged the game winner on the first try.

Baylor's big plays spoiled UA's edge in total offense.

1994 IBM OS/2 Fiesta Bowl - Arizona 29, Miami 0

TEMPE, Ariz.—Arizona's heralded "Desert Swarm" defense lived up to its name, and the Cats' offensive attack nearly named its own price as UA thumped No. 10 Miami, 29-0, in IBM OS/2 Fiesta Bowl XXIII.

The convincing victory was the bowl's only shutout in its 23-game history.

UA ran for 257 yards and one touchdown, passed for 152 yards and two touchdowns, had three Steve McLaughlin field goals and held Miami to 182 yards in total offense. The Wildcats' swarming defense limited the Canes to Fiesta Bowl record-lows of 22 rushes and 35 yards, plus picked off three Miami passes and sacked the quarterback four times.

Tailback Chuck Levy ran for 142 yards including a 68-yard scoring dash and earned Fiesta Bowl offensive MVP honors, while defensive end Tedy Bruschi recorded a sack and earned defensive MVP honors for UA.

UA jumped to a quick lead on its first possession, driving 75 yards with Dan White throwing a 13-yard TD pass to Troy Dickey. Arizona never looked back.

The Canes' total offense was the second-lowest in Fiesta Bowl history, and the Arizona margin of victory was the second-largest in bowl history. Arizona enjoyed a time of possession advantage of 37:20 to 22:40 for Miami, another bowl record. Miami's frustration was typified by its first possession, starting at its own 37-yard line. Three plays later the Canes punted on fourth-and-41 from their own 6-yard line.

The game gave UA its first 10-victory season in 90 years of football, and its strong showing earned the Cats a No. 9 final ranking in the coaches poll and No. 10 in the media poll.

1994 Freedom Bowl - Utah 16, Arizona 13

ANAHEIM, Calif.—Utah used a 72-yard kickoff return to set up the winning touchdown, as the Utes upset No. 14 Arizona in the 11th annual Freedom Bowl, 16-13. A crowd of 27,477 watched as the Cats used a stifling defense to hold Utah to only 75 yards of total offense.

Arizona quarterback Dan White connected with Ontiwaun Carter from 23 yards out to give the Cats the early lead. After a White fumble deep in Arizona territory, Utah running back Charlie Brown scampered in from six yards out to tie the score.

After a 44-yard field goal by Steve McLaughlin, the Cats had first-and-goal at the Utah 2-yard line, but two dropped passes by Tim Thomas and then Lamar Lovett in the end zone forced the Cats to kick a 20-yard field goal. Late in the fourth quarter with Arizona leading 13-7, and Matt Peyton having to punt from his own end zone, the Cats gambled and took a safety as Peyton stepped out of the back of the end zone.

On the ensuing kickoff, Cal Beck returned the ball to the Arizona 5-yard line. The Wildcat defense held the Utes on three straight downs to set up a fourth-and-goal. Quarterback Mike McCoy scrambled out of the pocket and was in the grasp of Chuck Osborne but managed to get the pass off and found Kevin Dyson in the corner of the end zone for the winning score. A final UA drive ended in an interception.

The Cats recorded six sacks on the day, three of them by Tedy Bruschi, who earned Defensive MVP honors. Chuck Osborne had two sacks, and Sean Harris led the team with nine tackles.

1997 Insight.com Bowl - Arizona 20, New Mexico 14

TUCSON, Ariz.—Four Wildcat interceptions helped seal a hard-fought victory for Arizona over New Mexico in the ninth Insight.com Bowl, 20-14, before a crowd of 49,385 in the Cats' home, Arizona Stadium.

UA ran over the Lobos, using a 209-yard running attack featuring the quicker Trung Canidate and the bruising style of Kelvin Eafon on 43 of the team's 81 plays. Canidate was named the game's Most Outstanding Offensive Player with 97 yards and a touchdown on 24 carries, while Eafon earned the game's Most Valuable Player award for his 75 yards and two touchdowns on 19 totes. Thirteen of his rushes came in the fourth quarter when Arizona used ball possession to turn back New Mexico efforts at a game-winning touchdown.

Arizona picked off four passes by UNM's Graham Leigh—one in the first quarter by cornerback Chris McAlister, two in the third quarter by backup corner Kelvin Hunter and strong safety Rashee Johnson, and one in the fourth stanza by cornerback Kelly Malveaux, who returned the ball 44 yards just as the Lobos were crossing midfield. It was Malveaux's first interception of the year. Arizona outside linebacker Jimmy Sprotte earned the bowl's Most Outstanding Defensive Player honor with nine tackles including four hits for losses of 12 yards. Inside linebacker Marcus Bell was the Cats' leading tackler with 10.

Arizona coach Dick Tomey gave fifth-year senior QB Brady Batten the start in the game. An injury early in the year cost him a shot at the every-day spot. He played all but the fourth quarter, when the nominal No. 1 guy for most of the year, Ortege Jenkins, came on.

1998 Culligan Holiday Bowl - Arizona 23, Nebraska 20

SAN DIEGO, Calif.—Arizona's defense held the storied Nebraska option rushing attack to 87 net yards, and the No. 5-ranked Wildcats cranked up some tough-guy rushing of their own to score 14 fourth-quarter points and beat the No. 14 Cornhuskers, 23-20, in the 21st annual Culligan Holiday Bowl.

The Cats secured the school's finest record in history and earned enough acclaim through their efforts in the game — the most watched of any college bowl game in ESPN history — to earn a final No. 4 ranking in both the Associated Press and USA Today/ESPN polls.

Unanimous All-America cornerback Chris McAlister cemented his reputation with an outstanding effort, intercepting two passes, one which turned the Huskers back on their final come-back try with less than four minutes remaining. He also had

a 78-yard reverse punt return called back because of a questionable blocking call against Derek Hall.

Arizona trailed 13-9 at the half, and both teams struggled through five possessions in the third quarter before UA's Dennis Northcutt gave the Cats some decent field position with a 16-yard punt return to start a 10-play scoring drive. Trung Canidate rushed five times for 37 yards in the span, and Keith Smith completed passes of five yards to Northcutt and Paul Shields and topped it off with a 15-yard strike to Brad Brennan for the score.

Nebraska answered, though, and reclaimed the lead at 20-16 with an eight-play, 88-yard drive, almost exclusively through the air.

With 10 minutes remaining, Smith opened UA's next drive with a seven-yard pass to Shields, then the Cats ran the ball eight straight times for the nine-play, 68-yard drive which netted the final score on a Kelvin Eafon one-yard plunge. Smith had runs of 20, eight and eight yards to set up the score.

UA halted the Huskers with McAlister's second pick and then later used enough clock with a first down to force Nebraska to get the ball back with 34 seconds remaining. One short completion and three incompletions, and the game was over.

Canidate ran for 101 yards on 22 carries. Smith, who completed 11-of-19 passing for 143 yards and ran for 25 more, was named Holiday Bowl Offensive MVP. UA's Mark McDonald, who was 8-17 in field goals during the regular season, was a big key with a perfect 3-for-3 day, including a career-long 48-yarder. NU outgained the Cats, but UA won the turnover battle and kicking game.

2008 Pioneer Las Vegas Bowl - Arizona 31, BYU 21

LAS VEGAS-- Arizona capped its best season in nine years with a solid effort against No. 17 Brigham Young, beating the Cougars 31-21 in the Pioneer Las Vegas Bowl on Dec. 20.

The Cats took the first lead, set up by a 71-yard pass from Willie Tuitama to Terrell Turner, added a Jason Bondzio 31-yard field goal a third of the way into the second quarter, and then struggled some in the rest of the first half. Tuitama fumbled a low snap on the first play of the second half and BYU took a 14-10 lead four minutes into the frame with the gift 27-yard drive.

After that, Arizona stalled once, missing a 3rd-and-1 opportunity, but turned right around for a defensive three-and-out against the Cougs and Mike Thomas' 11-yard punt return took the ball into BYU territory. Two plays later, Tuitama's 37-yard pass to Delashaun Dean struck home and the Cats were back in the lead.

The Cougs fought back with a 12-play, 39-yard drive, but missed a long field goal attempt. Tuitama hit successive passes of 19 and 17 yards, and after a five-yard gain by Nic Grigsby fired one down the seam to a streaking Chris Gronkowski for a 27-yard score, making it 24-14 at the end of the period.

Five minutes into the final period, Wildcat cornerback Marquis Hundley manned up and intercepted BYU's Max Hall in the end zone, taking it out to the UA 18 yard-line. Tuitama led a seven-play, 82-yard drive, sparked by a 27-yard run by Grigsby and a 23-yard pass to Turner, and then ran it in himself from six yards out for a 31-14 lead. Again the Cougars showed some of their 17th-ranked gumption, using eight Hall passes and two of his runs to get into the endzone quickly, and recovered an ensuing onside kick at the UA 48 yard-line.

Hall drove BYU 28 yards, but Mitch Payne's field goal attempt banged off the left upright with 2:07 left. The Cats ran the ball four times and then Tuitama scooted a three-yard pass to Mike Thomas on the final play of the game, giving the latter the Pac-10 career receiving record with his 259th reception as time expired.

On the field it was clear Arizona was the better team that night. The Cats held BYU to its second-lowest point total of the year, limited the nation's No. 7 passing offense to one touchdown throw, held the Cougs to two touchdowns under their scoring average and kept all-everything receiver Austin Collie (11-119) out of the end zone. Dean led UA with seven catches for 88 yards to help Tuitama complete 24 of 35 throws for 325 yards and the game's MVP award. Grigsby chipped in 87 tough rushing yards and a score. Linebacker Xavier Kelley led UA with 15 tackles, a career high at the right time.

2009 Pacific Life Holiday Bowl - Nebraska 33, Arizona 0

SAN DIEGO—No. 20 Nebraska showed it was more than two ranking spots ahead of No. 22 Arizona by throttling the Wildcats, 33-0, in the Holiday Bowl.

After developing a reputation for high-scoring games and crazy finishes, the bowl got the first shutout in its 32-year history. Zac Lee threw a 74-yard touchdown pass to Niles Paul in the third quarter to highlight the win, but it was only one moment in a dominating effort.

The coaches expected a defensive game, and the Huskers delivered, earning their first shutout in 46 bowl appearances, plus held UA to 109 net yards. Arizona quarterback Nick Foles was harassed all night and had one of his toughest outings of the year, finishing with nine completions in 30 attempts, for a miniscule 48 yards.

The Wildcats had the ball fourth-and-3 at the Nebraska 8-yard line with 1:41 to go, and eschewed a field goal, with safety P.J. Smith batting down Foles' pass to preserve the shutout. Nebraska free safety Matt O'Hanlon intercepted Foles on the third play from scrimmage and returned it 37 yards to the Arizona 5. Lee scored on a 4-yard run two plays later. It was the fastest score in Holiday Bowl history, coming just 75 seconds in.

Nebraska (10-4) got its first 10-win season since 2003. Nebraska's Alex Henery set a Holiday Bowl record with four field goals, from 47, 50, 41 and 22 yards. Arizona finished 8-5. NU coach Bo Pelini earned bragging rights in Youngstown, Ohio, where he and UA coach Mike Stoops grew up and played at Cardinal Mooney High.

2010 Arizona Football

Arizona Sports Hall of Fame

The University of Arizona Sports Hall of Fame was established in 1976 with a charter class of 22 and since has grown to accord more than 250 individuals, teams and relays the highest honor given in UA athletics. Of those, some 70 have UA football in their resumes.

Alphabetical HOF Roster

(FB lettermen in bold; induction year following each member)

Jon Thaddeus Abbott, 1979
Abdi Abdirahman, 2004
Chrissy Ahmann, 1997
Leah O'Brien Amico, 2002
Pam Tryon Ambrosio, 2002
Malachi Andrews, 1979
Mark Arneson, 1976
Pat Arnold, 1976
Marisa Baena, 2004
Betty Barber, 1997
Adia Barnes, 2003
Ricky Barnes, 2008
Lauren Bauer, 2006
Anna Basaldua, 1998
Michael Bates, 1999
Amanda Beard, 2008
Mari Bailey Bell, 1980
Theopolis (T) Bell, 1979
David Berganio, 1998
Lindsey Berryman, 2008
Mike Bibby, 2006
John Black, 1979
Teddy Bland, 1980
Leon Blevins, 1985
Beth Botsford, 2008
Tony Bouie, 2000
Leah Braatz, 2003
David Breen, 1993
J.C. Broughton, 1999
Ed Brown, 1997
Mary Kay Brown, 1993
Dale E. Brumit, 1980
Laurie Brunet, 1983
Tedy Bruschi, 2000
Dana Burkholder, 2007
Ken Cardella, 1994
Marie Nicholson Carter, 1985
Edward J. Caruthers, 1976
Chad Carvin, 2001
Chuck Cecil, 1993
Paul Chamberlain, 1996
Kelly Chaplin, 1993
Tara Chaplin, 2007
Amy Chellevoid, 2000
Brian A. Cheney, 1980
Teresa Cherry, 1993
Marguerite Chesney, 1976
Alix Creek Chesno, 2000
Dick Clausen, 1998
Wes Clements, 1986
Carl W. Cooper, 1979
Lorraine Costanzo, 1991
Candy Costie-Burke, 1990
Martha Thomas Coutchie, 1990
Jennifer Dalton (Hill), 2001
Jenna Daniels, 2005
Michael D. Dawson, 1978
Marc Davis, 1997
Debby Day, 1997
Rick Demont, 1999
Cedric Dempsey, 1994
Bill Dent, 1991

George Di Carlo, 1990
Maxine McCain Dick, 1977
Waldo M. Dicus, 1978
James D. Donarski, 1992
Larry Dunn, 1987
Allan Durden, 1991
James Elliott Dunseath, 1978
Andrea Neary Dutoit, 2006
Bob Elliott, 1982
Sean Elliott, 1994
Matt Encinas, 1995
Fred A. Enke, 1976
Fred W. Enke, 1976
Scott Erickson, 1998
Byron Evans, 1992
Nancy Evans, 2003
Rand Evett, 2005
Claire Febvay, 2010
Irma Ficzeri, 1981
John Fina, 2002
Jennie Finch, 2007
Albert Fleming Jr., 1978
John Fouse, 1995
Stacey Fowlkes, 1998
Terry Francona, 1985
Jim Furyk, 1997
Dale Frederick, 2000
Robert Gamez, 1995
Jason Gardner, 2008
Carla Garrett, 1996
Jeanne Doyle Garrett, 1995
Jim Gault, 2003
Martin Gentry, 1978
George Genung, 1997
F.T. (Limey) Gibbings, 1977
Ina Gittings, 1976
Matt Giusto, 1993
Brianna Glenn, 2007
John Glenn, 2004
Russ Gragg, 2004
Jason Wilbur Greer, 2006
Tom C. Greenfield, 1980
Rollin T. Gridley, 1982
Richard Griesser, 2003
Natalie Gulbis, 2010
Kristi Gunning, 2006
Walter "Chip" Hale, 1994
Alan Hall, 1996
Joan Hansen, 1987
Joy Hansen, 1989
Bill Hargis, 1988
Ronald W. Hassey, 1981
Burrell R. Hatcher, 1986
Paul Hatcher, 1993
James H. Hearon, 1987
Jamie Heggen, 1998
Ronald C. Henderson, 1981
Gilbert Heredia, 1994
Joe Hernandez, 1978
Bruce A. Hill, 1981
Mary Hines, 1987
Thomas "Shanty" Hogan, '95
Mary Cunningham Hoover, 2008
Gayle P. Hopkins, 1976
Heidi Hornbeek, 2005
Derek Huff, 1994
Tanya Hughes, 1999
Ricky C. Hunley, 1989
Thom Hunt, 1986
Marty Hurd, 2008
Marie Jacks, 1976
Bob Jackson, 2010
Pat Jackson, 2001
Trina Jackson, 2005
Richard Jefferson, 2010
Alison Johnson McCutcheon, 2004
Chris Johnson, 1985
Diane C. Johnson, 1987
R. Drue Johnson, 1990

Katrena Johnson, 1992
Roger E. Johnson, 1977
Scot Bryan Johnson, 1995
Vance Johnson, 1991
Karl Johnstone, 1983
Lovieanne Jung, 2008
Caren Kemner, 1992
Steve Kerr, 1993
Jerry Kindall, 1996
Martina Koch, 1995
Martin Keino, 2000
Denali Knapp Garcia, 2006
Lawrence Lee Kreigbaum, 1983
Kathleen Ann Krucker, 1994
Dr. Emil L. Larson, 1979
Donald Edward Lee, 1981
Craig Lefferts, 1985
Henry E. (Hank) Leiber, 1977
William J. Lenoir, 1977
Eddie Leon, 1976
C. Zaner (Zip) Leshner, 1982
Darryll Lewis, 1995
Leon Fred Levy, 1978
Leta Lindley, 1999
Amy Linnen, 2009
Warren Livingston, 1991
Kenny Lofton, 1995
Bill Lueck, 1984
Art Luppino, 1976
Elizabeth Ann (Beth) Lutz, 1981
Chris McAlister, 2003
Nancy MacBeth, 1991
Harold A. McClellan, 1980
Ernie McCray, 1988
James F. (Pop) McKale, 1976
Melissa McLinden, 1991
Vicky Maes, 2003
Herbert "Red" Mann, 2002
Robin Marks, 2002
Toni Mascarenas, 2006
Emily Mason, 2010
Omar Ojeda, 2008
Michelle Oldham, 2000
Julie Olson, 2004
Orville Scharff (Speedy) McPherson, 1981
Joe Magrane, 1992
Jane Martindell, 1996
Donna Mayhew, 1989
Steve McLaughlin, 2000
Eric Meeks, 1993
Harry Messick, 2006
Esko Mikkola, 2005
Milo Mileusnich, 1993
Chris Mills, 2000
Jody Miller Pruitt, 1998
Michelle Mitchell, 1988
Diane Monty, 1996
Anita Moss, 1989
Charles Mosse, 1993
Dave Murray, 2002
Robert Murray, 2003
Lou Myers, 1984
Chris Nallen, 2009
Bill Nelson, 1997
Patrick Nduwimana, 2006
Ryk Neethling, 2005
Walter R. Nielsen, 1976
Michael Earl Nolan, 1996
Dennis Northcutt, 2006
Ed Nymeyer, 1997
Lorena Ochoa, 2009
Hubert Oliver, 1985
Gerald A. (Tex) Oliver, 1980
Lute Olson, 2009
Helen Edwards Osbourne, '82
Glenn Parker, 2001
Susie Parra, 1999
Harold (Porque) Patten, 1984

Christian Pena, 1996
Martin Pepper, 2001
Seth Pepper, 1998
Mary Pilgrim, 1978
Leticia Pineda, 2004
Mariusz Podkoscielny, 1997
Dan Pohl, 1985
Don Pooley, 1984
W. Asa Porter, 1987
Joan McCormick Powell, 1994
Steve Powers, 1994
Ted Purdy, 2005
Aaron Ramirez, 1992
Hadie Redd, 1992
Khalid Reeves, 2001
Meg Ritchie, 1988
Lincoln A. Richmond, 1977
Randy Robbins, 1990
Mary Pavlich Roby, 1989
Harry Rudolph, 1998
Tracy Ruiz-Conforto, 1990
Robert P. Ruman, 1980
Gary Rushing, 1989
Warren Stanford Rustand, 1978
Rory Sabbatini, 2004
John Byrd Salmon, 1976
Clarence (Bud) Sample, '88
Frank Sancet, 1976
Roland Schoeman, 2007
Joan Scott, 1992
John P. Schaefer, 1997
Tim Shaw, 1994
Charles Shoemaker, 1991
Larry Silveira, 1993
Miles Simon, 2005
Chris Singleton, 1995
Joseph G. Skaisgir, 1977
Amy Skiersz, 2004
Brenda Sleenwenhoek, 1999
Alter Louis Slonaker, 1976
Bronco M. Smiland, 1980
J.T. Snow, 2009
Fred Snowden, 1988
Frank W. Soltys, 1988
Orton Craig Sorensen, 1999
Annika Sorenstam, 1999
Mike Springer, 1993
Julie Standerling, 1996
Henry R. Stanton, 1976
Damon Stoudamire, 2000
David W. Stegman, 1981
Jerry Stitt, 2007
Robert Svob, 1985
Albert Sye, 2001
Ashley Tappin, 2002
Carl L. Thomas, 1977
Edward Thomas, 1990
Robert Lee Thompson, 1979
Sara Tolar, 2007
Joe Tofflemire, 1994
Harold Tovrea, 1987
Charles S. Tribolet, 1978
John Tushaus, 1977
Morris K. (Mo) Udall, 1977
Elmer F. Vickers Jr., 1977
Patricia Vold, 1995
Ed Vosberg, 2000
Ruth Waithera-Nganga, 1990
Rob Waldrop, 1998
Jackie Wallace, 1983
Luke Walton, 2010
Laura Espinoza Watson, 2000
Edward A. Wilson, 1980
Edward Wolgast, 1989
Sidney Sterling Woods, 1978
George R. Young, 1976
Jim Young, 1996
Manny Zerman, 1998
Maximiano J. Zendejas, 1999

TEAM INDUCTEES

(National Champions, automatic induction)

1914 Football Team
1931 Polo Team
1976 Baseball Team
1979 Duet Synchro Swimming
1979 Trio Synchro Swimming
1979 Routine Synchro
1980 Synchronized Swimming
1980 Baseball Team
1981 Synchronized Swimming
1981 Duet Synchro Swimming
1981 Trio Synchro Swimming
1983 Synchro Team Routine
1984 Synchronized Swimming
1984 Trio Synchro Swimming
1985 Synchro Team Routine
1986 Baseball Team
1991 Softball Team
1992 Men's Golf Team
1993 Softball Team
1993 Men's 200 Medley Relay
1994 Softball Team
1996 Women's Golf Team
1996 Softball Team
1996 Women's 200 Free Relay
1997 Men's Basketball Team
1997 Softball Team
1997 Women's 200 Free Relay
1998 Women's 200 Free Relay
1998 Women's 800 Free Relay
1998 Women's 400 Free Relay
1999 Women's 400 Free Relay
2000 Women's 800 Free Relay
2000 Women's Softball Team
2001 Women's Softball Team
2002 Women's 800 Free Relay
2006 Women's Softball Team
2007 Women's Softball Team
2008 Men's Swimming Team
2008 Women's Swimming Team

Selection Process

The Hall of Fame induction committee meets annually to elect the incoming class from nominations submitted by anyone in the UA community. New inductees must receive two-thirds of a quorum of the committee's membership, which must be present at the meeting..

The latest class, to be honored in connection with Homecoming weekend Oct. 22-24 (Washington football game) include diver Claire Febvay, golfer Natalie Gulbis, swimmer Bob Jackson, basketball player Richard Jefferson, swimmer Emily Mason, basketball player Luke Walton and the 2002 women's 800 freestyle relay team (comprised of Jessica Hayes, Emily Mason, Sarah Tolar and Jenny Vanker).

2010 Arizona Football

Arizona Stadium



One of the finest playing facilities in the country, Arizona Stadium reflects the history and tradition of Arizona football and the overall growth of the University of Arizona campus.

Built in 1928 with 7,000 seats located on the west side between the end zones, the stadium has grown into a 57,000-seat facility that combines tradition with modern conveniences, remaining one of the top venue for its spectators.

Every seat features an uncluttered view of the playing surface, and more than half of the seats provide sweeping vistas of the campus and nearby city skyline, as well as the Santa Catalina Mountains.

The natural playing surface itself, renewed frequently, is hybrid Bermuda grass for a track that is resilient and fast. At one time, cart-path projects brought greenery from the Tucson National's golf course in the mid-1970s. The natural surface has remained a top feature of Arizona Football and much of the turf was replaced in 2009.

Since playing and winning their first game on Oct. 12, 1929 (35-0 vs. California Tech), Arizona football teams have played 467 games in the stadium, 371 of them at twilight or night, winning 266, losing 169 and tying 12. The team has never failed to win at least one home game in a season and has gone undefeated nine times, the last time coming with a 6-0 record in 1993.

Part of that success is due to the fans in the stands, with UA enjoying steady fan support through the years, notably in the past five seasons with plus-50,000 averages.

A stadium record crowd of 59,920 witnessed the Arizona-Arizona State game on Nov. 23, 1996. The highest average attendance for a season was the 56,562 per game who saw the Cats play in 1994. The 2006 average was second-best at 55,798, with four capacity crowds. In 2009, the Oregon game and ESPN College Game Day drew a season high of 57,863.

Substantial stadium refurbishing projects within "Vision Arizona," UA's master facilities plan, include a variety of enhancements to the stadium including a north end zone football facility and a new scoreboard feature on the south end.

As Arizona football grew, so did the facilities surrounding it. In 1989, a \$6.3 million structure housing the media, skyboxes and loge seating was added to accommodate increased interest in the football program. Two other non-football features of the stadium are notable – UA's renowned Tree Ring Research Lab on the west side and the Steward Telescope Laboratory on the east side – two of the nation's most venerated research facilities.

The media center is the third press box to service the media at Arizona Stadium. Increased exposure as the program moved into the Pacific-10 Conference outgrew the first two structures. It's the latest in a long line of additions made to the stadium throughout its 82-year history.

In 1938, seats were added between the 25-yard lines on the east side to boost capacity to 10,000. Nine years later, the end zones were filled, and in 1950, the horseshoe at the south end was completed, giving the facility a capacity of 22,671 seats.

That's the way it remained until 1965 when expansion on the west side provided 10,000 new seats, along with an 80-foot, multi-level press box. The two-tier addition to the east stands, adding 17,000 seats in 1976, was selected as one of six outstanding architectural projects in the Rocky Mountain States for 1977 by the AIA. Finally, permanent north-end bleacher seating for 4,500 was added in 1988, although it would be removed for the new north-end project.

First Game Oct. 12, 1929 (35-0 vs. Cal Tech);
First Night Game Sept. 25, 1931 (0-8 vs. SDSU)

(Stadium attendance marks vs. Pac-10 Schools - p. 34; largest crowds for road games - p. 52)

Home Attendance Since 1950

Year	Home Games	Atten.	Avg.
1950	6 (3-3)	105,121	17,520
1951	6 (5-1)	97,868	16,311
1952	6 (3-3)	117,888	19,648
1953	7 (3-4)	111,128	15,875
1954	7 (5-2)	132,860	18,980
1955	7 (4-2-1)	134,329	19,190
1956	8 (3-5)	142,182	17,772
1957	7 (1-5-1)	113,672	16,239
1958	6 (2-4)	113,031	18,839
1959	6 (3-3)	118,511	19,752
1960	7 (5-2)	156,024	22,289
1961	6 (6-0)	145,655	24,255
1962	6 (4-2)	145,655	24,276
1963	7 (4-3)	144,046	20,578
1964	6 (5-0-1)	163,694	27,282
1965	5 (1-4)	140,586	28,117
1966	6 (2-4)	167,783	27,964
1967	6 (2-3-1)	191,152	31,859
1968	5 (4-1)	188,200	37,640
1969	5 (3-2)	156,450	31,290
1970	6 (4-2)	213,800	35,633
1971	5 (2-3)	160,500	32,100
1972	6 (3-3)	183,500	30,583
1973	5 (3-2)	192,349	38,470
1974	6 (5-1)	219,446	36,574
1975	5 (4-1)	191,180	38,236
1976	6 (3-3)	293,633	48,939
1977	5 (2-3)	208,651	41,730
1978	6 (4-2)	308,159	51,360
1979	7 (4-2-1)	339,044	48,435
1980	7 (2-5)	342,203	48,886
1981	7 (3-4)	290,810	41,544
1982	6 (3-3)	285,361	47,560
1983	7 (5-2)	305,571	43,653
1984	7 (6-1)	314,672	44,953
1985	7 (5-2)	327,177	46,740
1986	6 (5-1)	316,434	52,739
1987	5 (3-1-1)	245,841	49,168
1988	8 (5-3)	387,737	48,467
1989	6 (5-1)	301,195	50,199
1990	6 (4-2)	324,585	54,074
1991	6 (4-2)	372,588	61,431
1992	6 (4-2)	282,127	47,021
1993	6 (6-0)	304,564	50,761
1994	6 (5-1)	339,369	56,562
1995	6 (3-3)	310,494	51,749
1996	6 (5-1)	281,612	46,935
1997	6 (5-1)	243,227	40,538
1998	6 (5-1)	301,235	50,206
1999	6 (3-3)	306,905	51,151
2000	6 (2-4)	296,636	49,439
2001	6 (2-4)	266,299	44,383
2002	7 (3-4)	315,042	45,006
2003	7 (2-5)	299,352	42,765
2004	7 (2-5)	350,774	50,111
2005	6 (2-4)	321,676	53,613
2006	7 (3-4)	390,589	55,798
2007	6 (4-2)	312,963	52,160
2008	7 (5-2)	367,080	52,440
2009	6 (5-1)	315,330	52,555

Top 10 Arizona Stadium Crowds

Attendance	Date	Opponent
59,920	Nov. 23, 1996	Arizona State (L, 14-56)
58,817	Oct. 24, 1994	UCLA (W, 34-24)
58,810	Nov. 25, 1994	Arizona State (W, 28-27)
58,801	Sept. 23, 2006	Southern California (L, 3-20)
58,738	Oct. 10, 1998	UCLA (L, 28-52)
58,704	Dec. 6, 2008	Arizona State (W, 31-10)
58,515	Nov. 27, 1982	Arizona State (W, 28-18)
58,510	Nov. 7, 1992	Washington (W, 16-3)
58,503	Sept. 23, 1995	USC (L, 10-31)
58,471	Oct. 21, 1995	Washington (L, 17-31)

2010 Arizona Football

Tucson, Arizona

Situated in the heart of Southern Arizona, Tucson is a city of contrast and diversity, from the desert valley of world-famous saguaro cacti to 9,000-foot alpine forests. The city is bountiful in its geographic, cultural and business assets. The population of the greater Tucson area is around one million.

On any of the 350 days of sunshine per year, the Santa Rita Mountains can be seen some 65 miles to the south, a ridgeline near the Arizona-Mexico border. Nearby Mt. Lemmon, the southernmost ski resort in the United States, affords winter activities on the same day as a golf game or any of myriad recreational opportunities in the area.

The city lies in the Sonoran Desert, which boasts a wide range of wildlife and vegetation. Saguaro National Monument and its world-famous display of giant saguaros, highlights the unique beauty of the area. Tucson is a four-hour drive from Mexico's Gulf of California beaches, 70 miles from Mexico and within hours' drives from several major international bird-watching areas. World-class astronomy facilities on four nearby mountain ranges also attract visitors and specialists alike.

Its first Native American inhabitants and the earliest Spanish settlers to the area have left marks on Tucson. Native American, Mexican and American Southwest influences are prevalent throughout the city. The Mission of San Xavier del Bac, located on the outskirts of town, is one of the original missions built by the Spanish missionaries. Continuously settled for more than 12,000 years – the oldest such settlement in the United States -- Tucson has grown from a small Native American village into one of the Southwestern growth cities of the 21st century. It is one of the premier astronomy and optics centers in the world, an important health services center and home to a renowned research institution in the University of Arizona. Phoenix is a two-hour drive to the north and is home to NBA, NFL, NHL and Major League Baseball franchises.

University of Arizona



Old Main

Born on 40 acres of land donated by two roughnecks and funded by a \$25,000 consolation prize in Tucson's competition for the Territorial capital, the University of Arizona rose from the desert floor of the true old West. Nobody wanted it, and fewer believed it would last. Fortunately, they were wrong, and the bet laid down by saloon-keeper E.B. Gifford, and gamblers Ben C. Parker and W.S. Read on Nov. 27, 1886, has paid off into one of the finest research institutions in the world.

When the first 32 students arrived at the only building on campus in 1891, they began a tradition that has now entered its third century.

That building, Old Main, remains as witness to the University's growth from outpost into a 450-acre Research I institution with nearly 200 buildings, more than 38,000 students, and a faculty and staff of 12,000.

Arizona's first university is the largest employer in Pima County and the fourth-largest in Arizona with a payroll of half a billion dollars. The UA offers more than 325 degree fields in a dozen different colleges and another similar group of specialized schools.

Today, the University of Arizona is one of the top 20 research universities in the nation and has played a part in groundbreaking projects ranging from the exploration of Mars to the development of new cancer treatments and pioneering breakthroughs in heart transplantation. UA's observational, theoretical and space astronomy programs have been ranked atop others in the country by the National Science Foundation (NSF) and recent other rankings placed 17 of the school's graduate programs among the top 20 in the nation. In addition, the Nobel Prize, three Pulitzer Prizes and the National Medal of Science have been bestowed upon Arizona educators.

Not to be forgotten, the University's undergraduate programs continue to flourish. The NSF considers Arizona to be one of the 10 universities that best integrates teaching and research for undergraduates. The NASA-funded space grant program pays undergraduates to work in laboratories alongside faculty, and the Undergraduate Biology Research Program includes 43 departments, involves 200 faculty sponsors and funds more than 100 undergraduate researchers each

summer. The Eller College of Management and the McGuire Center for Entrepreneurship are rated in the global top 10 by Finance Times. The University was named in an Elite 50 list of institutions for academically-minded athletes last year.

UA's top-notch programs develop top-name graduates who have continued on to success in their respective fields. The UA boasts a laundry list of graduates who have significantly impacted society. From the late U.S. Congressman Morris K. Udall to Joan Ganz Cooney, founder of the Children's Television Workshop, to Emmy Award winning actor/comedian Garry Shandling, UA graduates have made their mark on the world. Other notable ex-Wildcats include film and television producer Jerry Bruckheimer, singer Linda Ronstadt, baseball manager Terry Francona, baseball owner Arte Moreno, the late astronaut Richard Scobee, television fitness personality Denise Austin, noted horse trainers Bob Baffert and Todd Pletcher, brewery CEO August Busch III, Phoenix Suns general manager Steve Kerr, former Boston Globe publisher Richard Gilman, and noted national sports broadcasters Dan Hicks, Tom Tolbert, Tedy Bruschi and Sean Elliott.

The UA plays host to the world, with students representing all 50 states and 130 countries. A large portion of the student body consists of minority students and the campus is located in one of the most diverse locations in the country, with the influence of Native American and Hispanic cultures evident throughout the Tucson community. The University of Arizona is in its third century of service with a continued commitment to providing support to its undergraduate population, while its world-renown research enterprises keep it on the cutting edge in the expanding global economy.

This commitment to excellence ensures that the University of Arizona will continue to grow from its auspicious beginnings as a single-building outpost in the desert into a world-class center for knowledge and research well into the next century.

University President Robert Shelton - Fifth Year



University of Arizona president Robert N. Shelton's leadership and active relationship with the program are keys to the success of the athletics department. Notable for the latter was his appointment of Greg Byrne to the AD post in March of this year.

Shelton, the 19th president of The University of Arizona, was appointed July 1, 2006 after a stellar administrative and research career at the University of North Carolina at Chapel Hill where he was executive vice chancellor and provost for five years.

Shelton heads the UA's quest to advance its standing as one of the country's top public research universities while balancing its strong legacy of undergraduate education, increasing diversity and ensuring that the UA is accessible to Arizona students, particularly first-generation college students. He embraces the UA's land grant status, its commitment to the people of Arizona and the important bond between the public and public research universities.

At UNC-Chapel Hill, Shelton was the chief operating officer and active on external boards and councils, including the Space Telescope Institute Council that advises and provides oversight and advocacy to NASA for the Hubble Space Telescope. He also worked with the Board of Trustees of the North Carolina School of Science & Mathematics and the Board of Trustees and Executive Committee of Research Triangle Institute.

A renowned physicist, Shelton has served as major professor for 24 doctoral and six master's degree students, and is the author of more than 240 published articles. He has served numerous internationally prominent institutes and is a fellow of the American Physical Society, the California Council on Science and Technology and a member of the American Association for the Advancement of Science.

Prior to his appointment at UNC, Dr. Shelton was Vice Provost for Research in the University of California Office of the President. Other academic appointments include Professor of Physics at Iowa State University, and Assistant Research Physicist at UC-San Diego. He earned his undergraduate degree from Stanford and his master's degree and doctorate in physics from UC-San Diego. Dr. Shelton and his wife, Adrian, who was a Stanford classmate and now is a well-regarded research compliance officer, have three adult children. Born in Arizona, Shelton attended Cortez High School in what was then the northern region of Phoenix.

UA Director of Athletics Greg Byrne - First Year



Greg Byrne was named the University of Arizona's 11th director of athletics on March 22, 2010, by UA President Robert Shelton, and officially began duties on May 1. He succeeded two-month interim director Kathleen "Rocky" LaRose.

Byrne, 38, was athletics director at Mississippi State since February 2008 and has 15 years of athletics administration experience at MSU, Oregon State, Oregon, Kentucky and with the Fiesta Bowl. A native of Idaho, he grew up in Eugene, Ore., where his father, Bill, was AD at the University of Oregon from 1983 to 1992. (The elder Byrne is current director of athletics at Texas A&M.)

Byrne's initial stewardship of the UA program has been one of energetic outreach to signal a new direction for UA as it continues its second century of athletics competition. His communication skills are well demonstrated in a short time at the helm, with some accessibility seven days a week via social media.

2010 Arizona Football

One of his initial moves in Tucson was the hiring of Laura Ianello as head women's golf coach, shortly after she earned Pac-10 Coach of the Year honors in an acting role. At Mississippi State, Byrne was responsible for hiring head football coach Dan Mullen, head volleyball coach Jenny Hazelwood and baseball coach John Cohen, a recent Southeastern Conference Coach of the Year.

His MSU tenure was marked by strong improvement in the academic success rate of student-athletes, with his final school term marked by an overall program GPA of 2.99. Byrne ascended to the MSU job after serving as associate athletics director for external affairs in Starkville for two years. He was actively involved in helping raise more than \$120 million in gifts for intercollegiate athletics during that span.

He began his athletics career with the Fiesta Bowl from 1993 to 1995, and then moved to the University of Oregon in 1995 where he was regional director of development in the athletics department. From 1998 to 2002 Byrne was Oregon State University's associate AD for development, helping overhaul its annual giving from \$1 million to more than \$5 million in cash gifts, plus assisting in raising more than \$30 million in capital gifts and participated in securing a \$12.5 million gift to rename Reser Stadium. From 2002 to 2005 Byrne was at the University of Kentucky as associate AD for development and fundraising. He oversaw efforts that raised annual gifts from \$4 million to \$9 million annually. While in Lexington, he led a \$35 million athletic facility campaign and participated in the design, funding and marketing for Kentucky's \$30 million basketball practice facility.

Byrne then moved to Mississippi State, first as associate AD and then, at the age of 36, he became the youngest person to lead an athletic program at the NCAA Division I-A level. Multi-million dollar projects at Humphrey Coliseum and Davis Wade Stadium were initiated under Byrne's watch, along with groundwork for further facilities upgrades planned for track and golf. Byrne earned a bachelor's degree from Arizona State University in 1994 and a master's degree from Mississippi State in 2009. He and his wife, Regina, have two teenaged sons, Nick and Davis. He was born in Pocatello, Idaho, on Nov. 29, 1971.

(email: uofaad@arizona.edu; twitter.com/Greg_Byrne; facebook.com/GregByrneAD)
(A list of UA's historical Athletics Directors can be found on page 52)

IMG - Sponsorship Marketing & Broadcasting

IMG College and The University of Arizona department of Intercollegiate Athletics have partnered for a long-term agreement that puts the premier marketing, licensing and media company in the leadership role as administrator for the UA's media rights.

Founded in 1960, the New York City- and Cleveland-based global sports media and entertainment company directs Arizona's radio networks, publishes printed game programs and produces radio and television coaches' shows. Moreover, its major focus is the administration of the athletics department's entire corporate partnership program with more than 100 outside entities.

IMG acquired Host Communications, the UA media rights partner since 2004, in late 2008. IMG partners with CBS College Sports Network to produce the athletic department's web site and its online information-marketing platform. The initial contract with Host began with the 2004 football season, and significantly expanded beginning June 2007 to provide UA with substantial guaranteed revenue through this decade. The rights fee magnitude ranks at the top of the Pac-10 and in the top 10 nationally.

IMG's in-house personnel are quartered in the athletics department's McKale Center, led by GM Ben Lorenzen.

The radio portion of the contract partners IMG with Citadel Broadcasting Company, using KCUB 1290-AM in Tucson as the flagship station for originating broadcasts, augmented by KCUB's 100,000-watt sister FM station, KHYT 107.5, in Southern Arizona. Additionally, IMG partnered with Lotus' KTKT 990 ESPN Deportes in February 2007 to originate more than 55 Spanish-language radio broadcasts for all football, the majority of men's basketball and selected women's basketball, baseball and softball games. Considerable promotional time provided by IMG and Citadel are unprecedented in college athletics, and Citadel uses all of its five Tucson radio stations to feature and promote Arizona coaches and student-athletes on a daily basis. Weekly radio and television shows are produced for football coach Mike Stoops and men's basketball coach Sean Miller. Since 2004 the partner has produced numbers of softball radio broadcasts with David Kelly and former players as analysts. IMG prints and publishes game programs for football and men's basketball.

Named as the No. 1 company in the world of sports marketing by SportsBusiness Journal, IMG provides comprehensive sales, affinity marketing, multimedia, promotional and management services to universities, athletics conferences, associations and corporations. IMG represents a broad network of major-college institutions, plus maintains a 34-year relationship with the NCAA for the Final Four and 88 Championship events. Key company operating areas include marketing, association management, publishing, radio and television, and Internet strategies.

Brian Jeffries has served as the voice of the Wildcats in game broadcasts of UA football, basketball and baseball since Arizona's 1986 Aloha Bowl football appearance. He serves as IMG's full-time director of broadcasting. In the 2004 season, former UA running back Lamont Lovett began his color analyst career on the football broadcasts. In men's basketball, Jeffries teams with former basketball player Matt Muehlebach for broadcasts.

IMG also produces Arizona's local television packages for football and men's basketball, partnering with FS Arizona. Arizona athletics has worked with the Fox Sports Net regional affiliate FS Arizona for the past nine years. Dave Sitton has been the television voice of Arizona athletics, along with multiple master of ceremonies duties for the department, for 19 years.

Arizonawildcats.com is a comprehensive Internet site for Wildcat sports news, and offers premium content radio streaming packages for most football, men's and women's basketball and baseball game broadcasts, along with various video features and other specialty audiovisual and interactive information such as soccer, gymnastics, volleyball and softball game video streams. UA's collaboration with CBS College Sports Network began in summer 2008.

Arizona Football Media

Key Media Outlets:

Arizona Daily Star, 520-573-4145. Shannon Conner-SE, Greg Hansen-columnist, Ryan Finley-FB beat, Patrick Finley, Bruce Pascoe, Sarah Trotto. azstarnet.com

Tucsoncitizen.com, Anthony Gimino-FB, Steve Rivera-BKB tucsoncitizen.com

Arizona Daily Wildcat, 520-621-7581. sports@wildcat.arizona.edu dailywildcat.com

Associated Press, Phoenix, 602-258-8934. Bob Baum rbaum@ap.org

Arizona Republic, Phoenix. 602-444-8222. Mark Faller-FB; azcentral.com

Green Valley News-Sun, Nick Prevenas, sports. 520-625-5511. gvnews.com

KGUN-TV, Tucson, Dave Silver-SD. 520-290-7730 kgun9.com

KMSB-TV, Tucson, Vinnie Vinzetta-SD. 520-770-5470 fox11az.com

KOLD-TV, Tucson, Damien Alameda-SD. 520-744-6397 kold.com

KVOA-TV, Ryan Recker-SD. 520-884-4641 kvoa.com

FS Arizona, 455 N. 3rd St., #290, Phoenix 85004. 602-257-9500., Mike Connelly-GM foxsportsarizona.com

Citadel Broadcasting, 575 W. Roger Rd., Tucson 85705. 520-887-1000. KCUB 1290, KHIT 107.5, KTUC 1400. IMG/Arizona flagship

Journal Broadcast (KFFN 1490/ESPN), Jody Oehler, sports talk. 520-795-1490

University of Arizona Media Policy

The University of Arizona welcomes media coverage.

Credentials will be issued to professional members of media outlets that regularly cover Wildcat sports and to regional, national or visiting professional journalists. Internet entities may or may not qualify for credentials and will be considered on a case-by-case basis.

Usage of imagery, audio and video taken at UA athletics events is restricted to editorial purposes; these guidelines are covered in materials issued to reporters, editors and photographers upon receipt of credentials and/or access. They include guidelines on live Internet reporting, notably live description of statistical and/or play-by-play and uses of visual imagery.

Requests for credentials to University of Arizona athletic events should be submitted to Tom Duddlestone Jr., media relations director, McKale Center 106, Tucson 85721. Phone 520-621-4163. Email tduddles@arizona.edu. Co-football SID Blair Willis (bwm23@email.arizona.edu) may help, as well as associate director Richard Paige (rpaige@arizona.edu) both at the same phone number.

Football-practice media policies are determined by Head Coach Mike Stoops. Generally, practices in fall camp and spring are open to the media, with some limitations on photography/videography, while regular-season sessions are closed. During the regular season, interviews may be conducted with student-athletes and coaches Monday through Wednesday following practices, or by phone through advance request. Coach Stoops holds a weekly news conference at 11 a.m. Mondays throughout the year except before open dates. Phone interviews during the week may be arranged through Duddlestone, Willis or Blake Grimsley (grimsley@email.arizona.edu).

Coverage of football practice stipulates consent with restrictions on reporting formations, strategies, special personnel shifts or injuries without prior questions directed to and answered by head coach Stoops or his assistants.

Questions regarding football media policy may be directed to Duddlestone or Willis at any time via cell or text. Duddlestone: 520-419-9236; Willis: 520-419-2979.

Arizona Athletics Media Relations

McKale Center Room 106
University of Arizona
Tucson, AZ 85721-0096
520-621-4163; 520-621-2681 fax

Tom Duddlestone, director
Richard Paige, associate director
Blair Willis, assistant
TBA, assistant
Blake Grimsley, assistant

Arizonawildcats.com points to the University of Arizona athletics department web site, maintained by department employees and hosted by IMG College and CBS College Sports Network.

Mike Lowery, Web Coordinator
lowery@arizona.edu; 520-621-9585
Matthew George, IT/Video production
matthew@arizona.edu, 520-621-2673

Arizona Team Offense and Defense By Year (1978-2009, Pac-10 Years)

Pts/PA = points for, points against; KR=kickoff returns; PR=kickoff returns; F-L=fumbles-lost; FG-A=field goals-attempted; FD=first downs, P=Punts, Sks=Sacks

Year	Arizona Offense				Opponent Offense				Other Categories				3rd/By Opp		
	W/L	Pts/PA	Att-Rush-TD	Att-C-INT-Pass-TD	Plays-Off	Att-Rush-TD	Att-C-INT-Pass-TD	Plays-Off	KR-Yd/Opp	PR-Yd/Opp	Pen/Opp	F-L/F-L		P-Avg/P-Avg	FD/FD
1978: 5-6	245/205	610-2450-21	159-82-9-1047-9	231-118-13-1514-9	769-3497	546-1987-15	231-118-13-1514-9	777-3501	25-465/42-509	33-209/29-140	31-16/31-19	54-556/63-633	187/184	8-19/11-16	34/na
1979: 6-5-1	244/243	603-2720-21	215-106-19-1242-7	322-177-19-2357-14	818-3692	453-1671-14	322-177-19-2357-14	777-4028	33-699/32-693	21-245/23-101	31-14/29-15	65-612/60-381	218/228	10-19/9-18	26/na
1980: 5-6	215/275	466-1813-15	265-139-13-1800-10	731-3613	483-1564-19	349-220-12-2880-13	831-4364	40-737/31-351	28-230/26-193	31-18/32-16	79-787/57-591	187/238	7-12/12-21	25/na	
1981: 6-5	253/205	481-1845-15	342-174-23-2183-15	823-4028	463-1833-14	291-143-16-1600-10	754-3513	33-705/19-395	22-121/24-184	35-10/32-16	88-805/79-701	226/190	12-24/11-17	33/na	
1982: 6-4-1	311/219	482-1642-16	332-177-14-2531-19	814-4173	413-1299-6	350-203-19-2269-14	763-3568	20-432/23-468	22-144/18-85	27-12/28-13	81-712/55-498	211/197	14-23/16-26	30/na	
1983: 7-3-1	353/118	468-1551-24	372-198-16-2681-12	840-4232	401-1081-8	356-201-17-2218-11	757-3299	19-326/21-465	39-352/16-108	31-13/34-17	75-671/86-754	232/190	20-25/14-24	25/na	
1984: 7-4	272/192	495-1372-14	337-168-19-2399-12	832-3771	383-831-9	385-197-22-2259-10	768-3090	28-499/28-544	29-258/21-173	29-13/23-15	82-705/82-692	203/176	21-27/12-22	58/na	
1985: 8-3-1	252/146	477-1516-13	281-152-10-1789-7	758-3305	434-1196	314-176-24-1986-5	748-3182	21-383/21-410	18-151/19-32	32-10/35-17	66-596/68-660	190/175	22-29/5-9	41/na	
1986: 9-3	352/204	559-2410-19	249-127-10-1716-12	808-4126	362-928-9	377-220-17-2358-11	763-3466	32-627/39-720	34-260/17-40	27-12/25-14	72-594/57-485	228/192	24-28/10-14	38/na	
1987: 4-4-3	263/220	594-2450-22	204-95-14-1613-7	798-4063	441-1472-9	371-220-14-2347-14	818-3819	43-913/36-709	40-349/20-79	43-20/18-11	72-585/67-597	212/208	15-23/16-25	27/na	
1988: 7-4	279/218	568-2714-25	209-86-9-1265-8	777-3979	464-1534-9	311-184-12-2228-19	775-3762	38-734/44-713	37-248/22-190	35-17/28-13	77-649/73-692	221/206	13-20/10-17	34/na	
1989: 8-4	248/178	589-2650-21	153-65-7-898-6	742-3548	418-1603-12	344-203-18-2389-6	762-3992	28-599/31-624	22-152/26-152	20-9/24-13	82-705/82-692	192/215	13-20/10-17	26/20	
1990: 5-5	267/311	573-2177-26	168-82-6-1168-4	741-3345	424-1544-17	359-184-18-2525-16	783-4069	42-939/46-759	24-250/16-143	22-11/20-10	70-567/71-606	176/222	9-13/12-15	33/29	
1991: 4-7	248/361	528-2159-23	198-98-16-1253-8	726-3412	530-2399-26	303-167-7-2059-15	833-4458	56-1276/30-514	27-303/28-303	25-13/26-13	75-640/71-627	183/244	3-7/14-23	23/31	
1992: 6-5-1	232/118	555-1935-18	203-98-7-1217-6	758-3152	384-716-4	363-188-16-2067-5	747-2783	21-412/22-485	49-440/25-83	14-8/30-10	93-859/57-508	173/181	11-20/11-15	40/21	
1993: 10-2	294/161	569-2281-18	234-114-11-1529-11	803-3810	368-331-5	371-206-11-2275-9	739-2606	26-697/37-525	33-256/21-54	27-20/42-18	95-831/65-590	199/162	14-22/14-22	59/17	
1994: 8-4	278/190	512-1776-12	302-171-7-2211-14	814-3987	369-718-6	319-170-4-2425-13	688-3143	28-563/44-784	31-238/21/128	20-9/24-13	76-698/56-430	225/169	23-29/9-15	47/27	
1995: 6-5	207/199	425-1140-7	359-178-12-2247-18	784-3387	448-1399-9	291-138-6-1577-10	739-2976	32-684/30-495	38-358/29-171	21-14/25-12	75-713/76-659	189/167	9-14/13-17	30/34	
1996: 5-6	310/280	467-1908-15	251-148-7-1828-15	718-3736	469-1760-17	331-190-16-2482-19	800-4242	33-686/36-731	30-293/20-160	19-9/25-13	65-545/73-625	183/224	12-21/5-9	34/29	
1997: 7-5	317/285	471-1880-13	381-188-10-2546-27	852-4426	411-1164-17	339-179-10-2464-16	750-3628	34-768/38-624	29-257/35-341	14-8/22-13	75-694/80-681	226/180	7-12/10-17	47/25	
1998: 12-1	439/236	523-2561-34	309-185-11-2778-18	832-5339	416-1233-14	419-200-16-2786-15	835-4019	23-507/58-1144	44-570/25-142	16-8/22-13	96-881/105-822	239/218	8-18/6-10	46/21	
1999: 6-6	339/364	467-2626-23	366-212-13-3037-19	870-5663	460-1719-22	373-206-5-2814-21	833-4533	38-720/45-1041	29-509/29-274	21-10/18-6	114-925/93-809	246-235	6-19/13-19	36/31	
2000: 5-6	254/237	470-1695-16	273-127-12-1696-9	743-3391	393-973-12	376-185-16-2519-13	769-3492	32-701/34-753	34-408/26-174	24-11/23-17	90-750/87-663	170/183	13-17/17-25	38/41	
2001: 5-6	320/377	386-1563-16	368-200-17-2753-21	754-4316	446-1544-19	400-204-14-2838-23	846-4382	37-778/38-851	25-259/29-155	31-15/19-11	78-708/93-770	227/240	9-14/11-15	36/27	
2002: 4-8	227/310	360-526-7	430-246-14-3477-17	790-4003	508-1942-18	368-214-7-2692-15	876-4634	34-601/34-715	20-332/38-361	21-11/26-11	87-705/105-883	215/243	13-22/22-27	26/52	
2003: 2-10	181/429	380-1486-10	395-185-23-2204-14	775-3690	552-2169-26	394-241-7-3351-26	946-5520	41-685/23-476	18-93/60-524	27-7/28-18	84-768/99-797	169-284	2-11/12-18	25/19	
2004: 3-8	164/275	386-1302-9	312-164-11-1876-10	698-3178	414-1363-17	374-217-8-2810-26	788-4173	31-604/19-389	23-191/29-393	21-13/25-19	56-472/82-650	172/220	8-14/8-14	20/22	
2005: 3-8	252/290	382-1342-11	368-211-16-2522-19	750-3864	440-2021-18	341-200-12-2476-13	781-4497	27-636/14-277	21-227/24-343	17-12/16-7	73-581/85-705	213/222	7-11/11-14	24/21	
2006: 6-6	199/235	379-1010-11	356-191-14-2024-9	735-3034	369-1436-10	358-221-13-2479-14	727-3915	22-524/14-276	21-260/31-364	20-5/24-13	69-578/70-578	173/192	15-20/13-17	15/31	
2007: 5-7	336/322	320-921-7	531-332-12-3702-28	851-4623	461-1971-19	452-260-15-2810-17	913-4466	53-1162/47-1156	30-279/20-191	26-13/16-9	74-636/89-759	239/246	21-26/14-18	27/31	
2008: 8-5	476/277	504-2059-33	412-266-8-3172-24	916-5231	411-1704-18	407-228-16-2365-12	818-4069	47-905/64-1236	33-587/22-233	22-11/26-9	53-457/88-679	287/199	14-16/18-24	24/28	
2009: 8-5	356/311	430-2251-19	484-301-12-2926-20	914-4999	405-1566-16	421-239-12-2620-19	826-4186	53-1320/56-1178	16-245/17-224	15-8/13-7	71-559/74-631	263/222	17-22/18-23	34/13	

NOTE: Team totals 1998 and prior do not include bowl statistics per NCAA guidelines at the time. W/L and points scored do reflect bowl games. Opponent sacks unavailable for some years.

Head Coaches: Tony Mason – 1978-79; Larry Smith 1980-86; Dick Tomey 1987-2000; John Mackovic/Mike Hankwitz (last 7 games '03); Mike Stoops 2004-present.

Offensive Coordinators: Jack Jordan 78-79; Steve Axman 80-84; Chris Allen 85; Ben Griffith 87-88; Rip Scherer 89-90; Pat Hill 91; Duane Akina 92-95; Homer Smith 96-97; Dino Babers 98-00; Rick Dykes 01-02; Mike Deal 2003; Mike Canales 04-06; Sonny Dykes 07-09

Defensive Coordinators: Bob Valessente 78-79; Moe Ankyney 80-86; Larry Mac Duff 87-96; Rich Ellerson 97-00; Mac Duff 01-02; Mike Hankwitz 03; Mark Stoops 04-09